

Asian Journal of Applied Sciences (AJAS) is a multi-dimensional journal which covers all aspects of scientific, engineering, and technical disciplines including pure and applied sciences, applied engineering, application of scientific inventions for engineering and medical purposes, advances in engineering and technology, areas in computer science and communication technology. The Journal stresses on academic excellence, research rigidity, knowledge distribution, and reciprocated scholarly efforts in order to endorse theoretical, experimental and practical research at national and international levels.

Call for Papers

📅 2016-10-11

Call for Papers

[Read More >](#)

Call for Reviewers

📅 2013-01-25

[Make a Submission](#)

Information

[For Readers](#)

[For Authors](#)

[For Librarians](#)

[Home](#) / [About the Journal](#)

About the Journal

Focus and Scope

Journal of Applied Sciences preserve prompt publication of manuscripts that meet the broad-spectrum criteria of scientific excellence. Areas of interest include, but are not limited to:

- Agriculture
- Architectural
- Astronomy and Astrophysics
- Audio
- Automotive
- Biochemical
- Biology
- Biomedical science
- Biophysics and biochemistry
- Botany
- Broadcast
- Building science
- Ceramic
- Chemical
- Chemistry
- Civil
- Combat Engineering
- Communication
- Computer science
- Construction
- Cryogenics
- Domestic appliances
- Domestic Educational Technologies
- Domestic Technology
- Earth and Atmospheric sciences
- Energy
- Energy storage
- Engineering geology
- Enterprise
- Entertainment
- Environmental
- Environmental Engineering Science
- Environmental Risk Assessment
- Environmental technology
- Financial Engineering
- Fire Protection Engineering
- Fisheries science

- Fishing
- Food Science and Technology
- Forestry
- Genetics
- Health Care & Public Health,
- Health Safety
- Health Technologies
- Horticulture
- Industrial Technology
- Industry Business Informatics
- Machinery
- Manufacturing
- Marine Engineering
- Material Sciences
- Materials science and engineering
- Mathematics
- Mechanics
- Medical Technology
- Metallurgical
- Micro-technology
- Military Ammunition
- Military Technology
- Military Technology and equipment
- Mining
- Motor Vehicles
- Music
- Nanotechnology
- Naval Engineering
- Neuroscience
- Nuclear technology
- Nutrition
- Ocean
- Ontology
- Optical
- Optics
- Particle physics
- Pharmaceuticals
- Poultry
- Robotics and Automation
- Safety Engineering
- Sanitary Engineering
- Space Technology
- Statistics
- Textile
- Tissue
- Traffic
- Transport
- Visual Technology
- Zoography
- Zoology

Peer Review Process

The manuscript submitted by the author will be reviewed by an international committee of reviewers to ensure that the manuscript presents a high quality research and original scientific work. The steps followed by the Asian Online Journals during the review process are given below.

- After receiving the manuscript the corresponding author is sent a confirmation email
- The editorial board screens the manuscript and sends it to the referees for blind review (the referees are selected according to their expertise in the field).
- All manuscripts are evaluated according to the reviewers's™ guidelines. On the basis of their evaluation, the referees recommend the paper either for publication or for rejection or they can suggest some necessary changes if it is needed.
- Finally the editorial board takes the final decision for publication of the article. If a paper is accepted for publication, the corresponding author is issued an acceptance letter.
- Normally, the review process is completed within four weeks.

Publication Frequency

Bimonthly (February, April, June, August, October, December)

Open Access Policy

This journal provides immediate open access to its content on the principle that making research freely available to the public supports a greater global exchange of knowledge.

Aims / Objectives

- To provide outstanding research platform to scientists, researchers, academic and engineers from both academia and industry, those wish to communicate recent developments and applications in the field of applied sciences.
- To bring out research in applied sciences that must facilitate science application, engineering and technology research with wider scope.
- To continuously formulate noteworthy investments with industrial development that will provide research and technical needs, hence make the scientific research more reliable and precise.

[Make a Submission](#)

Information

[For Readers](#)



Source details

Asian Journal of Applied Sciences

Scopus coverage years: from 2011 to 2017

(coverage discontinued in Scopus)

Publisher: Science Alert

ISSN: 1996-3343

Subject area: Multidisciplinary

Source type: Journal

CiteScore 2015

1.0



SJR 2019

0.131



SNIP 2020

3.344



[View all documents >](#)

[Set document alert](#)

[Save to source list](#) [Source Homepage](#)

[CiteScore](#) [CiteScore rank & trend](#) [Scopus content coverage](#)

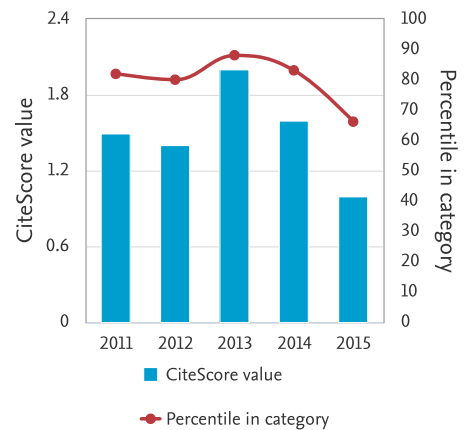
[Export content for category](#)

CiteScore rank 2015 In category: Multidisciplinary

☆ #35 / 104 Asian Journal of Applied Sciences 1.0 66th percentile

☆	Rank	Source title	CiteScore 2015	Percentile
☆	#1	Nature	51.6	99th percentile
☆	#2	Science	46.6	98th percentile
☆	#3	Proceedings of the National Academy of Sciences of the United States of America	17.8	97th percentile
☆	#4	Proceedings of the Japan Academy Series B: Physical and Biological Sciences	4.6	96th percentile
☆	#5	Scientific Reports	4.2	95th percentile
☆	#6	Science Bulletin	3.4	94th percentile
☆	#7	Progress in Natural Science: Materials International	3.3	93rd percentile
☆	#8	Journal of King Saud University - Science	3.2	92nd percentile
☆	#9	Complexity	3.0	91st percentile
☆	#10	National Science Review	2.9	90th percentile
☆	#11	Journal of Advanced Research	2.8	89th percentile
☆	#12	Advances in Complex Systems	2.7	88th percentile
☆	#13	International Journal of Bifurcation and Chaos in Applied Sciences and Engineering	2.5	87th percentile
☆	#14	Science Progress	2.5	87th percentile

CiteScore trend



[Home](#) / [Editorial Team](#)

Editorial Team

Managing Editor

Managing Editor AJAS, Asian Journal of Applied Sciences

Editors

Dr. Arun Kumar Gupta, Associate Professor, Department of Mathematics, M.S.College, Saharanpur, U.P., India

Dr. Faisal G. Khamis, Al Ain University of Science and Technology, United Arab Emirates

Dr. Ferid Hedi Hammami, Physics Department, Science COLlege, Jazan University, Saudi Arabia

Dr. Habibolla Latifizadeh, Faculty of Basic Sciences, Shiraz University of Technology, , Shiraz, Iran, Islamic Republic of

Dr. Ho soonmin, INTI International University, Malaysia

Dr. Kewen Zhao, Institute of Appl. Math. Inform. Sci. University of Qiongzhou Sanya, Hainan, China

Dr. Mohamed Amin Mahmoud Uosif, Faculty of Science, Al-Azhar University, Egypt

Dr. Rokhsana M. Ismail, Science & Technology Center, Aden University, Republic of Yemen

Dr. Vishnu Narayan Mishra, Sardar Vallabhbhai National Institute of Technology,, India

[Make a Submission](#)

Information

[For Readers](#)[For Authors](#)[For Librarians](#)

[Home](#) / [Archives](#) / Vol. 5 No. 2 (2017): April 2017

Vol. 5 No. 2 (2017): April 2017

Published: 2017-04-22

Articles

The Juazeiro (*Ziziphus Joazeiro Mart.*) and the Formation of Concepts and Parameters in Chemical Technology Education

José Carlos Oliveira Santos, Ana Paula da Costa, Aline de Lima Araújo, Jakeline Santos Martins, Lioran Fagner Bento de Oliveira, Vagne Cunha Lima, Romário Jonas de Oliveira, Danilo Lima Dantas, Frank Madson Araújo Melo



Applying Artificial Neural Networks to Monitor Deposition Rate of Roll-to-roll Sputtering System in Real Time

Jiun-Shen Chen, Tzong-Daw Wub



The Design of Color Detector Device for Visually Impaired People

Mochamad Bintang Rivani, Kristiana Asih Damayanti, Ali Sadiyoko



Measurement of Interconnecting Network for Roadside Unit Placement on Cellular Network to Support Intelligent Transportation System

Okkie Puspitorini, Nuradi Siswandari, Haniah Mahmudah, Ari Wijayanti



Saccharification of Lignocellulosic Materials by Cellulolytic and Xylanolytic *Paenibacillus illioisensis* CX11

Abeer Ahmed Qaed Ahmed, Tracey McKay



The Role of *L. plantarum* as an Immunomodulator Secretion of Transforming Growth Factor- β 1, Transforming Growth Factor- β 3, and Interferon- γ Macrophages and Dermal Fibroblasts

Rita Shintawati, Sunarjati Sudigdoadi, Tita Husnitawati Madjid, Endang Sutedja



The Development of Sustainable Community Food Barn in Wonogiri Regency, Central Java, Indonesia

Erlyna Wida Riptanti, Suprapti Aulia Qonita



Assessing the Genetic Diversity of *Alternaria Bataticola* in South Africa using Molecular Markers

J. Chalwe, P. Adebola, M. Pillay



Effect of Hall Current on MHD Oscillatory Slip Flow with Varying Temperature and Concentration

K. Sumathi, T. Arunachalam, N. Radha



Dimension of Work Life Balance in Software Companies

Deivasigamani J., Dr. Shankar



A Study on Problems Related to Work Life Balance among Women Employees in Information Technology Sector, Chennai

Deivasigamani Jothimani, Dr. Shankar



X-ray Fluorescence (XRF) Geochemical Investigation of Delta Steel Company (DSC), Ovwianâ€“Aladja, western Niger Delta, Nigeria, Steelmaking Slag for use as Iron making Blastfurnace Feed and Fertilizer

Napoleon A. Wessey



Assessment of Chennaiâ€™s Ambient Air Quality Data using Multivariate Analysis from 2005 to 2015

Srinivasan Karunanithi, Thirumalini Perumal, Kabbilawsh



Kind of Weak Separation Axioms by $D_{\tilde{I}}$, $D_{(\tilde{I} \pm \tilde{I})}$, $D_{(\text{pre-}\tilde{I})}$, $D_{(b\text{-}\tilde{I})}$ and $D_{(\tilde{I}^2\text{-}\tilde{I})}$ -Sets

Mustafa H. Hadi

**Occurrence of Carangid Fish *Uraspis helvola* (Forster, 1801) from the Iraqi Marine Waters, Arabian Gulf**

Abdul-Razak M. Mohamed, Abbas J. Al-Faisal, Talib A. Jaayid

**Effect of Concentrator, Blade Diameter and Blade Number on the Savonius Wind Turbine Performance**

Ida Bagus Alit, Rudy Sutanto, I Made Mara, Mirmanto Mirmanto

**Outcome and Clinical Spectrum of Post-streptococcal Glomerulonephritis in Children in Developing Countries**

Saber A. M. El-Sayed, Yasser F. Ali, Mostafa M. Ahmady, Salah F. Alsayed, Ahmed M. Baraka

**Comparison of Two Independent Samples Method Based on the Normal Distribution**

Osman Osmanaj, Lazim Kamberi

**Making a Low Risk Kampong to Urban Fire**

Adjie Pamungkas, Dian Rahmawati, Kesumaning Dyah Larasati, Gusti Aditya Rahadyan, Abdiel Hardwin Dito

**Strengthening Social Capital to Enhance Participation In Public Sector**

Hasniati, Rabina Yunus, Nurlinah, Sakaria

**Release Activity of Encapsulated *Lactobacillus plantarum* NBRC 3070 in Optimum Alginate - *Aloe vera* Matrices during Simulated Gastric Fluid (SGF) and Simulated Intestinal Fluid (SIF) Exposure**

Nur Syahirah Sallehudin, Khalilah Abdul Khalil, Maslinda Musa, Hifa Nazirah Mohd Yazid, Anida Yusof



Effect of Concentrator, Blade Diameter and Blade Number on the Savonius Wind Turbine Performance

Ida Bagus Alit^{1,*}, Rudy Sutanto², I Made Mara³ and Mirmanto Mirmanto⁴

¹ Mechanical Engineering Department, Engineering Faculty, Mataram University, Jl. Majapahit no. 62, Mataram, NTB, 83125, Indonesia

² Mechanical Engineering Department, Engineering Faculty, Mataram University, Jl. Majapahit no. 62, Mataram, NTB, 83125, Indonesia

³ Mechanical Engineering Department, Engineering Faculty, Mataram University, Jl. Majapahit no. 62, Mataram, NTB, 83125, Indonesia

⁴ Mechanical Engineering Department, Engineering Faculty, Mataram University, Jl. Majapahit no. 62, Mataram, NTB, 83125, Indonesia

*Corresponding author's email: alitbw [AT] yahoo.com

ABSTRACT— Savonius turbine is a type of vertical-axis wind turbines. The turbine has a potential to be developed as it has a simple construction and is suitable for low wind speeds. However, the turbine is still rarely used because of the low efficiency of the turbine compared to other turbines. The low efficiency of the turbine is due to the negative moment. Some efforts have been done to reduce the negative moment such as by adding a wind concentrator. The wind concentrator can steer the incoming wind toward the turbine blades that generate positive moments, consequently, the generated power increases. The aim of this research is to determine the effect of the number and diameter of the Savonius blade wind turbine with an additional concentrator. The concentrator had a concentration ratio of 6:1 and it was tested at the lower wind speeds of 2-5 m/s. The result shows that adding a wind concentrator can increase the rotational speed of the rotor, power coefficient, and the turbine power. The Savonius turbine with two blades has the best performance compared to the three and four blades. The Savonius blade wind turbine with the rotor diameter of 12 cm is the best Savonius turbine for the concentration ratio of 6:1.

Keywords— Savonius wind turbine, concentrators, concentration ratio, power coefficient

1. INTRODUCTION

The wind is the environmentally friendly energy and is grouped into renewable energy. Thus it is potential to reduce our dependency on fossil fuel energies. The utilization of wind energy for generating power increases from year to year. A device that can be used to convert wind energy into useful energy is the wind turbine. Based on the direction of the axis orientation [1], the wind turbine can be divided into horizontal and vertical axis wind turbines. Savonius turbine is one type of vertical-axis wind turbines.

Savonius turbine has some advantages such as simple blade shape, enabling to capture any wind direction, allowing the generator placed at the tower bottom, enabling to rotate at quite low wind speeds [2]. The Savonius turbine rotates due to the drag force, which is the difference between positive and negative moments occurring on the blades. The turbine consists of two to three blades and when it is viewed from the above, it forms an S letter [3]. The use of Savonius turbines for generating power is still rare because of its lower efficiency compared to other turbine efficiencies [4].

Some researchers have been improving the performance of the Savonius turbine such as adding the fins on the turbine blades, varying the blades number, installing external overlap [5]. The additional concentrator has also been investigated in order to reduce the negative moment of the rotor and increase the speed of the rotor [6]. Moreover, the effect of concentration ratios has also been studied in order to obtain the optimal design concentrator.

Based on the theory, the size of the power generated from the turbine is strongly influenced by the swept area and wind speed and it can be calculated from the following equation [7]:

$$P = \frac{1}{2} \rho A_s C_p V^3 \quad (1)$$

Where P is the power, ρ is the wind/air density, V is the wind velocity, A_s is the swept area, and C_p is the power coefficient.

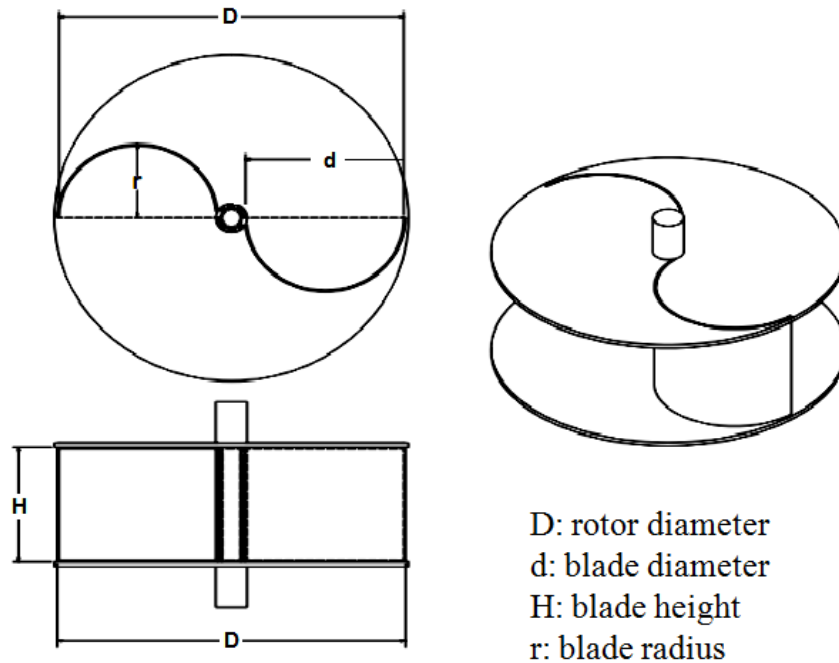


Figure 1: Schematic Diagram of the Savonius Turbine

Tip speed ratio (T_{sr}) is the ratio between the tangential speed of the tip of a blade and the actual wind velocity. The tangential speed of the blade tip has capricious nominal values in accordance with the wind speed. T_{sr} can be calculated using the following equation;

$$T_{sr} = \frac{\pi D n}{60 V} \quad (2)$$

where D is the rotor diameter, and n represents the rotor rotation. The swept area of the Savonius wind turbine can be calculated from the dimensions of the rotor.

The aspect ratio (α) is the ratio of the height to the turbine rotor diameter [8].

$$A_s = D H \quad (3)$$

$$\alpha = H / D \quad (4)$$

Power coefficient is a parameter to determine the performance of the wind turbine. Generally, power coefficients for modern horizontal-axis turbines have values ranging from 0.4 to 0.5, which are close to 70-80% of the Betz limits [9].

Each type of turbine rotors has a different power coefficient. The following graph shows the variations of Tsr and rotor power coefficient values for a wide range of wind turbines.

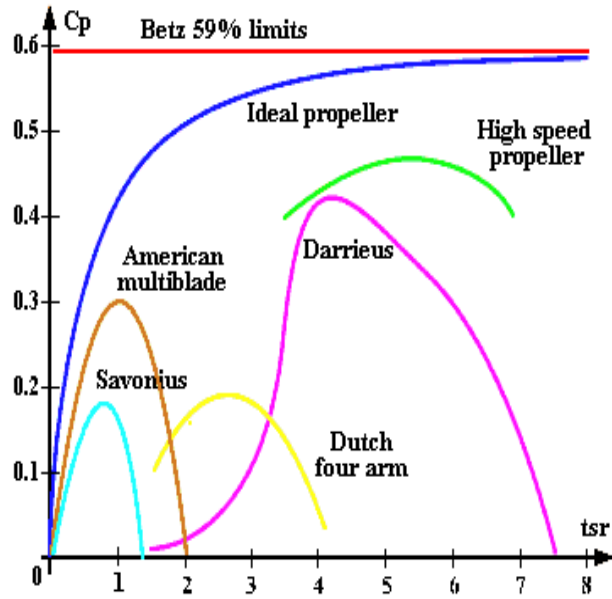


Figure 2: Diagram of C_p - Tsr for Several Types of the Turbine [10]

2. EXPERIMENTAL SET UP

The schematic diagram of the experimental set up is shown in Figure 3. It consists of Savonius rotor blades, a concentrator, a vertical shaft, bearings, and a generator (model PMG 165-0.05KW/300RPM).

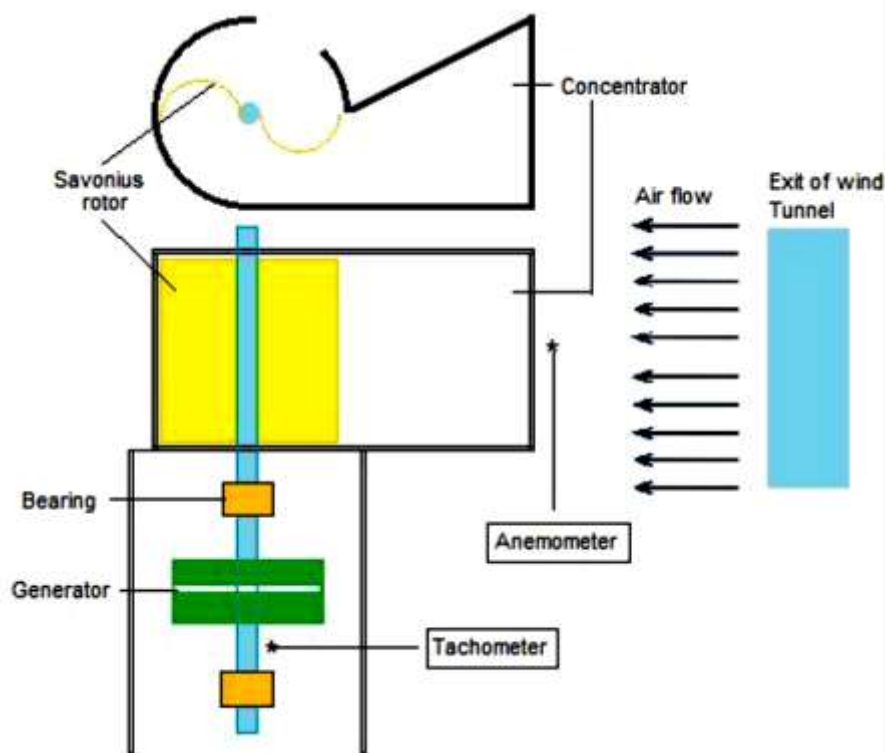


Figure 3: The schematic diagram of the experimental set up

The tests were carried out using an open wind tunnel and performed at low wind speeds ranging from 2 m/s to 5 m/s. The wind speed was measured using a digital anemometer HT-81, while the rotating speed of the rotor was measured using a digital laser tachometer DT-2234C⁺. Current and voltage outputs of the generator were measured using a digital multimeter DT-9205A.

The Savonius wind turbine was tested with a wind concentrator. The wind concentrator ratios were 1:1 (without concentrator), 2:1(C11), 3:1(C21) and 6:1(C31), see Figure 4. The ratio of the wind concentrator is defined as the comparison of input air area and the output air area of the wind concentrator (a/b), see Figure 4(d). The variations of the Savonius blade diameter employed are 6 cm, 12 cm and 18 cm, see Figure 5. Furthermore, in this study, the effect of blade number is also assessed to determine its influences on the turbine performance. The numbers of the blade used were 2, 3 and 4, see Figure 6. However, the blade variations were only applied for the Savonius rotor with a diameter of 18 cm.

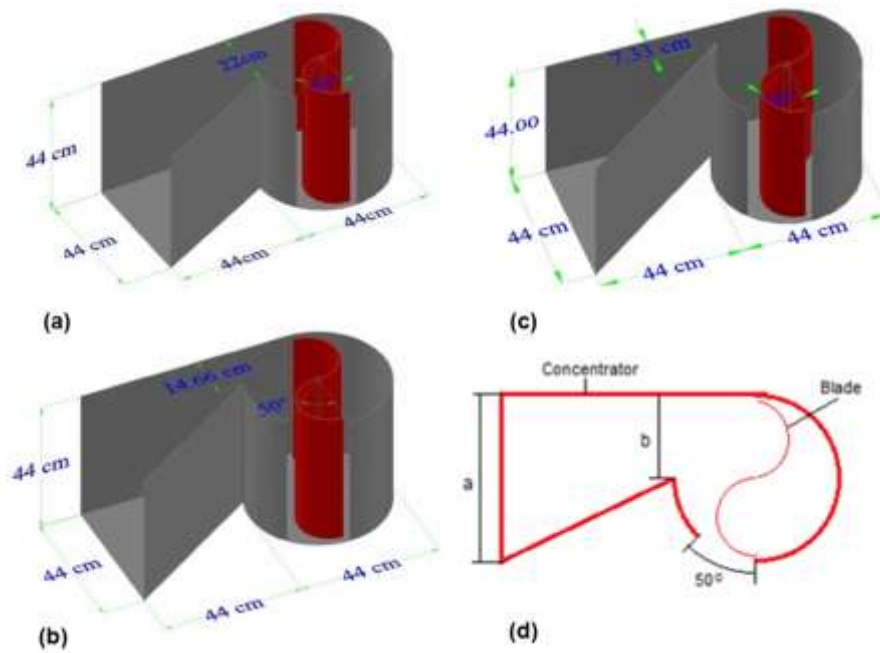


Figure 4: Wind Concentrator Design; (a) C11, (b) C21, (c) C31, (d) concentrator ratio (a/b)




Figure 5: Variation of Blade Diameter; (a) 6 cm, (b) 12 cm, and (c) 18 cm




Figure 6: Variation of the Blade Number for the Rotor Diameter of 18 cm; (a) 2 Blades, (b) 3 Blades, and (c) 4 Blades

Several cases were tested against the wind velocities to obtain the rotational rotor speed, and output voltage and current of the generator. All cases are coded and described in Table 1.

Table 1 Code of Tested Cases.

Code	Concentrator usage	Concentrator ratio	Blade diameter (cm)	Blade number
C0d18S2	No	1 : 1	18	2
C11d18S2	Yes	2 : 1	18	2
C21d18S2	Yes	3 : 1	18	2
C31d18S2	Yes	6 : 1	18	2
C31d18S3	Yes	6 : 1	18	3
C31d18S4	Yes	6 : 1	18	4
C31d12S2	Yes	6 : 1	12	2
C31d6S2	Yes	6 : 1	6	2

3. RESULTS AND DISCUSSION

The results of the experiments are presented in the form of graphs. In the preliminary experiments, three cases were tested under the same conditions at the wind velocities ranging from 2 m/s to 5 m/s. The wind speed, rotor rotation, and power were observed and measured. The experimental C_p and T_{sr} are shown in Figure 7. C_p is calculated using equation (1), while P is also equal to VI , V is the voltage and I is the current, V and I were directly measured in the experiments using the digital multimeter. The experimental power coefficient, C_p , increases with the tip speed ratio. This trend is found for all cases; however, as shown in Figure 7, the C_p values are touching each other. Some data points show that using concentrator even decreases the C_p when T_{sr} is less than 0.6, while at T_{sr} of more than 0.6, increasing the concentrator ratio increases the power coefficient. Therefore, the effect of the concentrator ratio on the power coefficient needs to be explored further or it is advised that working with a concentrator to run a Savonius wind turbine should use T_{sr} of higher than 0.6.

Meanwhile, the rotor speed increases due to the wind concentrator. The possible reason for that is because the wind concentrator acts as a device that eliminates the negative force on the turbine rotor. Furthermore, the wind concentrator also increases the wind velocity to hit the blade. As a result, the wind force pushes the blade stronger than without the wind concentrator [11]. The higher C_p results in better wind turbine performances. In this study, the best performance of the Savonius wind turbine is obtained with the wind concentrator ratio of 6:1.

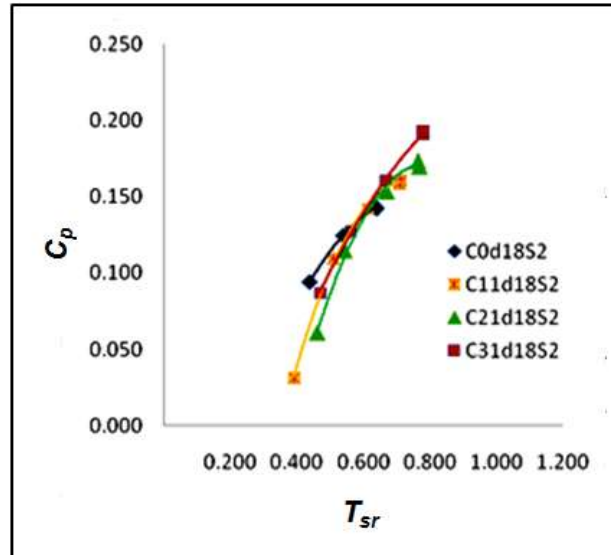


Figure 7: C_p versus T_{SR} for Various Concentrator Ratios

Figure 8 shows the effect of wind concentrator on the rotor speed. The rotor speed depends on the wind velocity. As the wind velocity increases, the rotor rotation elevates. One interesting thing in Figure 8 is the effect of the blade number on the rotor speed. Increasing the number of the blade even decreases the rotor speed. The turbine with two blades results in higher rotor speed than that of more than 2 blades.

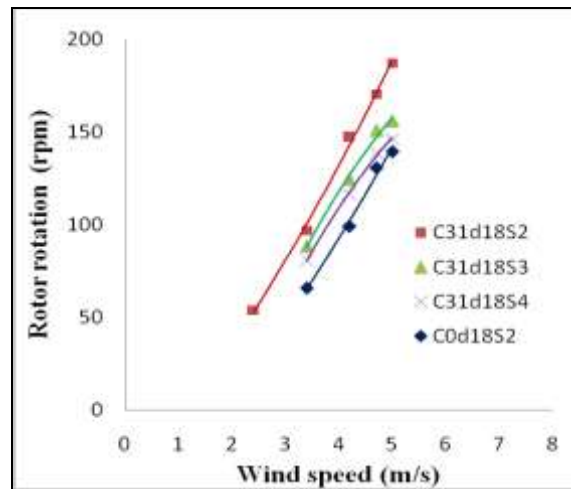


Figure 8: Effect of the Blade Number on the Rotor Rotation

Similar to the rotor speed, the power also increases with the increase in the wind velocity, see Figure 9. As the number of the blade is increased, the power of the turbine even declines. In Figure 8, although the rotor rotation decreases with the blade number, but the rotor rotation is still higher than that of the wind turbine without a concentrator. Meanwhile, in Figure 9, the turbine with 3 and 4 blades results in the lower power than that of the turbine without a wind concentrator. Then this is not suggested to use blades of more than 2 when the turbine is equipped with a wind concentrator.

Figure 10 shows the decreased C_p with the blade number. The C_p of the 3 and 4 blades is lower than that of 2 blades. However, all C_p increase with T_{sr} . The existing wind concentrator, just for the 2 blades, improves the rotor speed, turbine power, and power coefficient.

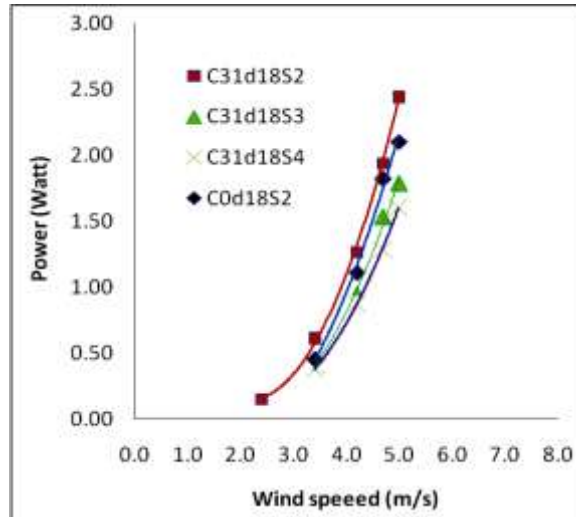


Figure 9: Effect of the Blade Number on the Turbine Power

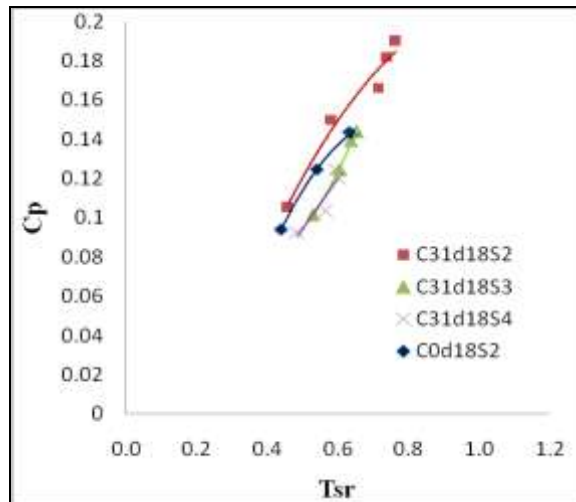


Figure 10: Effect of the Blade Number on the Power Coefficient

The second part of the study is to determine the effect of the blade diameter on the turbine performance. Figure 11 shows the effect of the blade diameter on the rotor speed. All rotors in Figure 11 were equipped with a wind concentrator having an aspect ratio of 6:1. The effect of the blade diameter on the rotor speed is not clear. Rotor blades with a diameter of 6 cm result in a higher rotor speed than the rotor blades with a diameter of 12 cm, but lower than the rotor blades with a diameter of 18 cm. Hence, this needs a further comprehensive research.

Figure 12 presents the effect of the blade diameter on the turbine power. Similar to the rotor speed, the effect of the blade diameter does not show a clear effect. The biggest blade diameter results in the lowest power; while the smallest blade diameter gives the power that locates between the power of the 12 cm blade diameter and 18 cm blade diameter. Nevertheless, from Figures 11 to 13, the rotor with a blade diameter of 12 cm gives the best performance. Therefore, it is recommended to be implemented with a wind concentrator ratio of 6: 1.

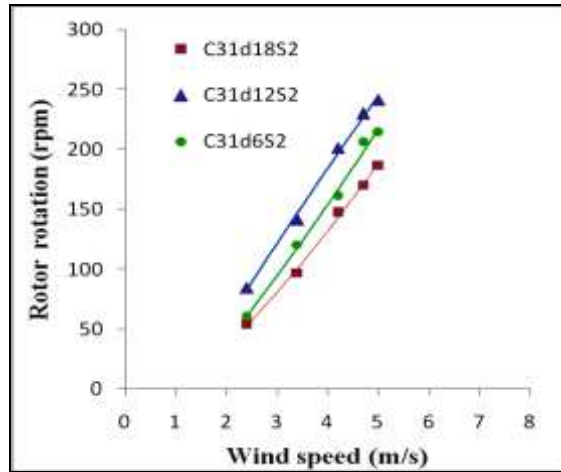


Figure 11: Effect of the Blade Diameter on the Rotor Rotation

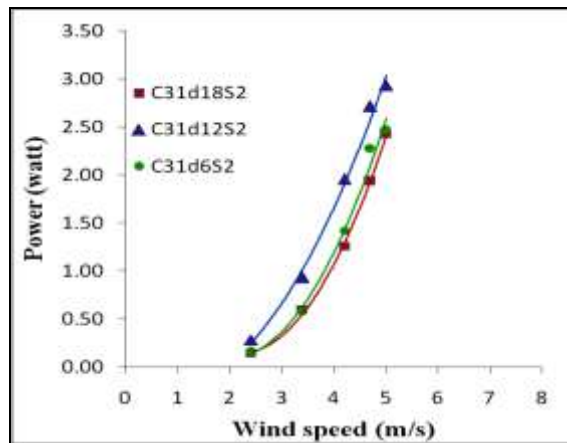


Figure 12: Effect of the Blade Diameter on the Turbine Power

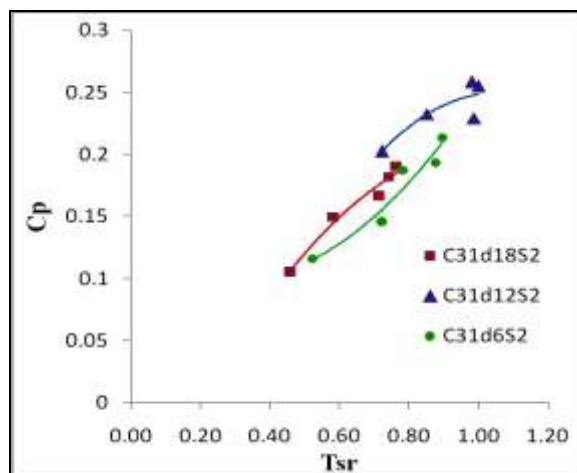


Figure 13: Effect of the Blade Diameter on the Power Coefficient

4. CONCLUSION

The concentrator serves to increase the wind velocity; consequently, the addition of the concentrator elevates the speed of rotor rotation, the turbine power, and the power coefficient. The wind turbine with two blades produces a stable rotation, thus it provides the best performance compared to the three and four blades. The use of 12 cm blade diameter is the most suitable wind turbine with a concentrator ratio of 6:1.

5. ACKNOWLEDGEMENT

This research is funded by the competitive research grant provided by the Ministry of Research, Technology and Higher Education with the contract number **No. 62Z/SPP-HB/UN18.12/PL/2016**.

6. REFERENCES

- [1] I.I. Paraschivoiu, Wind turbine design, Presses Internationales Polytechnique, Canada, 2002.
- [2] J.V. Akwa, H.A. Vielmo and A.P. Petry, A review on the performance of savonius wind turbines, *Renewable and Sustainable Energy Review*, Vol. 16, No. 5, pp. 3054-3064, 2012.
- [3] H.A. Ali, Experimental comparison study for Savonius wind turbine of two & three blades at low wind speed, *Int.J. Modern Research IJMER*, Vol. 3, No. 5, pp. 2978-2986, 2013.
- [4] A. Vaishali, S.A. Patil and A.A. Thakur, Optimization of Savonius rotor for wind turbine, *Int. J. Advances in Engineering and Technology*, Vol. 7, No. 4, pp. 1294-1299, 2014.
- [5] Z. Driss, A. Damak and M.S. Abid, Evaluation of the Savonius wind rotor performance for different external overlap ratio, *Int. J. Fluids Mechanics & Thermal Sciences*, Vol. 1, No. 1, pp. 14-19, 2015.
- [6] L.F. Rus, Experimental study on the increase of the efficiency of vertical wind turbines by equipping them with wind concentrators, *J. Sustainable Energy*, Vol. 3, No. 1, pp. 30-35, 2012.
- [7] S.C. Balineni, S.R. Krishna, B.S. Kumar and G.V. Kumar, Design and fabrication of Savonius vertical axis wind turbin, Department of Mechanical Engineering Gokaraju Rangaraju Institute of Engineering and Technology, Jawaharlal Nehru Technological University, 2011.
- [8] C.R. Patel, V.K. Patel, S.V. Prabhu and T.I. Eldho, Investigation of overlap ratio for Savonius type vertical axis hydro turbine, *Int. J. Soft Computing and Engineering (IJSCE)*, Vol. 3, No. 2, pp. 379-383, 2013.
- [9] E. Hau, *Wind Turbines*, Springer, New York, 2006.
- [10] M. D'Ambrosio and M. Medaglia, *Vertical axis wind turbines, History, Technology and Applications*, Höskolan Halmstad, 2010.
- [11] B.D. Altan and M.A. Atilgan, A study on increasing the performance of Savonius wind rotors, *Int. J. Mechanical Science and Technology*, Vol. 26, No. 5, pp. 1493-1499, 2012.
- [12] N.H. Mahmoud, A.A. Haroun, E. Wahba and M.H. Nasef, An experimental study on improvement of Savonius rotor performance, *Alexandria Engineering Journal*, Vol. 51, pp. 19-25, 2012.