

Adding Organic Matter Enhanced the Effectiveness of Silicate Rock Fertilizer for Food  
Crops Grown on Nutritionally Disorder Soils: A Glasshouse Assessment

Joko Priyono\* and Zaenal Arifin

Center for Research and Development of Tropical Dry Land - University of Mataram

Jl. Pendidikan 37 Mataram, Lombok Island, 83125 NTB. Phone/Fax: 62-370-628143

\*Corresponding author: [jokotahanunram@gmail.com](mailto:jokotahanunram@gmail.com)

### Abstract

A glasshouse experiment was carried to identify effects of the application rate of ground silicate rock as a multi-nutrient fertilizer (SRF) with and without organic matter (OM) on growth and nutrient status of food crops (rice, corn, and soybean). Those crops were grown on 3 different soils in 2 cropping patterns, i.e., rice – soybean and corn – soybean, providing 6 experimental sets. A completely randomized design was applied in each experimental set. The treatment in each set consisted of 3 rates of SRF (5, 10, and 15 g.kg<sup>-1</sup>), those 3 rates + 5 g.kg<sup>-1</sup> of OM, and a control (without adding SRF or OM). The first crops (rice and corn) were grown up to 65 days, while the second crop (soybean) was up to 40 days. Results indicated that for crops grown on less fertile soils, the application of SRF only slightly increased growth of crops, mainly of the 2<sup>nd</sup> crops, and adding OM greatly increased the growth of both the 1<sup>st</sup> and 2<sup>nd</sup> crops. In those experimental sets, about 60 – 80 % of the variation of crop growth was significantly determined by concentration of Cu and several other essential nutrients in crop tissue. In contrast, the growth for crops grown on more fertile soils was not affected by the application of SRF or/and OM. It was concluded that adding OM enhanced the effectiveness of SRF as a multi-nutrient fertilizer, and that may be used as an appropriate multi-nutrient fertilizer or general ameliorant to sustain soil quality and remediate the nutritionally disorder soils.

**Key words:** silicate rock fertilizers, organic matter, nutritionally disorder soils.

## INTRODUCTION

Ground Silicate rock has been proposed as a multi-nutrient fertilizer or general soil ameliorant by many researchers (for example Leonardos *et al.*, 1987, 2000; Hinsinger *et al.*, 1996; Coventry *et al.*, 2001; van Straaten, 2006; and Priyono and Gilkes, 2008). Up to the present day, however, the use of silicate rock fertilizer (SRF) in agricultural practices is so limited. In addition to the conflicting results of the researches dealing with SRF, the rarely use of SRF by farmers was mostly due to the slow release of nutrients from SRF into soil solution (Hinsinger *et al.*, 1996), consequently a large quantity ( $> 10 \text{ t.ha}^{-1}$ ) of the fertilizers must be applied. Efforts to improve the effectiveness of SRF application have been carried out. For example, Lim and Gilkes (2002), Harley (2003), and Priyono (2005) applied high-energy milling to produce SRF. The method was effective in speeding up nutrient dissolution from SRF to soil solution as well as agronomic effectiveness of SRF application. However, the required rates of SRF application ( $1 - 5 \text{ t.ha}^{-1}$ ) were still much higher than commonly applied inorganic fertilizers by farmers.

Several conflicting results in evaluating the true effectiveness of SRF on farm level may be due to the differences in particle size of SRFs and methodological approaches applied by different researchers. Most experiments were conducted only on the basis of SRF as a source of an essential nutrient for plant. For examples, the ball-milled hornblende (Harley, 2003) and basalt and dolerite (Priyono and Gilkes, 2008) were evaluated only as a Ca or/and Mg fertilizer. In other experiments, ground-mica (Weerasuriya *et al.*, 1993), ball-milled feldspars (Harley, 2003) and gneiss (Priyono, 2005) were used as K fertilizer. In those researches, the possibility of significant supply of other nutrients from applied SRFs to crop was neglected. The liming effect of SRFs that surely determined soil-nutrient status for plants was also ignored. An addition to the

ignored aspects was the present of large quantity of plant-available Si from dissolution of SRFs into soil solution. The plant-available Si was beneficial mainly for grasses (Ma and Takahashi, 2002), but it might be restrict the growth of non grasses (Priyono and Gilkes, 2008). Due to the multi functions of SRF, the true effectiveness of SRF application needs to be evaluated on the basis of confounding effects of all functions of SRF to crop growth or/and soil fertility.

In the soil system, Priyono *et al.* (2009) found that dissolution of nutrients from SRF was stimulated by soil organic content. Based on this finding, combining SRF and organic matter (OM) may be the most appropriate method. Both materials could be beneficial for crop growth and soil quality. To prove the promising beneficiaries of using SRF and OM in soil – plant systems, a glasshouse experiment was conducted. The main objective of the research was to identify effects of the application rate of SRF with and without adding organic matter (OM) as a multi-nutrient fertilizer to growth and nutritional status of food crops (rice, corn, and soybean).

## **MATERIALS AND METHODS**

### **Soil and Fertilizers**

Soil samples were the 20-cm tops of Typic Eutrudepts (KGEV) taken from Griyorejo, Gresik - East Java, Typic Hapludalfs (JEJZd) from Wonosalam, Mojokerto - East Java, and Lithic Ustipsamments (LDDA) from Kayangan, North Lombok - NTB. The notations or acronyms used for the soil types were referred to Keys of Soil Taxonomy (Soil Survey Staff, 2010), and those were used throughout in this paper. Soil samples were air dried, lightly ground to breakdown large aggregates, and screened to pass a 2-cm stainless steel sieve. Several chemical properties of the soils are presented in Table 1.

### Insert Table 1

Silicate rock fertilizer (SRF) was the ball-milled basaltic rock originated from Mt. Rinjani in Lombok Island. For the detail procedure of milling and elemental and mineralogical composition of SRF, and analytical methods accordingly may refer to Priyono *et al.* (2009). Organic matter (OM) was a mixture of dry horse and chicken wastes at a ratio of 1:1 (w/w), screened to pass a 1-mm sieve. The OM was characterized by: the C/N ratio was 12; totals of N, Ca, K, and Fe were 1.40, 0.09, and 1.05 %; and totals of Zn and Cu were 99 and 56 mg.kg<sup>-1</sup>, respectively.

### **Glasshouse Experiment**

Six sets of experiment were prepared. Three experimental sets were for growing rice (the first crop) and soybean (the second crop) consecutively on a soil type for each experimental set; and the other 3 sets were for growing corn (the first crop) and soybean (the second crop). A completely randomized design was applied to each set of experiment with the treatment consisting of 3 rates of SRF (5, 10, and 15 g.kg<sup>-1</sup>) without OM, and 3 of those rates of SRF mixed with 5 g.kg<sup>-1</sup> OM, and a control or reference (no adding SRF or OM), all were in duplicates. The treatments were applied only to the first crop in each set of experiment. The non draining pots with capacity of 5L were used in this experiment. Each pot was fill with 3 kg air-dried soil and was mixed with SRF or/and OM accordingly to the treatment.

Prior to growing rice, soil and SRF or/and OM were mixed, saturated and mudded with deionized water, and were incubated for a week. Rice seed (var. IR 46) was germinated for 3 weeks in another pot, and 3 germinates were transplanted into each pot. Basal fertilizers (10 g.kg<sup>-1</sup> of N in form of NH<sub>4</sub>NO<sub>3</sub> and 5 g.kg<sup>-1</sup> of P<sub>2</sub>O<sub>5</sub> in form of KH<sub>2</sub>PO<sub>4</sub>) were applied in the second day after planting (dap), and another 10 g.kg<sup>-1</sup> of N

was applied at 35 dap. During the growing period of rice, soil was flooded and maintained at 2 – 5 cm above soil surface. For growing corn, soil and SRF or/and OM were mixed, moisten and maintained at about field capacity throughout the growing period. A week after equilibration period, 2 seeds of corn (var. Pioneer) were planted. Basal fertilizers for corn (10 g.kg<sup>-1</sup> of N and 5 g.kg<sup>-1</sup> of P<sub>2</sub>O<sub>5</sub>) were applied at 14 dap and another 10 g.kg<sup>-1</sup> of N was at 35 dap.

Biomass of rice and corn was harvested in 60 dap by cutting the plants just above soil surface, oven-dried at 60° C for 3 weeks, weighted, and ground to pass a 1-mm sieve. Two weeks after harvesting the first crops (rice and corn), two seeds of soybean (var. Local - Lombok) were planted at about 1-cm depth in each pot (for all sets of experiment) without adding any fertilizer. Soil moisture was maintained at about field capacity during the whole growing period. Biomass of soybean was harvested in 45 dap, oven dried, and weighted. Sub sample of biomass was taken and then ground for analyses of nutrient content in the plant tissue.

### **Analytical Methods**

Soil EC and pH<sub>H<sub>2</sub>O</sub> (1:5) were measured consecutively at clear suspension by using EC-meter and pH-meter, respectively. Total content of soil C-organic was identified by oxidation with K<sub>2</sub>Cr<sub>2</sub>O<sub>7</sub> (Walkley and Black, 1934), cation exchange capacity (CEC) with 1M ammonium acetate (NH<sub>4</sub>OAct) buffered at pH 7 as an extracting solution (Thomas, 1982), and concentration of exchangeable base cations (Ca, Mg, K, and Na) in the filtrate was identified by using AAS. In the measurement of Ca concentration, 0.1 % La solution was added as a suppressant.

The quantity of Fe, Zn, Cu, and Si were extracted by using 0.01M citric + oxalic acids (1:1). A 5 kg of soil in a 250mL-plastic bottle was mixed with 25mL of the

extracting solution, shaken on a rotary shaker for 60 minutes and filtered. Concentrations of Fe, Zn, and Cu in the filtrate were measured with AAS, and that for Si was identified with a modified blue methol method (Nayar *et al.*, 1975).

The main element composition of OM and plant biomass were analyzed using wet digestion method ( $\text{HClO}_4 + \text{H}_2\text{SO}_4$ ), and the concentrations of Ca, Mg, K, Fe, Mn, Zn, and Cu in the filtrate were measured with AAS, whereas that for Si was by using a modified blue methol method (Nayar *et al.*, 1975).

### **Statistical Analyses**

Analyses of variant were carried out to identify effects of the application rate of SRF with and without OM on plant growth (dried weight of biomass) and concentration of several nutrients (Ca, Mg, K, Fe, Mn, Zn, and Cu) in plant tissue. The relationships between weight of dry biomass and concentration of nutrients in plant tissue were analyzed by a multivariate method (a forward stepwise procedure at ridged lambda of 0.05) using a software of Statistica 6.

## **RESULTS AND DISCUSSION**

### **Plant Growth**

The mean values of dry weight of biomass, as an indicator of plant growth, in relation to the application rates of SRF with and without OM are presented in Figures 1 and 2. Statistically, the application of SRF with and without OM significantly affected the biomass of crops grown on soil KGEV, but that did not for biomass of crops grown on soils LDDA and JEJZd . The different responses of crops to the fertilizer application were most probably due to the differences in nutritional status of those soils used in this experiment.

Insert Figures 1 and 2

For experiments using soil KGEV, the trends of plant growth in both cropping patterns, in relation to the application rate of SRF and SRF + OM, were quite similar. The application of SRF without OM tended to decrease biomass of the first crops (rice and corn), but slightly increased of that for the second crop (soybean) in both cropping patterns. The application of SRF + OM, on the other hand, greatly increased the growth of the 1<sup>st</sup> and 2<sup>nd</sup> grown crops on soil KGEV. In the cropping pattern of 'rice – soybean', adding SRF + OM increased biomass of rice and soybean up to about 50 and 75 %, respectively; while in the cropping pattern of 'corn – soybean', the growths of corn and soybean increased about 21 and 54 %, respectively, relative to the control.

To identify the relative fertility level of the soils, the mean values of dry biomass of untreated crop (control) grown on those different soils were compared and arranged orderly. The orders of soil type, associating to the values of that parameter, in each cropping pattern were the same or consistent, i.e., JEJZd > LDDA > KGEV. In the cropping pattern of 'rice – soybean', rice biomass for the control grown on soils JEJZd, LDDA, and KGEV respectively were 27.3, 17.4, and 9.8 g, and those for soybean were 7.0, 3.2, and 3.0 g. In the cropping pattern of 'corn – soybean', corn biomass in the experiments using soils JEJZd, LDDA, and KGEV respectively were 41.0, 32.8, and 28.4 g; and those for soybean were 7.1, 5.0, and 3.7 g. Based on those trends, soil JEJZd (from Wonosalam) may be interpreted as the most fertile soil, followed by soil LDDA (from Kayangan), while soil KGEV (from Griyorejo) was as the least fertile (nutritionally disorder) soil. In other word, the less fertile the soil, the more its response to the application of SRF or SRF + OM. This result was parallel to the finding of Priyono and Gilkes (2008) showing that the most effective SRF application was on acidic or/and nutritionally disorder soils. A further question was 'which were nutrients or what kind of



disorder properties of soil KGEV causing this soil was more responsive than the other soils to the application of SRF or SRF + OM?’

Referring to Leibig’s lesson, the levels of optimum, deficient, or toxic of essential nutrients for the growth of a crop are not only affected by the quantity of individual plant-available nutrient, but also by its relative proportion to that of other essential nutrients. A simple way to provide an appropriate answer for the above question is by identifying the relationships between crop growth and concentration of nutrients in plant tissue by using multivariate analysis, which is described in the following section.

### **Nutrient Concentration in Plant Tissue**

There are very large data of nutrient (Ca, Mg, K, Fe, Zn, and Cu) concentration in plant tissue, so that only of those in the experimental sets using soil KGEV are presented in Tables 2a and 2b as examples. Two main points which may be interpreted from all data of nutrient concentration in plant tissue are as follows.

1. Statistically, the application rate of SRF with or without OM significantly affected the concentration of most nutrients in plant tissue.
2. There was no certain trend for the concentration of each nutrient in crop tissue in relation to the application rate of SRF with or without OM.

#### Insert Tables 2a and 2b

To provide appropriate answer for the question as mentioned in above section, a multivariate analysis was carried out. Since the treatment significantly affected only for crops grown on soil KGEV, this multivariate analysis was run only for data of the experiments using soil KGEV. Results of the analysis are presented in Table 3.

#### Insert Table 3

As shown in Table 3, nutrient concentration in plant tissue was indicative enough to evaluate the nutritional status of those crops. About 60 to 83 % for the variation of plant growth was significantly determined by concentration of nutrients in plant tissue. The level of the nutrients following a negative sign in the equations could be interpreted that those nutrients were at toxic level for growth of the crops. Inversely, for those following a positive sign could be interpreted that the concentration of the nutrients was in deficient level for growth of the crop. For an example, in the equation 1 (the first row in Table 3), about 83 % of the variation of rice growth was determined by concentrations of Cu and Fe (due to their toxic levels) as well as by concentration of Zn (due to its deficient level) in plant tissue. Similar interpretation may be applied for the remaining equations. However, care should be taken in interpreting such equations. Each equation statistically is valid only for a certain soil condition or a range of soil nutrient quantity. Moreover, the effect of nutrient concentration to plant growth may not be counted as the effect of individual nutrient, but as the confounding effect of those nutrients presented in each equation.

## CONCLUSION

The application of basaltic-silicate rock fertilizer increased the growth of food crops (rice, corn, and soybean) grown on the nutritionally disorder soils, but did not or less effects for those grown on the fertile soils. In addition, the effect of the rock fertilizer application was enhanced by adding organic matter. The concentration of essential nutrients in crop tissue greatly (60 – 80 %) determined the variation of crop growth for those grown on nutritionally disorder soils; and the level of Cu in plant tissue was a common determining factor. Importantly, the application of SRF with or without OM improved soil quality for short and long terms. Practically, ball-milled silicate rock +

organic matter may be used as an effective multi-nutrient fertilizer, mainly applied to the nutritionally disorder soils.

#### ACKNOWLEDGEMENT

We would like to thank to Directorate General of Higher Education (DIKTI), The Ministry of National Education, Republic of Indonesia, for its funding to this research through HB research program.

#### REFERENCES

- Coventry RJ. GP Gillman. ME Burton. D McSkimming. DC Burkett and NLR Horner. 2001. Rejuvenating soils with Minplus™, a rock dust and soil conditioner to improve the productivity of acidic, highly weathered soils. Publ. No 01/173, Townsville, Qld.
- Harley AD. 2003. Evaluation and improvement of silicate mineral fertilizers. (Ph.D thesis). The University of Western Australia.
- Hinsinger P. MDA Bolland and RJ Gilkes. 1996. Silicate rock powder: effect on selected chemical properties of a range of soils from Western Australia and on plant growth as assessed in a glasshouse experiment. *Fert. Res.* 45: 69 – 79.
- Leonardos OH. WS Fyfe and BI Kronberg. 1987. The use of ground rocks in laterite systems: an improvement to the use of conventional fertilizers? *Chem. Geol.* 60: 361 – 370.
- Leonardos OH. SH Theodoro and ML Assad. 2000. Remineralization for sustainable agriculture: a tropical perspective from a Brazilian viewpoint. *Nutrient Cycling in Agroecosystems* 56: 3 – 9.

- Ma JF and E Tawakachi. 2002. Soil, fertilizer, and plant silicon research in Japan. Elsevier. The Netherland. pp. 49 – 61.
- Nayar PK. AK Misra and S Patnaik. 1975. Rapid microdetermination of silicon in rice plant. *Plant and soil* 42: 491 – 494.
- Priyono J. 2005. Effects of high-energy milling on the performance of silicate rock fertilizers. (Ph.D thesis). The University of Western Australia.
- Priyono J and RJ Gilkes. 2008. Application of silicate rock fertilizers improves plant growth: a glasshouse assessment. *Comm. Soil and Plant Anal.* 39: 358 – 369.
- Priyono J. R Sutriyono and Z Arifin. 2009. Evaluation for the potential use of silicate rocks from four volcanoes in Indonesia as fertilizer and soil ameliorant. *J. Tanah Tropika*, 14: 1 – 8.
- Soil Survey Staf. 2010. Keys to soil taxonomy, 11<sup>th</sup> Edition. USDA-RNCS.
- van Strateen P. 2006. Farming with rock and mineral: challenges and opportunities. *Anais da Academia Brasileira de Ciências*, 78: 731-747
- Thomas GW. 1982. Exchangeable cations. In: AL Page. RH Miller and DR Keeney. (Eds) *Methods of soil analysis, Part 2, Chemical and microbiological properties*. ASA, SSSA Inc. Publ.: Madison, Wisconsin. pp. 159 – 164.
- Walkley A and I A Black. 1934. An examination of the Degtjareff method for determining soil organic matter and a proposed modification of the chromic acid titration method. *Soil Sci.* 37: 29-38
- Weerasuriya TJ. S Pushpakumara and PI Cooray. 1993. Acidulated pegmatic mica: A promising new multi-nutrient mineral fertilizer. *Fert. Res.* 34: 67 – 77.

Table 1. Main chemical properties of soils used in the experiments

No	Soil Properties	Methods/		Type of Soils		
		Instrument/ Extraction	Unit	Typic Eutrundepts (KGEV)	Typic Hapludalfs (JEJZd)	Lithic Ustipsammments (LDDA)
1.	pH <sub>H2O</sub> (1:5)	pH-meter	–	6.93	5.37	5.87
2.	EC (1:5)	EC-meter	μS.cm <sup>-1</sup>	84.60	54.97	28.70
3.	CEC	NH <sub>4</sub> OAc.1N pH 7	cmol <sub>c</sub> .kg <sup>-1</sup>	31.31	25.64	4.52
4.	Exchangeble:	NH <sub>4</sub> OAc.1N pH 7				
	- Na <sup>+</sup>		cmol <sub>c</sub> .kg <sup>-1</sup>	0.11	0.06	0.10
	- K <sup>+</sup>		cmol <sub>c</sub> .kg <sup>-1</sup>	0.13	0.47	0.46
	- Ca <sup>+2</sup>		cmol <sub>c</sub> .kg <sup>-1</sup>	24.54	11.31	3.10
	- Mg <sup>+2</sup>		cmol <sub>c</sub> .kg <sup>-1</sup>	10.44	2.39	0.90
5.	Extractable:	Acetic + Citric				
	- Fe	Acids 0.01M	mg.kg <sup>-1</sup>	198.49	165.57	69.46
	- Zn		mg.kg <sup>-1</sup>	0.16	0.69	2.17
	- Cu		mg.kg <sup>-1</sup>	0.40	0.80	0.32
6.	Extractable Si	Blue methol	mg.kg <sup>-1</sup>	169.70	314.70	87.90

Table 2a. Mean concentration of nutrients in plant tissue in the experiments using soil KGEV (Typic Eutrundepts) with cropping pattern of 'rice – soybean'

No	Treatment		Nutrients					
	SRF	OM	Ca	K	Si	Fe	Zn	Cu
	..... (g.kg <sup>-1</sup> ) .....		..... (%) .....			..... (mg.kg <sup>-1</sup> ) .....		
<u>The First Crop (Rice)</u>								
1.	0	0	0.03	0.44	3.25	192	33	9
2.	5	0	0.03	0.56	3.11	167	31	16
3.	10	0	0.03	0.55	2.81	195	26	13
4.	15	0	0.02	0.47	2.72	29	21	7
5.	5	5	0.02	0.43	2.91	44	26	4
6.	10	5	0.03	0.48	2.95	73	38	8
7.	15	5	0.02	0.38	3.45	4	26	3
<u>The Second Crop (Soybean)</u>								
1.	0	0	2.15	0.99	0.03	96	25	3
2.	5	0	2.48	0.95	0.13	98	32	3
3.	10	0	2.69	0.94	0.22	135	27	2
4.	15	0	2.56	1.04	0.05	543	34	2
5.	5	5	2.36	0.98	0.04	106	26	1
6.	10	5	2.45	1.02	0.04	119	24	3
7.	15	5	2.29	0.99	0.02	214	24	1

Table 2b. Mean concentration of nutrients in plant tissue in the experiments using soil KGEV (Typic Eutrundepts) with cropping pattern of 'corn – soybean'

No	Treatment		Nutrients					
	SRF	OM	Ca	K	Si	Fe	Zn	Cu
	..... (g.kg <sup>-1</sup> ) .....		..... (%) .....			..... (mg.kg <sup>-1</sup> ) .....		
<u>The First Crop (Corn)</u>								
1.	0	0	0.04	0.22	0.28	32	18	4
2.	5	0	0.03	0.27	0.18	74	16	4
3.	10	0	0.03	0.25	0.24	51	20	4
4.	15	0	0.05	0.26	0.37	188	17	4
5.	5	5	0.02	0.30	0.16	162	17	3
6.	10	5	0.03	0.31	0.39	28	16	4
7.	15	5	0.04	0.31	0.37	23	24	3
<u>The Second Crop (Soybean)</u>								
1.	0	0	3.08	0.83	0.14	278	46	2
2.	5	0	3.02	0.86	0.03	143	38	1
3.	10	0	2.65	0.82	0.16	92	31	2
4.	15	0	2.82	0.78	0.11	70	36	1
5.	5	5	2.65	0.77	0.14	111	38	2
6.	10	5	2.88	0.86	0.10	123	38	1
7.	15	5	2.56	0.77	0.11	90	32	1

Table 3. Summarized results of multivariate analysis between weigh of dry biomass and concentration of several nutrients in plant tissue grown on the soil KGEV (Typic Eutrundepts)

Crop	Equation *	R <sup>2</sup>	Contribution (%)					
			Ca	K	Si	Fe	Zn	Cu
<u>Cropping Pattern 'Rice – Soybean'</u>								
1. Rice	Biomass = 6.04 – 0.61 Cu + 0.58 Zn – 0.39 Fe	0.83	-	-	-	12	26	46
2. Soybean	Biomass = 5.12 – 0.55 Si – 0.42 Cu	0.63	-	-	47	-	-	16
<u>Cropping Pattern 'Corn – Soybean'</u>								
1. Corn	Biomass = 25.51 + 0.52 K – 0.40 Cu	0.72	-	61	-	-	-	11
2. Soybean	Biomass = 13.62 – 0.70 Ca – 0.33 Cu	0.60	48	-	-	-	-	12

\* Unit of biomass was in g.pot<sup>-1</sup>; Ca, K, and Si was in %; Fe, Zn, and Cu was in mg.kg<sup>-1</sup>



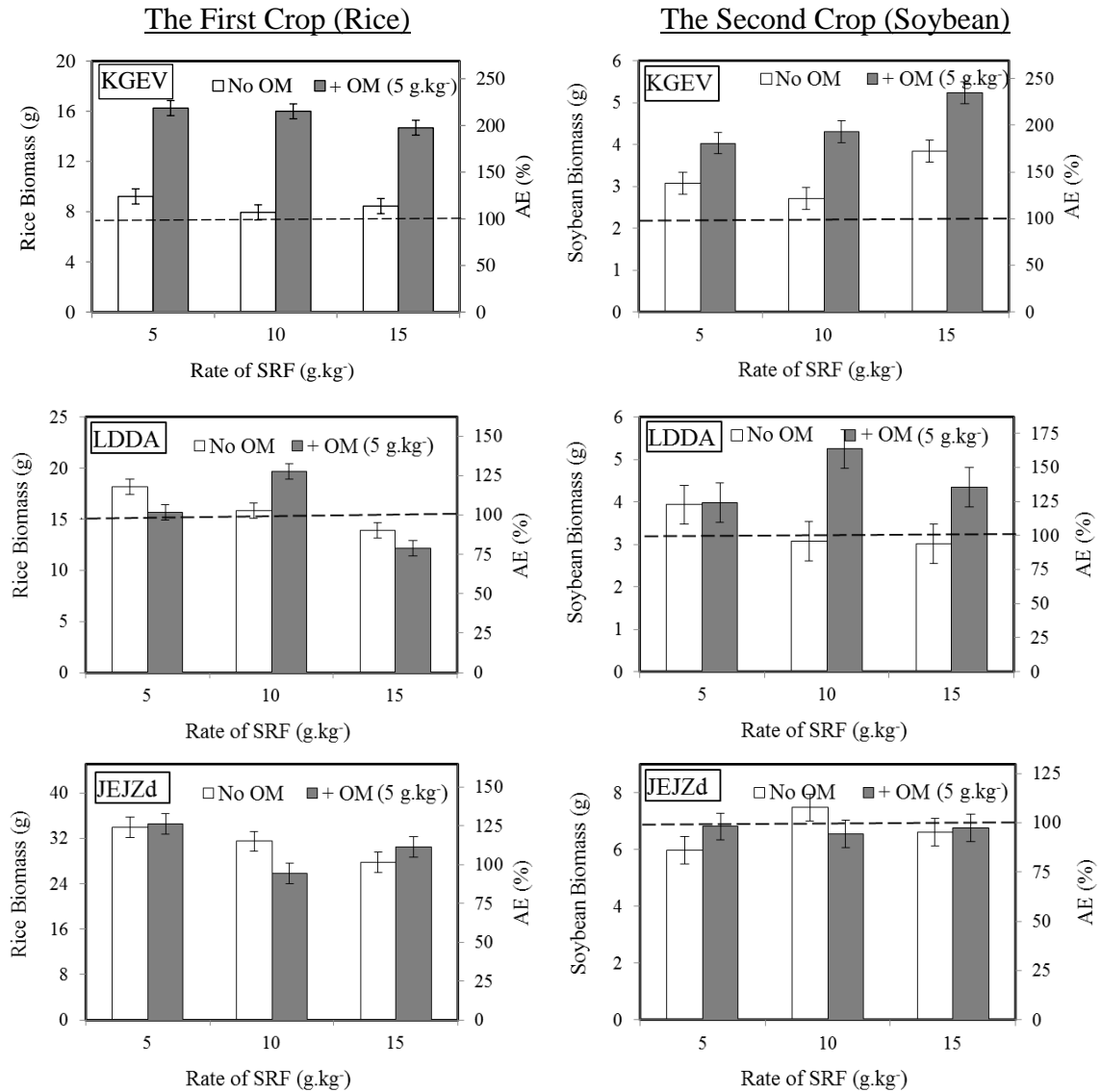


Figure 1. The relationships between mean dry weight of biomass and agronomic effectiveness (AE) relative to control (dashed lines) for the first (left) and second (right) crops grown on the soils KGEV (Typic Eutrundepts from Griyorejo), LDDA (Lithic Ustipsamments from Kayangan), and JEJZd (Typic Hapludalfs from Wonosalam), and with the application rate of silicate rock fertilizer (SRF) with and without organic matter (OM), in the cropping pattern of 'rice – soybean'. The error bars are standard error of mean.

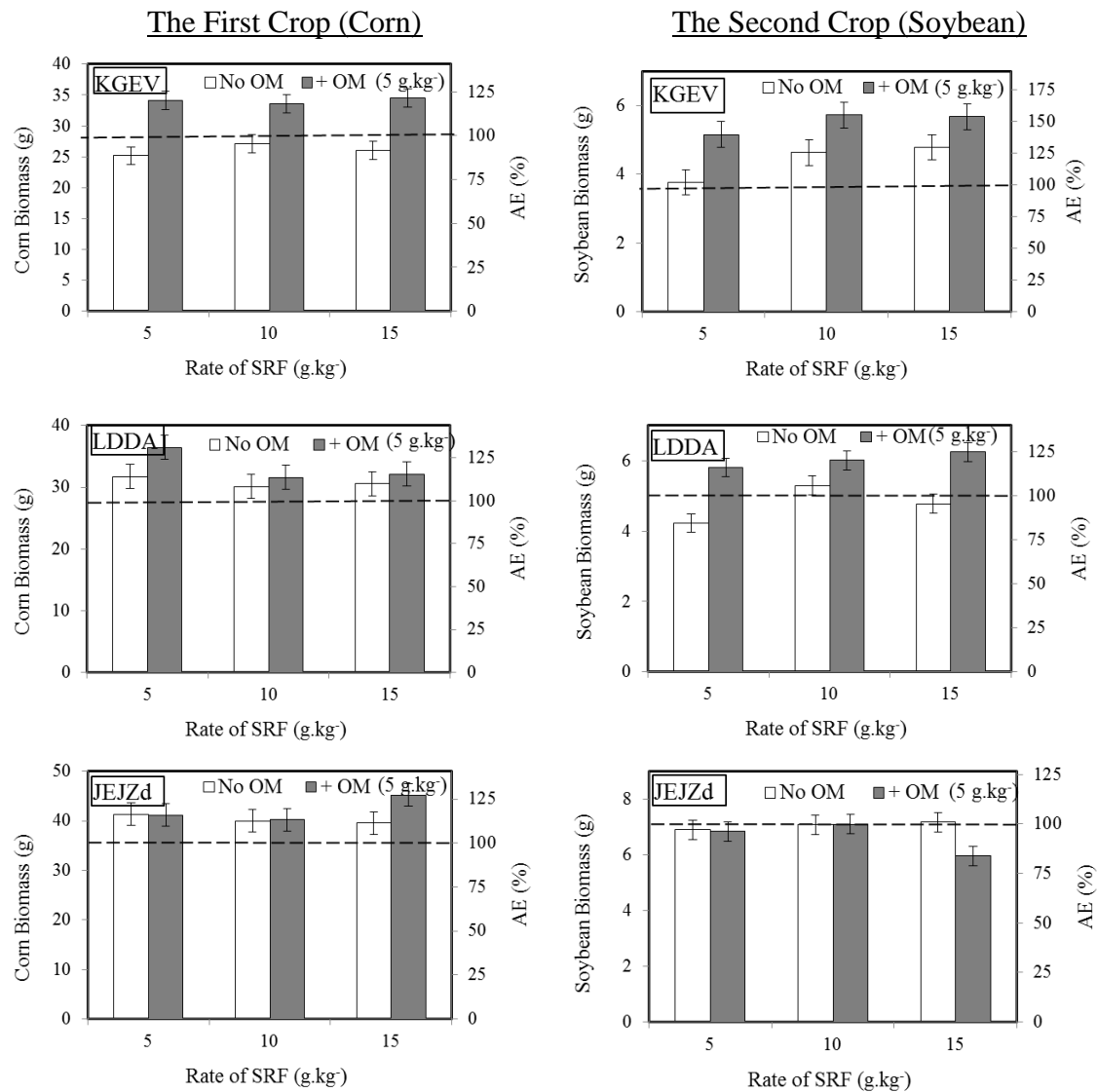


Figure 2. The relationships between mean dry weight of biomass and agronomic effectiveness (AE) relative to control (dashed lines) for the first (left) and second (right) crops grown on the soils KGEV (Typic Eutrundepts from Griyorejo), LDDA (Lithic Ustipsamments from Kayangan), and JEJZd (Typic Hapludalfs from Wonosalam), and with the application rate of silicate rock fertilizer (SRF) with and without organic matter (OM), in the cropping pattern of 'corn – soybean'. The error bars are standard error of mean.



Q unila



## Hasil perbaikan naskah #484

**Joko Priyono** <jokotahunram@gmail.com>

Apr 13, 2012, 10:24 PM


to j-tnhthrop, p3lkt\_unram

Kepada yth Tim Redaksi Jurnal Tanah Tropika

Dengan hormat, kami kirimkan hasil perbaikan dan penjelasannya tentang naskah # 484 seperti terlam (attachement). Terimakasih atas disetujuinya naskah tersebut untuk dimuat pada JTT volume mendatai

Salam,

Ir Joko Priyono, M.Sc., Ph.D  
P3LKT-Universitas Mataram  
Jalan Pendidikan 37 Mataram 83125 NTB

**One attachment** • Scanned by Gmail

Reply

Reply all

Forward

**Adding Organic Matter Enhanced the Effectiveness of Silicate Rock Fertilizer for Food Crops Grown on Nutritionally Disorder Soils: A Glasshouse Assessment**

by Joko Priyono and Zaenal Arifin

1. Kesalahan tulis (*spelling mistakes*), meskipun terlewatkan oleh reviewer, telah kami lakukan perbaikan di seluruh bagian naskah tersebut.
2. Beberapa referensi dalam daftar pustaka yang tidak dicitir pada naskah (kami lupa menghapus pada naskah yang lalu), terlewatkan juga oleh reviewer, telah kami hapus.
3. Permintaan tambahan referensi terbaru (5 tahun terakhir) berupa jurnal/artikel ilmiah sangat sulit kami penuhi, karena memang sangat sedikit komunitas peneliti maupun publikasi tentang *silicate rock fertilizers* setelah 2005 (kecuali publikasi saya sendiri). Banyak tulisan tentang SRF bersifat berita *press* (bertujuan mempromosikan penggunaan langsung SRF), seperti dalam majalah online "*Mineralized the Earth*". Tambahan refensi pada naskah # 484 adalah van Strateen (2006) tentang SRF, dan Ma and Tawakachi, 2002 (tentang unsur Si).
4. Pertanyaan pada halaman 7 (naskah lama): mengapa tanah Gr lebih subur daripada Ws maupun Ky. Menurut reviewer, Ws dan Ky lebih subur daripada Gr berdasarkan hasil analisis tanah (Tabel 1). Alasan kami sebenarnya sudah ada dalam kalimat di awal alinea ke dua halaman 7, yaitu berdasarkan urutan nilai rerata biomass pada kontrol (tanpa penambahan SRF maupun OM) untuk semua jenis tanaman dan pola tanamnya, secara konsisten menunjukkan bahwa  $Ws > Ky > Gr$ . Pada naskah yang sudah diedit tertulis (diganti notasi):  $JEJZd > LDDA > KGEV$ . Penilaian tingkat kesuburan relatif antar tanah yang digunakan dalam penelitian ini mengacu pada hasil biomass (*proven by data*), bukan hasil analisis tanah (Tabel 1) yang, menurut kami, hanya dapat diterjemahkan (interpretasikan) kuantitasnya satu per satu, sedangkan rasio antar kuantitas masing-masing unsur, atau *compounding effects to plant growth* terlalu sulit diinterpretasikan/disimpulkan berdasarkan data Tabel 1.  
Untuk mempertegas (penekanan) alas an/penjelasan tersebut, kalimat pada alinea ke dua halaman 7 kami ubah sedikit: To identify .....
5. Terkait dengan penamaan jenis tanah, disarankan oleh reviewer menggunakan nama Taxonomy daripada nama daerah asal tanah tersebut diambil, dan tambahan satu kolom metode analisis. Pada prinsipnya saya setuju, dan sekaligus saya ubah notasi Gr, Ws, dan Ky menjadi KGEV, JEJZd, dan LDDA, yaitu notasi jenis tanah tersebut pada Keys to Soil Taxonomy (edisi 11, 2010) sehingga ada dasar untuk penggunaan notasi jenis tanah.

Dekimian, mudah-mudahan cukup jelas dan dapat diterima.

Ir. Joko Priyono, M.Sc., Ph.D



Gmail



jurnal tanah tropika



96 of many

## Re: Hasil perbaikan naskah #484

Inbox x



**j-tnhtrop@unila.ac.id**

to me

Thu, Apr 19, 2012, 7:49 PM

Yth Bapak Joko Priyono,

Naskah perbaikan sudah kami terima dan akan diproses sebagaimana mestinya. Terima kasih.

Salam.

Editor

=====

----- Original Message -----

From: Joko Priyono <[jokotahanunram@gmail.com](mailto:jokotahanunram@gmail.com)>

To: [j-tnhtrop@unila.ac.id](mailto:j-tnhtrop@unila.ac.id)

Cc: p3lkt unram <[p3lkt\\_unram@fp.unram.ac.id](mailto:p3lkt_unram@fp.unram.ac.id)>

Sent: Fri, 13 Apr 2012 21:24:12 +0700 (WIT)

Subject: Hasil perbaikan naskah #484

Kepada yth Tim Redaksi Jurnal Tanah Tropika

Dengan hormat, kami kirimkan hasil perbaikan dan penjelasannya tentang naskah # 484 seperti terlampir (attachement). Terimakasih atas disetujuinya naskah tersebut untuk dimuat pada JTT volume mendatang.

Salam,

Ir Joko Priyono, M.Sc., Ph.D

P3LKT-Universitas Mataram

Jalan Pendidikan 37 Mataram 83125 NTB

Reply

Forward