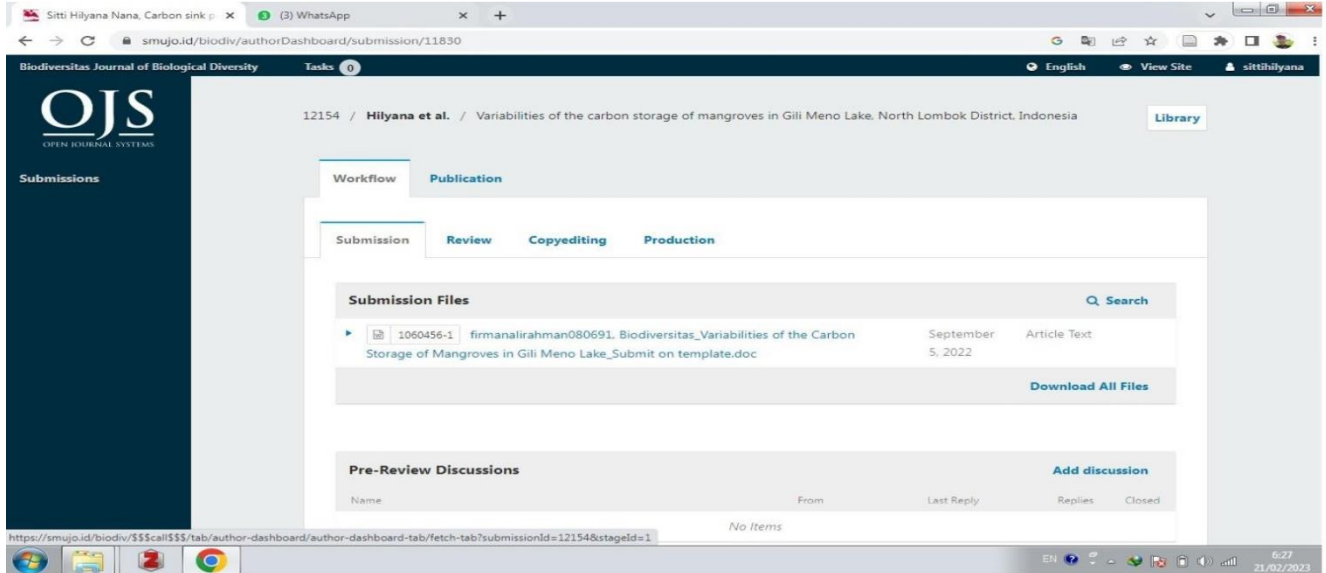
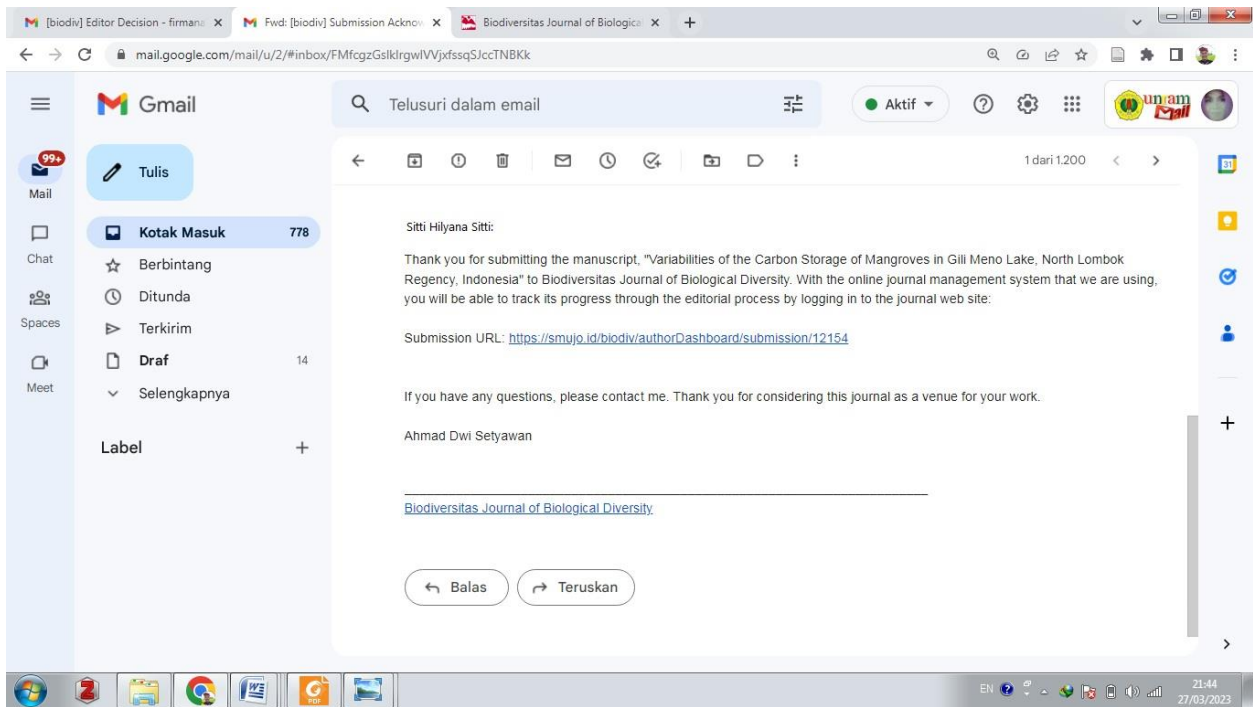


Bukti Korespondensi artikel ilmiah pada jurnal Biodiversitas dengan judul “Variability of mangrove carbon storage in Gili Meno Lake, North Lombok Regency, Indonesia” Melalui Email dan Sistem OJS3.

Submit Artikel Ilmiah (Senin, 5 September 2022)



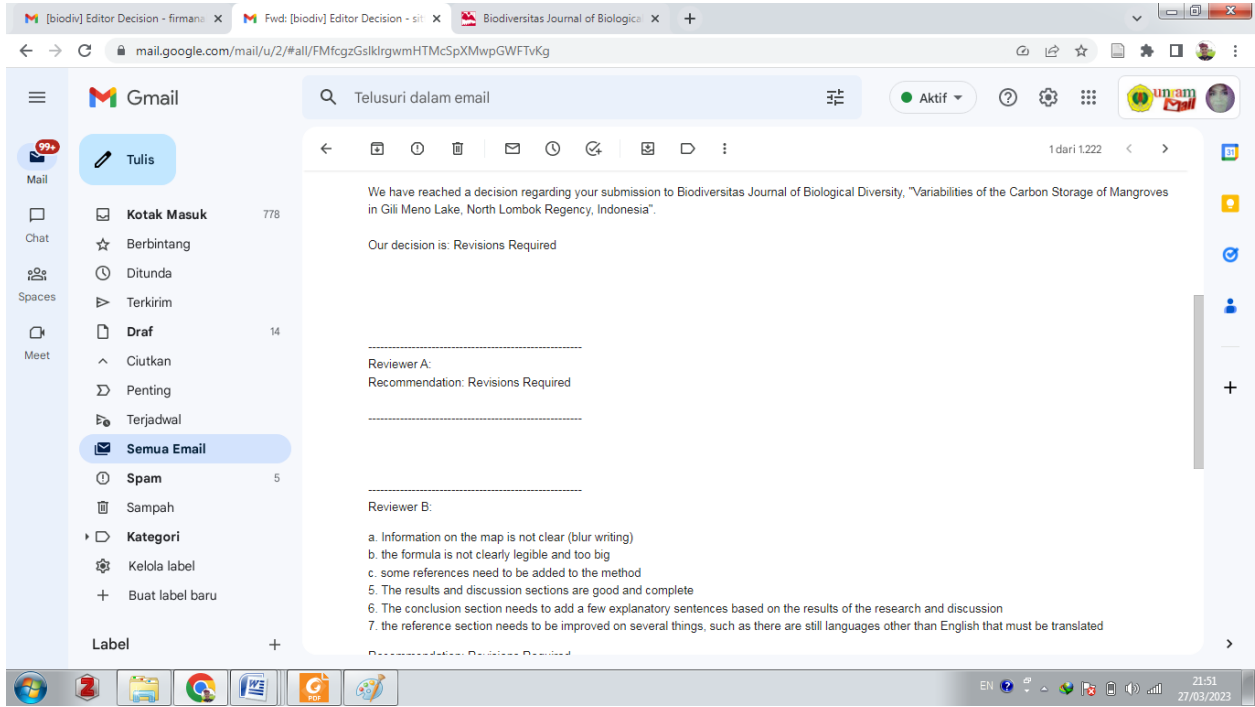
Gambar 1. Bukti submit artikel via OJS3



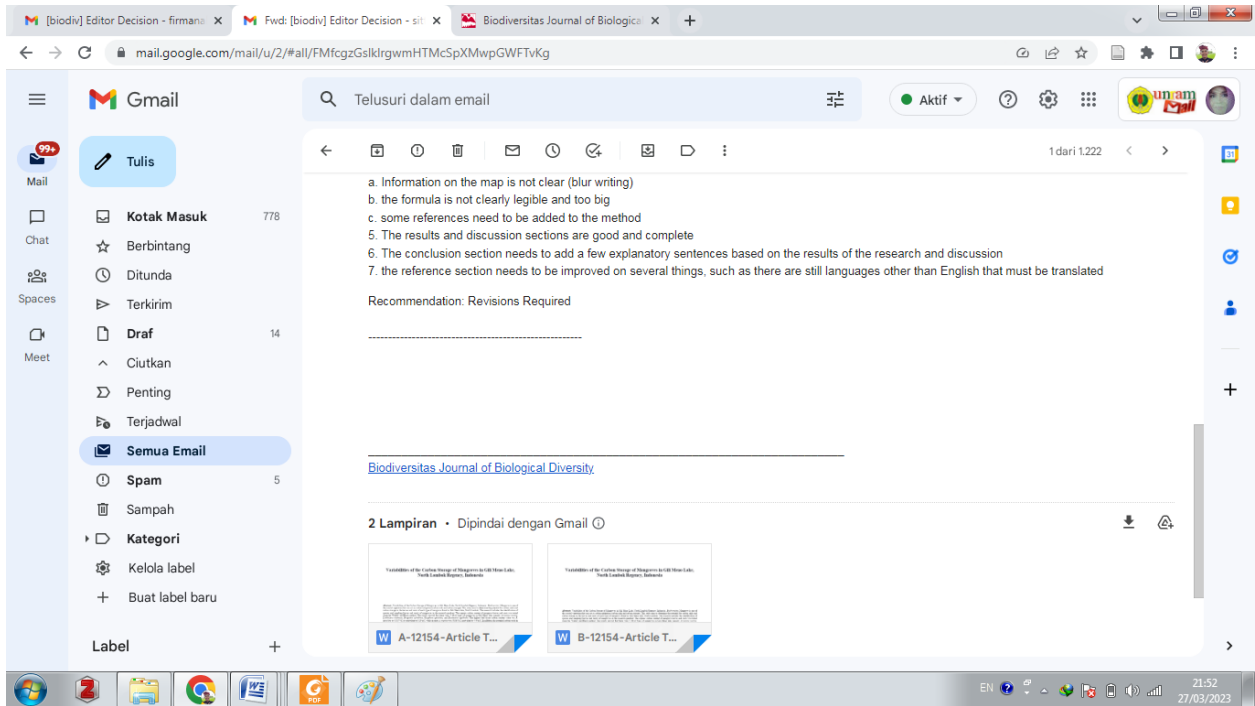
Gambar 2. Bukti email dari Editor in Chief jurnal Biodiversitas

PROSES REVISI

Tahapan Review 1 (komentar Reviewer A dan Reviewer B) pada 19 Oktober 2022



Gambar 3. Bukti komentar Reviewer A dan B pada revisi pertama



Gambar 4. Bukti naskah dari Reviewer A dan B pada revisi pertama

Pengiriman revisi melalui OJS3 pada 22 Oktober 2022

The screenshot displays the author dashboard for submission 12154. The 'Round 3 Status' section shows: "Round 3 Status: All reviewers have responded and a decision is needed." The 'Notifications' table lists five messages from "[biodiv] Editor Decision" with timestamps ranging from 2022-09-11 to 2022-11-25. The 'Reviewer's Attachments' table shows two files: "1062536-1, 12154-Article Text-1061618-1-4-20220919.doc" (September 29, 2022) and "1064024-1, 12154-Article Text-1061618-1-4-20220919.doc" (October 17, 2022). The 'Revisions' table shows one revision: "1064385-1 Article Text, 12154-1062536-1-5-20220929.doc" (October 22, 2022). The 'Review Discussions' section is currently empty.

Notification	Timestamp
[biodiv] Editor Decision	2022-09-11 12:38 PM
[biodiv] Editor Decision	2022-10-19 09:29 AM
[biodiv] Editor Decision	2022-11-03 12:27 AM
[biodiv] Editor Decision	2022-11-22 06:22 AM
[biodiv] Editor Decision	2022-11-25 09:06 AM

Attachment	Timestamp
1062536-1, 12154-Article Text-1061618-1-4-20220919.doc	September 29, 2022
1064024-1, 12154-Article Text-1061618-1-4-20220919.doc	October 17, 2022

Revision	Timestamp	File Name
1064385-1 Article Text, 12154-1062536-1-5-20220929.doc	October 22, 2022	Article Text

Gambar 5. Pengiriman revisi melalui OJS3 pada 22 Oktober 2022

Tahapan Review 2

Tahapan Review 2 (komentar Reviewer A dan Reviewer B) pada 3 November 2022

This screenshot shows a Gmail interface with a search bar at the top. The left sidebar contains navigation options: Mail (99+), Chat, Spaces, and Meet. The main content area displays an email from Smujo Editors (smujo.id@gmail.com) dated Thursday, November 3, 2022, at 7:49 AM. The subject is "[biodiv] Editor Decision". The email body contains the following text:

We have reached a decision regarding your submission to Biodiversitas Journal of Biological Diversity, "Variabilities of the Carbon Storage of Mangroves in Gili Meno Lake, North Lombok Regency, Indonesia".

Our decision is: Revisions Required

Reviewer A:
Dear Editor and Author(s),
Please find attached is the reviews and suggested edits for the manuscript entitled "Variabilities of the Carbon Storage of Mangroves in Gili Meno Lake, North Lombok Regency, Indonesia".

The context of study area of this paper is interesting since it was located in a small island with high value in ecotourism. Further, it the study site is unique since it has extreme salinity level which might not be found in many mangrove ecosystems. Nonetheless, this paper has major weakness in term of analytical framework in which it claimed total carbon per hectare, yet this claim was not supported with robust method (i.e. analysis of carbon in stems in

This screenshot shows a Gmail interface with a search bar at the top. The left sidebar contains navigation options: Mail (99+), Chat, Spaces, and Meet. The main content area displays an email from Reviewer A. The email body contains the following text:

Reviewer A:
Dear Editor and Author(s),
Please find attached is the reviews and suggested edits for the manuscript entitled "Variabilities of the Carbon Storage of Mangroves in Gili Meno Lake, North Lombok Regency, Indonesia".

The context of study area of this paper is interesting since it was located in a small island with high value in ecotourism. Further, it the study site is unique since it has extreme salinity level which might not be found in many mangrove ecosystems. Nonetheless, this paper has major weakness in term of analytical framework in which it claimed total carbon per hectare, yet this claim was not supported with robust method (i.e. analysis of carbon in stems in a unit measurement area). Thus, I would suggest to change the framing not to include total carbon per hectare, otherwise it needs additional analysis as mentioned above. Here, I detailed what need to be improved:

1. Title: and roots of several mangrove species, instead of studying the overall carbon in the mangrove plants. Thus, I would suggest to modify the wordings of the Title to suit with the substance of the paper.
2. Abstract: You did not conducted analysis of total carbon per unit area which also account for carbon stored in stems (organ with the largest carbon stock within the plant). So, I would suggest to remove the point regarding total carbon per hectare.
3. Introduction: I was wondering why the focus of the research was only to the leaves and roots? Why not include the stem which has the largest proportion of carbon among all plant parts? Please explain your justification to only focus on the two components.
4. Methods: Please a more detailed information regarding the study area, including the geographical coordinates, annual rainfall, average temperature and humidity.
5. Methods: How many quadrants were established for data collection?
6. Methods: The calculation of total carbon stock per ha is confusing since there is no variable used to represent the carbon stock per area of observation/measurement. I would suggest to delete the analysis regarding total carbon stock per ha since it require the calculation of biomass of all

Search results - firmanalrahmani x Fwd: [biodiv] Editor Decision - sit: x Biodiversitas Journal of Biologi x

mail.google.com/mail/u/2/#all/FMfcgzGslkrgxschvgczPRGBnPpmWhN

Telusuri dalam email

1 dari 1.223

3. Introduction: I was wondering why the focus of the research was only to the leaves and roots? Why not include the stem which has the largest proportion of carbon among all plant parts? Please explain your justification to only focus on the two components.

4. Methods: Please a more detailed information regarding the study area, including the geographical coordinates, annual rainfall, average temperature and humidity.

5. Methods: How many quadrants were established for data collection?

6. Methods: The calculation of total carbon stock per ha is confusing since there is no variable used to represent the carbon stock per area of observation/measurement. I would suggest to delete the analysis regarding total carbon stock per ha since it require the calculation of biomass of all organs including the stems which was not conducted in this study.

7. Results, Table 5: As per comment above in the Method, the calculation of total carbon stock per hectare is biased since there is no analysis on the carbon/biomass of all organs (including stems) per unit area of analysis. Therefore, I would suggest to remove Table 5 to avoid confusion.

8. Discussion: Regarding the limitations as I raised before, I would suggest to delete the discussion regarding total biomass per hectare (i.e. this whole paragraph) to avoid confusion. Once the paragraph is removed, please update the reference list accordingly to match the deleted references in this paragraph.

More detailed comments are in the attached document.

Best regards and thank you.

Reviewer

Recommendation: Revisions Required

Label

22:09 27/03/2023

Search results - firmanalrahmani x Fwd: [biodiv] Editor Decision - sit: x Biodiversitas Journal of Biologi x

mail.google.com/mail/u/2/#all/FMfcgzGslkrgxschvgczPRGBnPpmWhN

Telusuri dalam email

1 dari 1.223

Best regards and thank you.

Reviewer

Recommendation: Revisions Required

[Biodiversitas Journal of Biological Diversity](#)

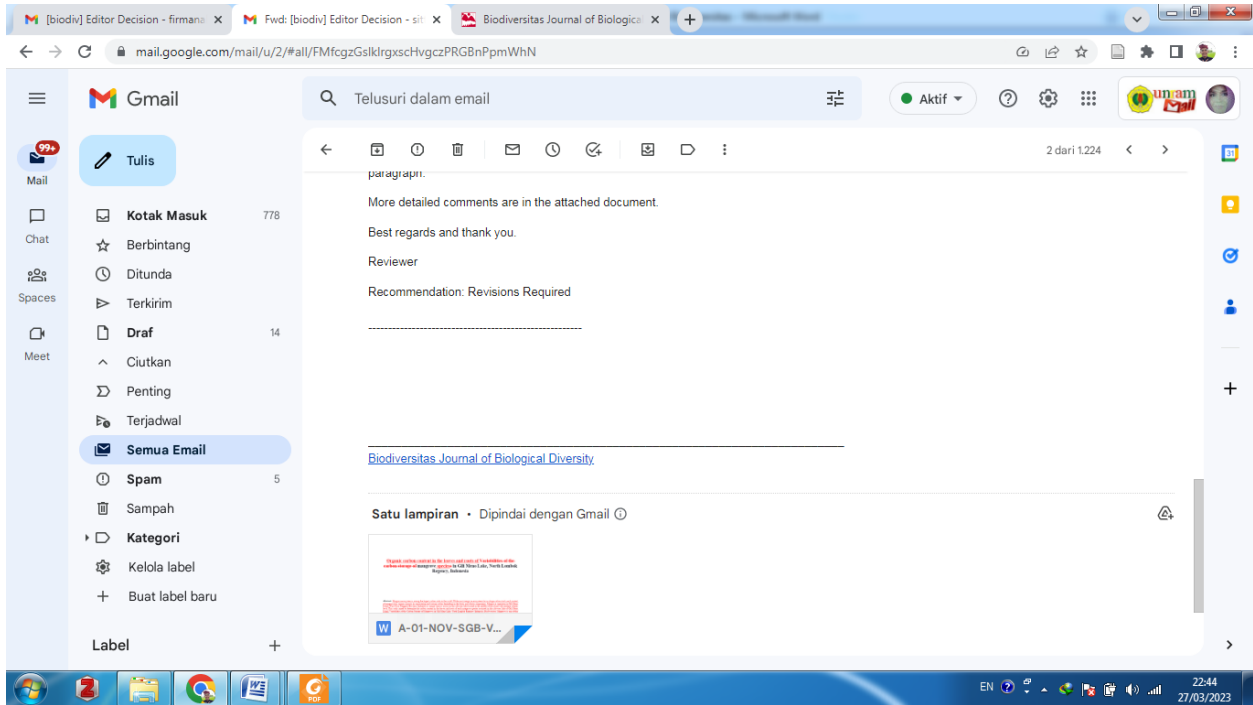
Satu lampiran · Dipindai dengan Gmail

⚠️ **Peringatkan virus Email Universitas Mataram untuk sementara tidak tersedia** - Lampiran file belum dapat diunduh. **A-01-NOV-SGB-Variabilities of the Carbon Storage of Mangroves in Gilli Meno Lake_InternalRev.doc** · download dengan risiko yang Anda tanggung sendiri.

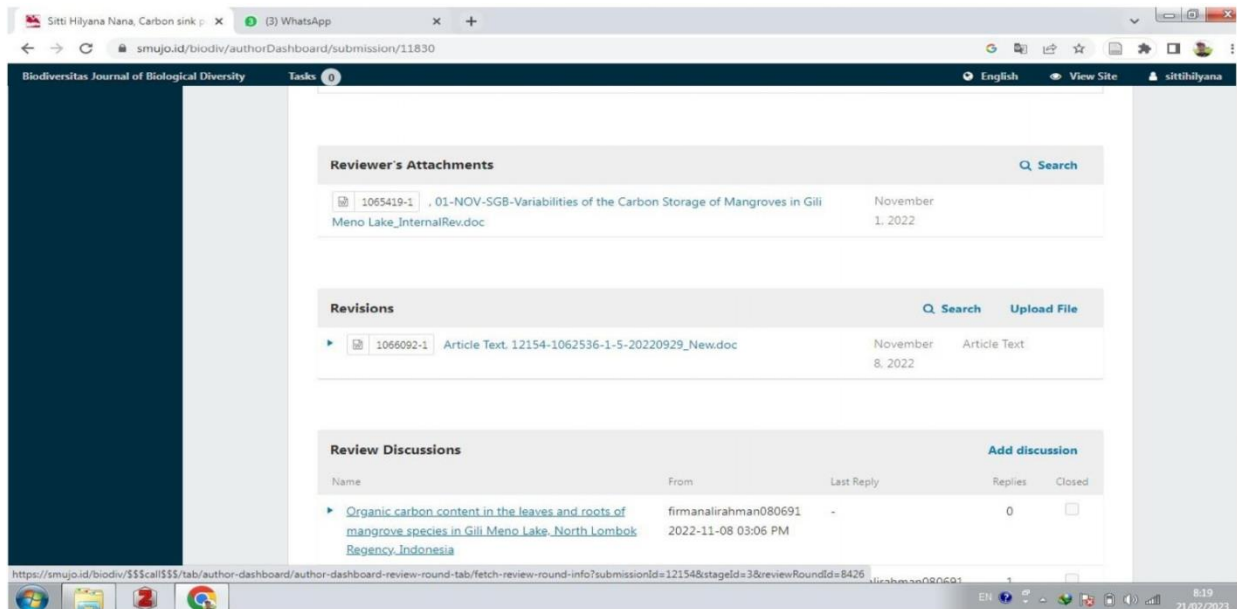
W A-01-NOV-SGB-Variabilities of the Carbon Storage of 8.2 MB

https://mail.google.com/mail/u/2/ui=2&ik=91db703dd8&attid=0.18&permmmsgid=msg-f:1761529428385980302&th=187235aea057df8e&view=att&disp=safe&realattid=187235a1484790b99a31

22:10 27/03/2023

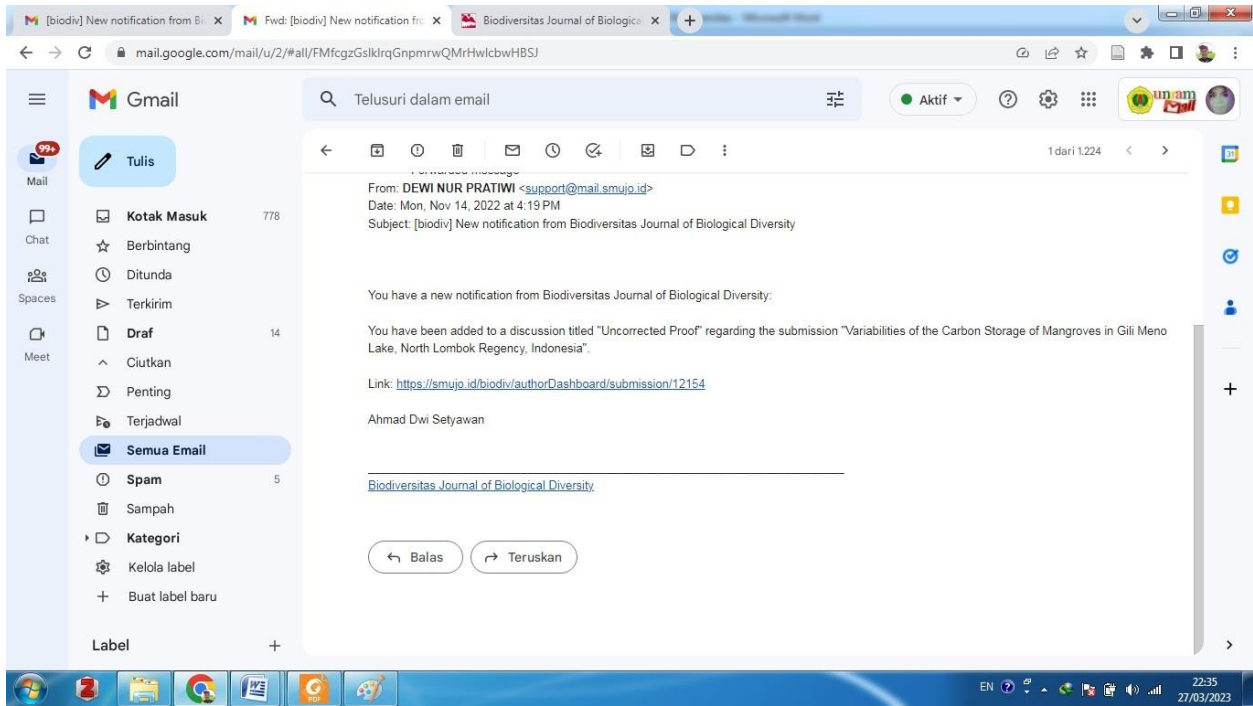


Gambar 6. Lampiran artikel yang telah direview oleh Reviewer



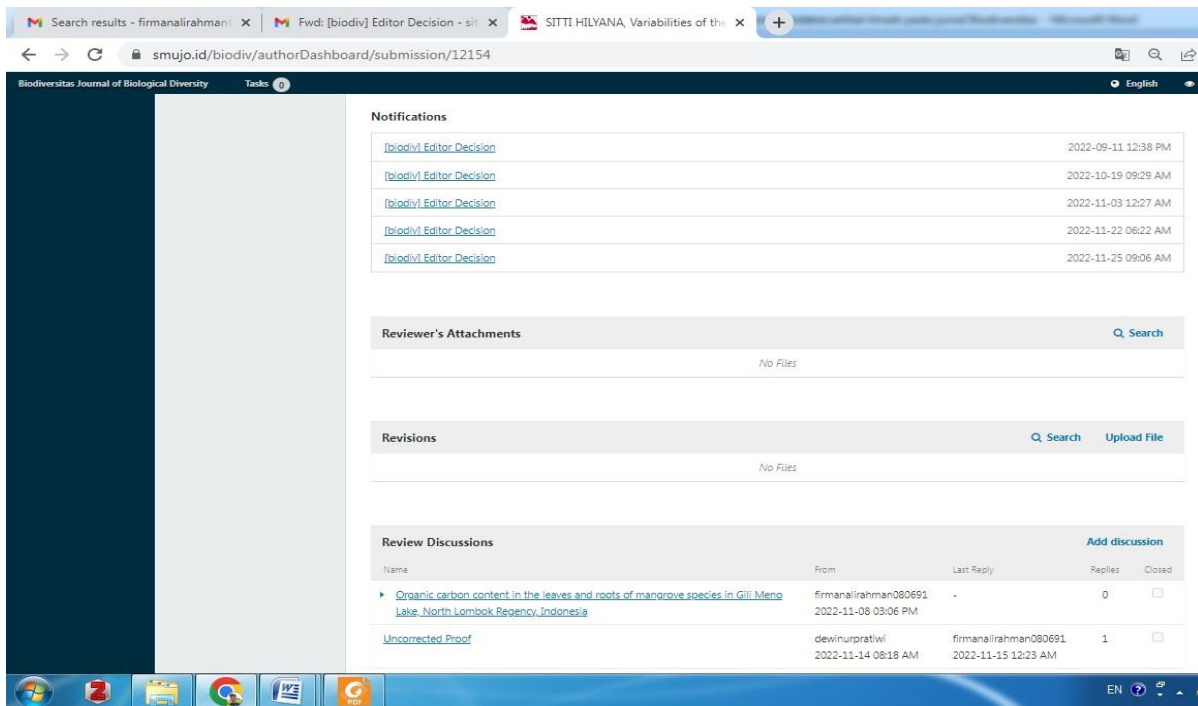
Gambar 7. Tahap pengiriman hasil revisi melalui OJS3 pada tanggal 8 November 2022

Tahap Proofread (Senin, 14 November 2022)



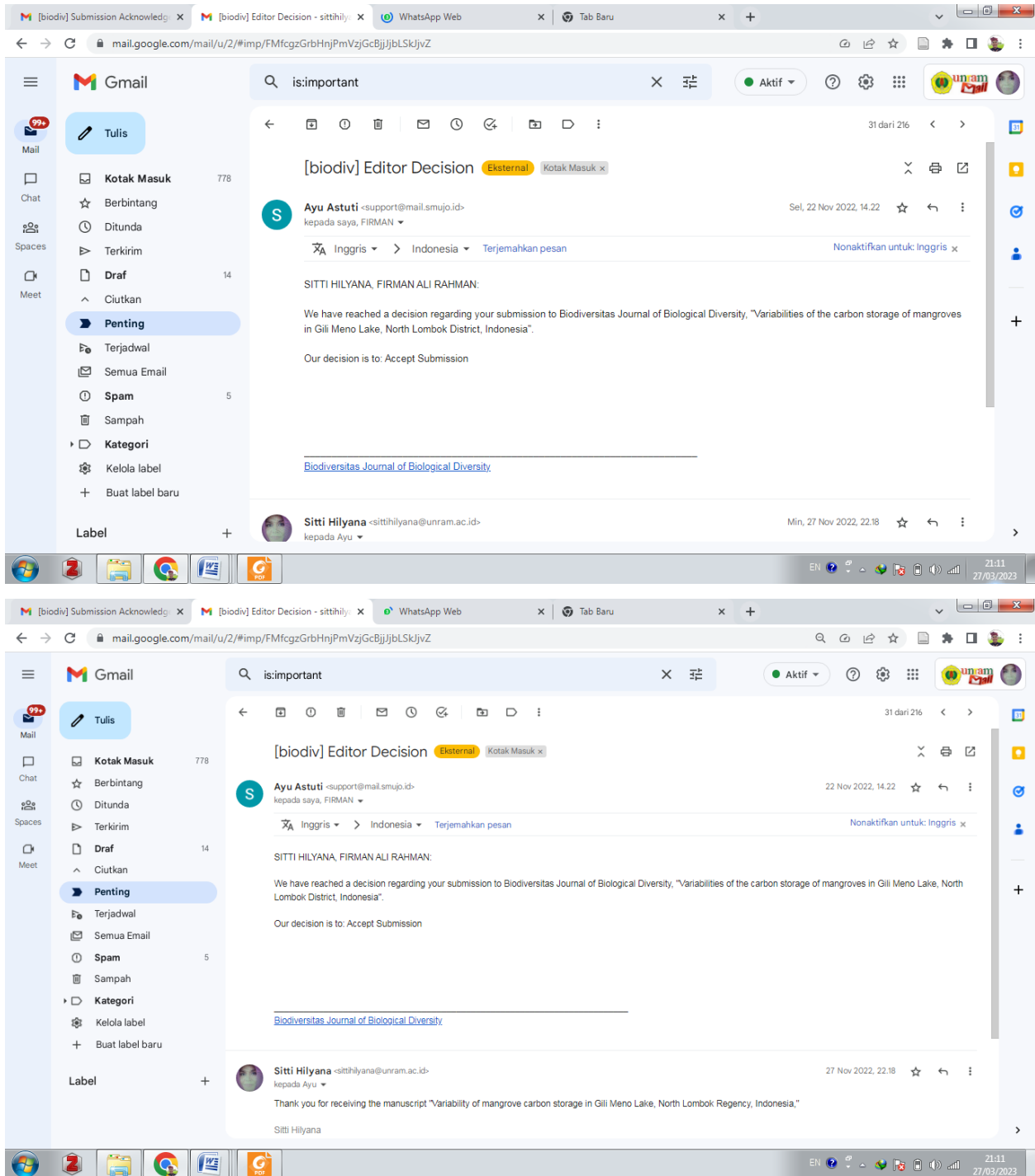
Gambar 8. Bukti Proofread artikel

Tahap Pengiriman hasil revisi Proofread melalui OJS 3



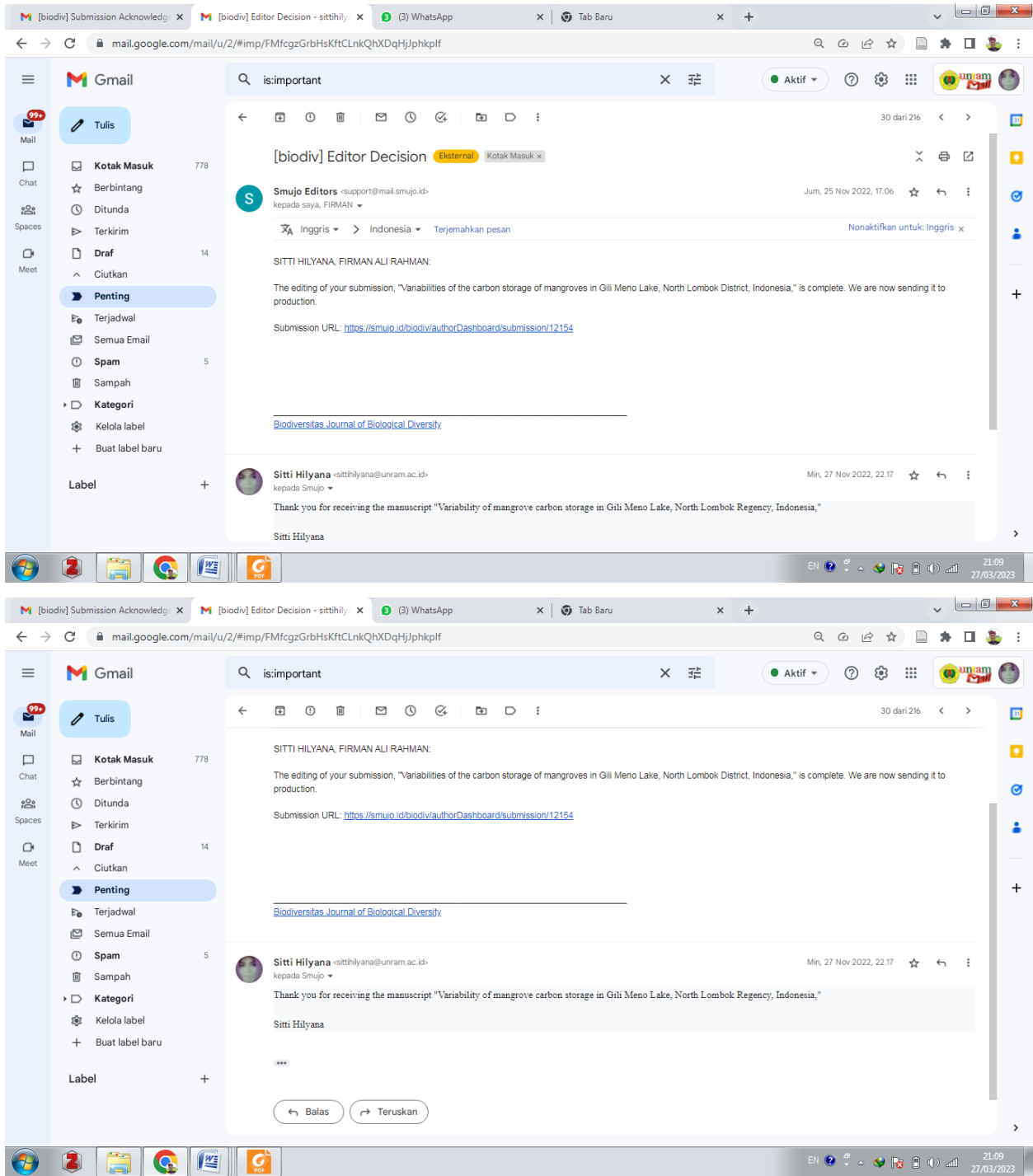
Gambar 9. Pengiriman hasil revisi Proofread melalui OJS 3

Tahap Accept Submission (Selasa, 22 November 2022)

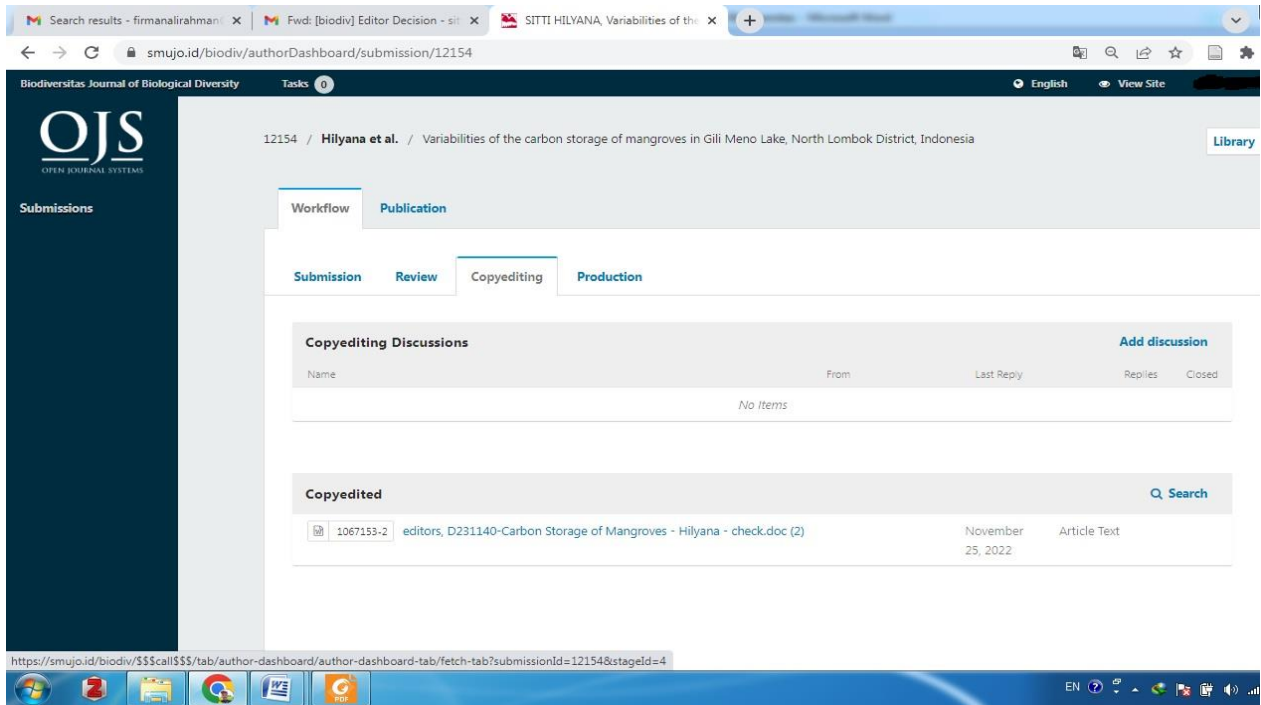


Gambar 10. Artikel diterima

Tahap Editing (Jum'at 25 November 2022)

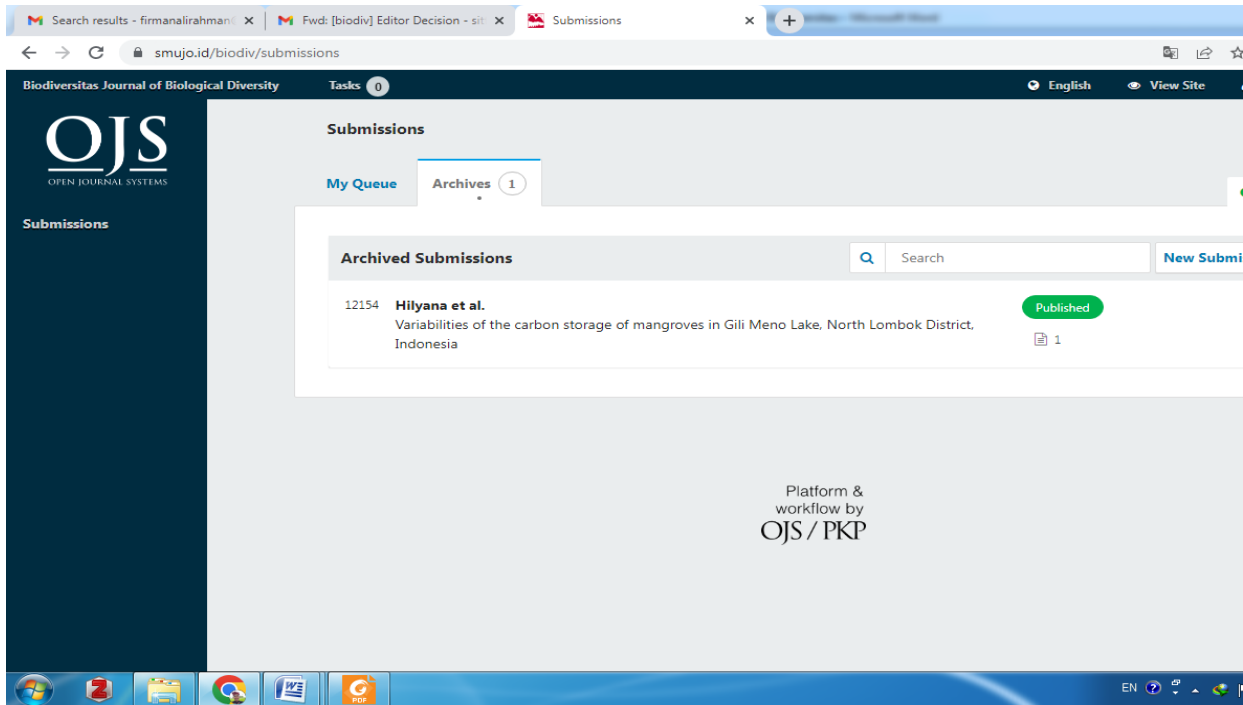


Gambar 11. Tahapan informasi copyediting via email



Gambar 12. Tahapan pengiriman hasil revisi copyediting melalui OJS3 pada tanggal 25 November 2022

Tahap Publikasi Pada November 2022



Gambar 13. Artikel publish

Bukti review pada akun OJS 3

The screenshot shows a web browser window displaying the author dashboard for a submission in the Biodiversitas Journal of Biological Diversity. The submission ID is 12154, and the author is Hilyana et al. The article title is "Variabilities of the carbon storage of mangroves in Gili Meno Lake, North Lombok District, Indonesia". The dashboard is divided into several sections:

- Workflow:** Shows the submission's progress through stages: Submission, Review, Copyediting, and Production. The "Production" stage is currently active.
- Round 4 Status:** A box indicating "Submission accepted."
- Notifications:** A list of five notifications, all labeled "[biodiv] Editor Decision", with timestamps ranging from 2022-09-11 12:38 PM to 2022-11-25 09:06 AM.

The browser's address bar shows the URL: <https://smujo.id/biodiv/authorDashboard/submission/12154>. The Windows taskbar at the bottom shows various application icons and the system tray.