

# B1(11)

*by* Tri Mulyaningsih

---

**Submission date:** 04-Apr-2023 11:48PM (UTC-0500)


**Submission ID:** 2056332633

**File name:** Lamp.\_B1\_11.pdf (804.28K)

**Word count:** 5095

**Character count:** 28650

# ASM Science Journal is an open access and Scopus-indexed multi-disciplinary research Journal, aims to serve research perspectives



June 2, 2021

ASM Sc. J., Vol. 14, Special Issue 2,  
2021 for ICST2017

## Article Categories

- COMMENTARY [\(33\)](#)
- EDITORIAL [\(3\)](#)
- RESEARCH ARTICLES [\(453\)](#)
- RESEARCH PERSPECTIVE [\(3\)](#)
- REVIEW [\(45\)](#)
- SCIENCE FORUM [\(3\)](#)

## LATEST ARTICLE

**The Effectiveness of Trichoderma-enriched Organic Fertiliser in Increasing the Production of Green Mustard in Typic Haplustepts Soil**  
Titin Sugianti and Fitria Zulhaedar

**Induction of Agarwood Olfactory Sesquiterpenes from *Aquilaria filaria* Callus Culture**  
Baiq Erna Listiana, Sumarjan, Tri Mulyaningsih, M. Roloff and Ulrich Schurr

**Hypoglycaemic Effectivity of Brucea javanica (L) Merr Seed Methanol Extract, Leaf Methanol Extract and Leaf Infusion on Alloxan-induced Diabetic Rats**  
Candra Dwipayana Hamdin, Handa Muliasari, Muhsinul Insan, Eka Sunarwidhi Prasedya and Sunarpi

**Growth Hormones and Essential Elements in Extracts of Selected Brown Macroalgae from Lombok Stimulate Growth and Yield of Cucumber Plants**  
Sunarpi, Brigitta Amara Fanny Debra Geraldine, Sonia Ardilla Pebriani, Aluh Nikmatullah, Sri Widyastuti, Rina Kurnianingsih, Anggit Listyachyani Sunarwidhi and Eka Sunarwidhi Prasedya

**The Presence of IAA in Liquid Extract of Sargassum polycystum from Lombok Promotes Germination and Vegetative Growth of Selected Agricultural Plants**  
Ahmad Jupri, Novita Hidayatun Nufus, Sri Widyastuti, Brigitta Amara Fanny Debra Geraldine, Anggit Listyachyani Sunarwidhi, Eka Sunarwidhi Prasedya and Sunarpi

**Utilisation of Macroalgae from West Nusa Tenggara Towards Improved Human Health and Prosperity**  
Sunarpi, Aluh Nikmatullah, Eka Sunarwidhi Prasedya, Mursal Ghazali, Rina Kurnianingsih and Novita Hidayatin Nufus

SHORT COMMUNICATIONS  
SPECIAL ISSUE

ISSN: 1823-6782  
eISSN: 2682-8901

ASM Science Journal

Q4

Multidisciplinary  
best quartile

SJR 2020  
0.12

powered by scimagojr.com

Get updates from ASM Science Journal in your inbox

Name

Organization



## RESEARCH ARTICLES

The Effectiveness of Trichoderma-enriched Organic Fertiliser in Increasing the Production of Green Mustard in Typic Haplustepts Soil

*Titin Sucianti and*

The Presence of IAA in Liquid

Induction of Agarwood Olfactory Sesquiterpenes from Aquilaria filaria Callus Culture

*Baiq Erna Listiana, Sumarjan, Tri Mulyaningsih, M. Roloff and Ulrich Schurr*

Utilisation of Macroalgae from West

Growth Hormones and Essential Elements in Extracts of Selected Brown Macroalgae from Lombok Stimulate Growth and Yield of Cucumber Plants

*Sunarpi, Brigitta Amara Fanny Debra Geraldine, Sonia*

Hypoglycaemic Effectivity of Brucea javanica (L) Merr Seed Methanol Extract, Leaf Methanol Extract and Leaf Infusion on Alloxan-induced Diabetic Rats

*Candra Dwipayana Hamdin, Handa Muliastari, Muhsinul Hasan Elva*

ARTICLES

HYPERPERSPECTIVE

SYMPOSIUM (8)

EDITORIAL PROFILE

Extract of Sargassum polycystum from Lombok Promotes Germination and Vegetative Growth of Selected Agricultural Plants

Ahmad Jupri, Novita Hidayatun Nufus, Sri Widyastuti, Brigitta Amara Fanny Debra Geraldine, Anggit Listyachayani

The Effect of Different Concentrations of Gelatine derived from Shark Skin as Stabiliser in Pineapple Juice

Satrijo Saloko, Sri Widyastuti, Yeni Sulastri and Hijriah

3 Nusa Tenggara Towards Improved Human Health and Prosperity

Sunarpi, Aluh Nikmatullah, Eka Sunarwidhi Prasedya, Mursal Ghazali, Rina Kurnianingsih and

The Evidence of Rhizophora as a Potential Species to Improve Mangrove Recovery on the Southern Coast of East Lombok, Indonesia

Agil Al Idrus, Abdul Syukur and Lalu Zulkifli



Read more

Ardilla Pebriani, Aluh Nikmatullah, Sri Widyastuti, Rina

Morphological and DNA Polymorphism Analyses of Fusarium solani Isolated from Gynops versteegii in the West Nusa Tenggara Forest

I Gde Adi Suryawan Wangiyana, Yosephin Martha Maria Anita Nugraheni, Lutfi Anandhania and

Correlation of Cancer Stage with Expression of LMP-1 and BCL-2 in Patients with Undifferentiated

Utilisation of Apical Stem Cutting for Fast Propagation of White Potato Seed Tubers

Aluh Nikmatullah, Mery Windarningsih, Agus Purbathin Hadi and Muhammad Saifan

Periodicity and Exogenous Factors in Coincidence with "Nyalé" (Palola viridis) Swarming in Lombok

Mahrup, Mansur Ma'shum and Muhamad Husni Idris



Read more

ATIONS

JE (286)

3-6782  
32-8901

urnal

disciplinary

best quartile



om ASM  
il in your

amala.com

tit



[Read more](#)

## Nasopharyngeal Cancer

Hamsu Kadriyan,

Didit Yudhanto,

Fathul Djannah, I

Gusti Ayu Trisna

Aryani and

Mochammad Alfian

Sulaksana 16

17 18 19 20 21 22 23 24 25 26 27 32



[Read more](#) 48

1 2 3 4 5 6 7 8 9 10 11

17 18 19 20 21 22 23 24 25 26 27

33 34 35 36 37 38 39 40 41 42 43

49 50 51 52

[Next page >](#)



# Induction of Agarwood Olfactory Sesquiterpenes from *Aquilaria filaria* Callus Culture

Baiq Erna Listiana<sup>1\*</sup>, Sumarjan<sup>1</sup>, Tri Mulyaningsih<sup>2</sup>, M. Roloff<sup>3</sup> and Ulrich Schurr<sup>4</sup>

<sup>1</sup>Faculty of Agriculture, University of Mataram, Jalan Majapahit 62, Mataram, West Nusa Tenggara 83125, Indonesia

<sup>2</sup>Faculty of Mathematics and Natural Sciences, University of Mataram, Jalan Majapahit 62, Mataram, West Nusa Tenggara 83125, Indonesia

<sup>3</sup>Symrise AG, Muehlenfeldstrasse 1, 37603 Holzminden, Germany

<sup>4</sup>Institute of Plant Science, Juelich Research Center, Wilhelm-Johnen-Strasse, 52428 Juelich, Germany

*Aquilaria filaria* is a native tree species from the East Indonesian forests, whose heartwood produces an aromatic resin which is widely used as the fragrance raw material. This oleoresin known as “agarwood” is rich in unique olfactory molecules and exhibits great industrial demands with high market values globally. However, as a consequence of non-sustainable harvesting in the past, *A. filaria* has been included in the IUCN (International Union for Conservation of Nature) red list of threatened species. In an effort to meet the demand for the fragrance compounds from the valuable agarwood using plant biotechnology, this research aimed to evaluate the potential of *A. filaria* callus culture to produce volatile fragrance sesquiterpenes (SQTs) under the stimulation of selected biotic and abiotic elicitors. SQTs emitted from the callus cultures were extracted using a stir bar sorptive extraction (SBSE) method and the components were identified using GC-MS. The results revealed that the production of sixteen fragrance SQTs previously identified as the olfactory compounds of agarwood were highly inducible in *in vitro* *A. filaria* cultures. Some of those agarwood compounds were jinkohol, acorenone,  $\alpha$ -agarofuran, dehydrojinkoh-eremol, spathulenol,  $\alpha$ -guaiene, and  $\alpha$ -cedrene. It was concluded that callus cultures of *A. filaria* have the potential to be developed as a bioreactor for the agarwood fragrance compounds production.

**Keywords:** callus culture; fragrance oleoresin; SBSE; sesquiterpenes

## I. INTRODUCTION

*Aquilaria filaria* is a native tropical forest tree species distributed in the eastern part of Indonesia. The genus *Aquilaria* belongs to the family Thymelaeaceae of the order Malvales that produces impregnated fragrant resin called agarwood. Agarwood has been used since the past by the Chinese, Indians and Arabs as a fragrance, incense in religious ceremonies, aromatherapy, and consumed as an ingredient of the Ayurvedic, Tibetan and East Asian traditional medicine (Damania, 2001; Eurlings & Gravendeel, 2005; Persoon, 2007). Trading of agarwood has been known since 900 BC (Chakrabarty *et al.*, 1994). To date, agarwood remains as an economic commodity exported from Southeast Asia to the Far

East, Middle East and European countries as well as USA (Antonopoulou *et al.*, 2010; Lim & Anak, 2010).

Numerous studies on agarwood oil have confirmed that the distinctive scent of agarwood resin was due to the complex mixture of numerous compounds mainly comprised of sesquiterpenes (SQTs). Agarofuran, agarospirol, jinkoh-eremol, jinkohol, kusunol, guaene, humulene and butanone are some types of aromatic SQTs detected from agarwood (Ishihara & Tsuneya, 1993a; 1993b; Naef, 2011; Nakanishi *et al.*, 1983; Tajuddin & Yusoff, 2010). Moreover, in-depth investigations on agarwood oil from three *Aquilaria* species revealed that the most important aroma-impact SQTs contributing to

the typical agarwood scent are  $\beta$ -agarofuran, 4-phenyl-2-butanone,  $\alpha$ -bergamotene,  $\alpha$ -humulene,  $\alpha$ -bulnesene ( $\delta$ -guaiene), jinkohol,  $\alpha$ -agarofuran, jinkoh-eremol, kusunol (valerianol), acorenone, and eremophiladien (Nakanishi *et al.*, 1981; Pripdeevech *et al.*, 2011; Thuy *et al.*, 2019).

The production of aromatic secondary metabolites by plants is well known as a response of plant protection mechanism against pathogens or herbivores, a stress response to the environment, or a mechanism to attract plant pollinators. There was evidence of mechanical wounding, herbivore oral secretion, pathogens, and biotic and abiotic stress during growth acting as triggers for the defence gene expression (Kant *et al.*, 2009; Maes & Debergh, 2003; Pichersky & Gershenzon, 2002; Vickers *et al.*, 2009).

Natural agarwood formation is a slow process that occurs as a result of wounding or pathogen infection (Burfield & Kirkham, 2005). Aromatic resin could be found in the younger two-decade old agarwood-producing trees, albeit agarwood of high quality and grade is expected to be harvested from trees that had grown for at least half a century. The quality and grade of agarwood is reflected in the oleoresin content, types of fragrances released, medicinal properties, colours and the formation process (Damania, 2001). Agarwood fragrance is dominated by the woody character types with extra notes of warm, peppery, sweet, nutty or spicy. These fragrances correspond to the SQT contents in the agarwood (Pripdeevech *et al.*, 2011). Fragrance industries pay a lot of attention on the woody and ambery notes from natural resources. Woody and ambery scents were the major impact notes used as the basic aroma in most contemporary fragrance products (Naef, 2011; Panten *et al.*, 2004).

High-quality agarwood is formed over a long process in the trees of the Thymelaceae family which includes many agarwood-producing species listed on Appendix II of the Convention on International Trade in Endangered Species of Wild Flora and Fauna (Schmidt, 2011). In addition, the growing demand for environmentally friendly products motivated the chemical industries including perfumeries to use renewable sources with sustainable development known as "green chemistry" in their production process (Panten *et al.*, 2004).

Plant biotechnology with the application of plant cell cultures offers a means to produce naturally occurring

valuable compounds which could not be synthesised chemically or by bacterial culture (Vijaya Sree *et al.*, 2010). In principle, it is feasible to commercially produce plant secondary metabolites through large-scale plant cell cultures. The development in plant tissue culture techniques such as the screening of high production cell lines, as well as optimisation of culture growth, medium and processing methods could improve the production of metabolites by more than 20-fold (Verpoorte *et al.*, 2002). Moreover, higher production is attainable with the application of elicitation strategy using biotic or abiotic elicitors (Chattopadhyay *et al.*, 2002; Verpoorte *et al.*, 2002). The production of plant metabolites through plant cell cultures has achieved commercial success in the cases of shikonin from *Lithospermum erythrorhizon*, paclitaxel from *Taxus* sp., ginsenoside from *Panax ginseng* and purpurin from *Rubia akane* cell cultures (Dong & Zhong, 2002; Vasconsuelo & Boland, 2007).

For the above reasons, along with the prospective application of biotechnology in the production of valuable secondary metabolites, this research aimed to study the potential of *Aquilaria filaria* callus culture to produce high-value SQTs which are usually produced naturally. Several biotic and abiotic elicitors were evaluated for their ability to induce the production of SQTs in *A. filaria* callus culture.

## II. MATERIALS AND METHODS

### A. Plant Materials

Plant materials in the form of *A. filaria in vitro* plantlets were obtained from *in vitro* culture collection of the Biotechnology Laboratory, Faculty of Agriculture, University of Mataram, Lombok, Indonesia. The *A. filaria* material used in this research originated from Sorong, West Papua, and was obtained from West Papua Provincial Forestry Service. Callus stock cultures were induced and propagated from *A. filaria* plantlet leaves (Figure 1a) on the MS solid medium (Murashige & Skoog, 1962). The medium consisted of 4.4 g/L MS medium (Duchefa Biochemie, Netherlands), 20 g/L sucrose (Duchefa Biochemie, Netherlands), 0.6 g/L MES (Duchefa Biochemie, Netherlands), 1 mg/L and 2 mg/L



phytohormones BAP and IBA (Duchefa Biochemie, Netherlands), and 8 g/L agar (Duchefa Biochemie, Netherlands) (Listiana *et al.*, 2018). Callus cultures were

incubated in the dark at 27°C and sub-cultured fortnightly (Figure 1b).

### B. Elicitation

Different types of elicitors were tested for their ability to induce the secretion of SQTs from *A. filaria* callus on solid medium. The elicitation experiment was conducted using MS solid medium supplemented with 20 g/L sucrose, 1 mg/L BAP, 2 mg/L IBA and additional biotic or abiotic elicitor. Applied at a concentration of 1 g/L, yeast extract (Carl Roth GmbH & Co, Germany) was used as a biotic elicitor to mimic fungal infection *Aquilaria* trees which was assumed contribute to the natural formation of agarwood (Burfield, 2005). The biotic elicitor laminarin (Sigma-Aldrich, UK) containing  $\beta$ -1-3-glucan capable of inducing plant defence reaction was tested at a concentration of 50 mg/L (Aziz *et al.*, 2003; Xin *et al.*, 2019). Abiotic elicitors, silver nitrate (AgNO<sub>3</sub>, Duchefa Biochemie, Netherlands) and copper sulphate (CuSO<sub>4</sub>, Carl Roth GmbH & Co, Germany), were applied at a concentration of 5 mg/L. Silver ions were proven to have an effect on plant secondary metabolites synthesis (Ashtiani *et al.*, 2010, Farrell *et al.*, 2017), while CuSO<sub>4</sub> was shown to increase secondary metabolites production in plant cell cultures (Hernandez *et al.*, 2005; Bota & Deliu, 2011). A gram of callus is used to initiate culture on 50 mL agar medium containing elicitor in a glass Petridish of 9 cm diameter. The negative control treatment was made by culturing callus in medium without the addition of elicitors and the blank control comprised of medium without callus initiation. The treatment and control cultures were prepared in triplicate. The cultures were incubated in the dark at 27°C up to 20 weeks. The cultures were subjected to volatile compound extraction from headspace, agar media and cells. Measurements of the fresh and dry weight of callus were taken. Callus was freeze-dried for 24 h for dry weight measurement.

### C. Extraction of Volatile Compounds

A stir bar sorptive extraction (SBSE) technique using Twister, a 20 mm long stir bar with a 1 mm polydimethylsiloxane (PDMS) coating (Gerstel GmbH & Co. KG, Germany), was employed to extract the volatile compounds emitted by *A. filaria* callus (Figure 1c). The produced compounds were extracted from the headspace, medium and callus of the cultures (Hoffmann *et al.*, 2000). Headspace extraction was conducted by placing Twister inside the lid of the culture Petri dish which was placed upside down for 6 h. For extraction from agar medium, the medium was mixed to homogeneity and Twister was embedded in the agar for 3 h. Compound extraction from the callus was conducted on callus ground using mortar and pestle. The callus paste was diluted with the addition of 1 mL double-distilled water per gram of callus, and the callus solution was stirred with Twister for 2 h. Prior to preservation in enclosed glass vial, the Twister was rolled on a piece of Whatman filter paper to dry up the remaining water. The vial with the Twister was then placed in the fridge before gas chromatography–mass spectrometry (GC-MS) analysis.

### D. Analysis of Extracted Volatile Compounds

Elucidation of volatile compounds secreted by the plant callus culture was conducted using the procedure modified from Hoffmann *et al.* (2000). Analysis of SQTs employed a GC-MS system equipped with thermal desorption unit (TDU). Compounds bound to the Twister were desorbed in the Gerstel TDU (Gerstel GmbH & Co. KG, Germany) on an Agilent Technologies 7890A GC coupled to a mass




Figure 1. (a) Callus derived from the leaves of *Aquilaria filaria* *in vitro* plantlet used in the experiment. (b) Propagation and maintenance of *A. filaria* callus. (c) Extraction of volatile compounds from *A. filaria* callus treated with biotic and abiotic elicitor using the SBSE/Twister method.

spectrum detector (Agilent Technologies 5975C inert XL MSD with triple axis detector) with a fused silica capillary column (DB-1, 60 m × 250 μm inner diameter, 0.25 μm) (Agilent Technologies, USA). The mass spectrometry analysis used an electron impact ionisation mode at 1835 eV, mass range of 25–550 m/z and detector temperature of 150°C. Identification of compounds was carried out by comparison of the spectra of analysed samples to the spectra developed from pure compounds in the Symrise inhouse library (Adams, 2017; Nakanishi *et al.*, 1981). The peak area of each volatile compound detected from headspace, medium and callus was estimated and considered as the amount emitted from *A. filaria* callus culture.

### III. RESULTS

#### A. Fresh and Dry Weight of *A. filaria* Callus Cultures

Figure 2 showed the fresh and dry weight of *A. filaria* callus obtained from elicitors treated cultures. Abiotic elicitors CuSO<sub>4</sub> and AgNO<sub>3</sub> resulted in an improvement in the growth of *A. filaria* callus. The callus growth in CuSO<sub>4</sub>-treated culture exceeded that of the control treatment. There was no significant difference in the weight of *A. filaria* callus harvested from the control and AgNO<sub>3</sub>-treated cultures. In contrast, biotic elicitors, yeast extract and laminarin, repressed the *A. filaria* callus growth in terms of both fresh and dry weight of the callus. It is important to note that the application of 1 g/L of yeast extract elicitor in the culture medium reduced the fresh weight of *A. filaria* callus from 1 g used to initiate the culture to 0.68 g.

#### B. SQTs Emitted from *A. filaria* Callus Cultures

SQTs were detected not only from the elicitor-treated cultures of *A. filaria*, but also from the control culture without elicitor added to the medium. Sixteen SQTs produced by the *in vitro* *A. filaria* callus cultures were identified, namely jinkohol, columellarin, dehydrojinkoh-eremol, α-agarofuran, spathulenol, rotundon, α-guaiene, α-humulene, prezizaene, α-cedrene, α-cucurmene, eudesmane, longipinene, eremophilene, α-copaene and β-cedrene (Figure 3). In contrast, no SQT was detected from the blank medium (data not shown). Some prevalent SQTs emitted from the *A. filaria* callus cultures were jinkohol, α-humulene, prezizaene and α-cedrene.

The highest concentration of SQTs was detected from the AgNO<sub>3</sub>-treated and yeast extract-treated cultures. The yeast extract-treated culture secreted only two types of SQTs: spathulenol and eudesmane. Of the *A. filaria* callus cultures, eudesmane SQTs were only detected in the yeast extract-treated culture. Meanwhile, AgNO<sub>3</sub>-treated culture produced jinkohol and prezizaene at concentration higher than spathulenol and eudesmane in yeast extract-treated culture.

It was shown in Figure 3 that each type of elicitor induced different blend of SQTs. Laminarin-treated culture produced three types of SQTs. Six types of SQTs were detected from the CuSO<sub>4</sub>-treated culture at low concentration, including jinkohol, spathulenol, rotundon, α-humulene, prezizaene and α-cedrene. Eight types of SQTs were emitted from the AgNO<sub>3</sub>-treated culture, and

ten SQTs from the control culture without elicitor. Jinkohol, columellarin, dehydrojinkoh-eremol,  $\alpha$ -agarofuran,  $\alpha$ -copaene and  $\beta$ -cedrene were among the SQTs produced in the control culture, all at a rather low concentration.

#### IV. DISCUSSION

SQTs found contributing to the natural agarwood scent in previous studies (Nakanishi *et al.*, 1983, Pripdeevech *et al.*, 2011, Thuy *et al.*, 2019) were emitted from solid callus cultures of *A. filaria* in this study. The SQTs include  $\alpha$ -agarofuran and dehydrojinkoh-eremol which were produced in the control culture; jinkohol and  $\alpha$ -humulene detected in all cultures, except for those treated with yeast extract; and eremophilene which was detected in trace amount in the AgNO<sub>3</sub>-treated culture. This is the first report on the

production of valuable SQTs from callus culture of agarwood plant *Aquilaria filaria* to our knowledge. This study confirmed that plant bioreactor technique by means of *in vitro* *A. filaria* callus or cell cultures is an efficient system in producing natural agarwood SQTs. The *in vitro* *A. filaria* callus was competent to synthesise stress-induced high-impact fragrant SQTs in a manner similar to the well-differentiated cells in *Aquilaria* tree that produced natural agarwood. Vasconsuelo and Boland (2007) reported the association between biotic and abiotic stress and the synthesis of plant secondary metabolites as a plant defence mechanism. In plant callus or cell culture system, biotic and abiotic elicitors could be applied as inducers of plant

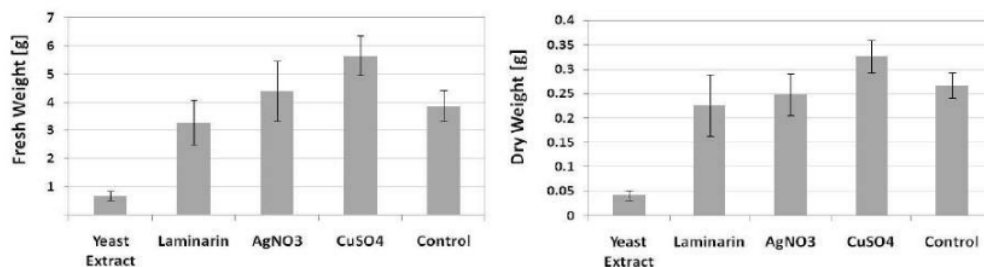


Figure 2. Fresh and dry weight of *Aquilaria filaria* callus cultures treated by biotic (yeast extract, and laminarin) and abiotic (CuSO<sub>4</sub> and AgNO<sub>3</sub>) elicitors, expressed as mean and standard deviation of three replicates.

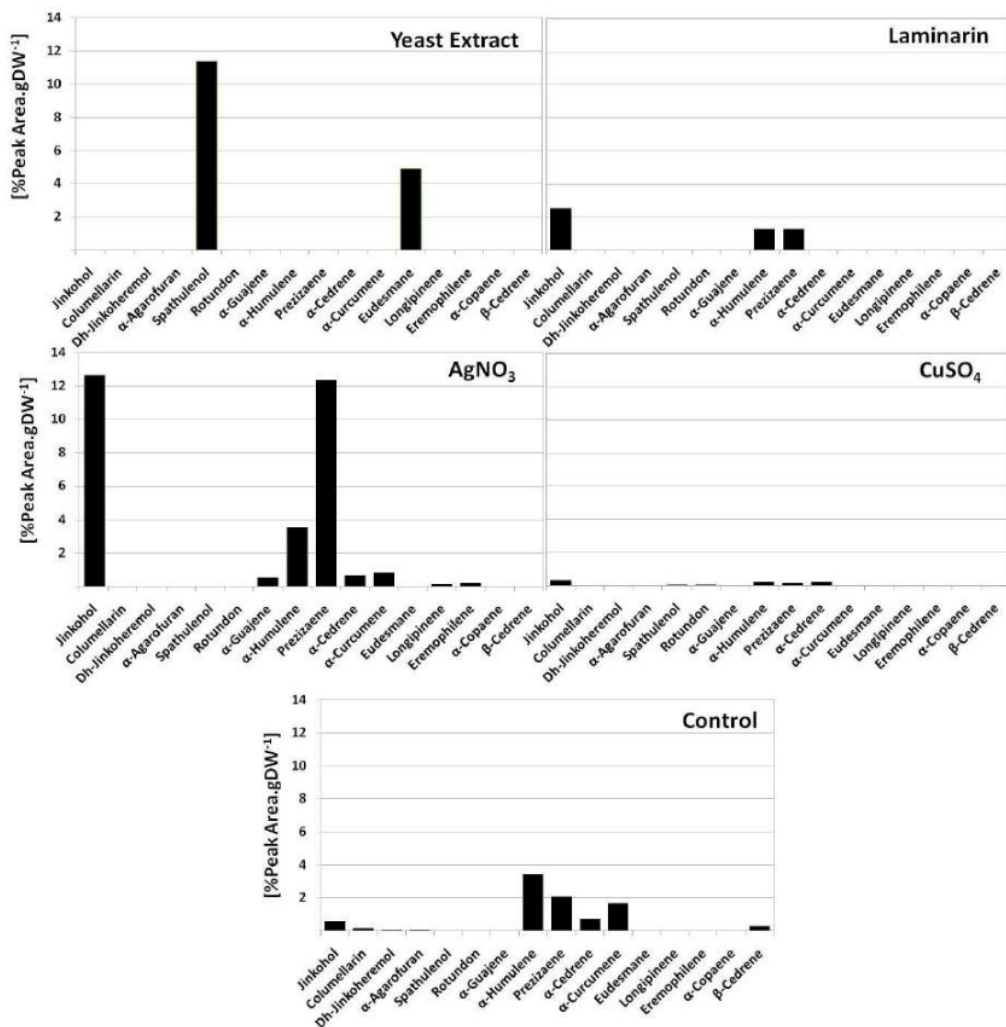


Figure 3. Volatile compounds emitted from the *Aquilaria filaria* callus cultures induced by biotic (yeast extract, laminarin) and abiotic (CuSO<sub>4</sub>, AgNO<sub>3</sub>) elicitors against control culture without elicitor.

defence metabolites. Moreover, Namdeo (2007) mentioned that both biotic and abiotic elicitors induced secondary products accumulation not only in intact plants or plant organs, but also in plant cell cultures as a result of their defensive, protective or offensive reactions. The emission of SQTs from non-treated cultures of *A. filaria* could be explained as a stress response to the *in vitro* controlled condition for culturing the plant callus.

Shukor *et al.* (2013) stated that application of biotic and abiotic elicitors in culture medium improved the variety as well as the amount of several secreted compounds. In agreement with their conclusion, the types and quantity of

SQTs emitted from *A. filaria* callus culture in this study was found to be greatly dependent on the types of elicitors employed.

Yeast extract and AgNO<sub>3</sub> seemed to stimulate SQT production through different mechanisms. The component of yeast extract that functions as the elicitor was suggested to be low molecular weight peptides (Ferrari, 2010). Based on the study by Roat and Ramawat (2009), yeast extract added to the culture medium of plant cell cultures not only elicited secondary metabolites synthesis, but also functioned as a nitrogen source for plant growth. In contrast, yeast extract used in this study boosted the

synthesis of specific SQTs but reduced the fresh and dry weight of callus. Our finding was in line with the results from a study by Chen and Chen (2000) where they found yeast extract increased the production of secondary metabolites through a decrease in primary metabolite synthesis and cell biomass.

AgNO<sub>3</sub> improved the cell biomass as opposed to the yeast extract treatment. It was suggested that AgNO<sub>3</sub> promoted cell regeneration as the mechanism for eliciting secondary metabolites titre. Xu *et al.* (2007) and Kumar *et al.* (2009) thought that AgNO<sub>3</sub> stimulated the production of secondary metabolites in plant cell cultures by controlling the ethylene action on plant cells. Furthermore, Ferante and Francini (2006) stated that ethylene in plant caused necrosis and chloroplast degradation in leaf cells which led to cell death. Silver ions blocked the action of ethylene and promoted auxin efflux which in turn promoted an increase in cell biomass (Strader *et al.*, 2009).

Laminarin is a type of β-glucan from algae. Glucan is a polysaccharide present in the plant cell walls which will be released following a fungal attack (Siddiqui *et al.*, 2013). However, the addition of laminarin to the *A. filaria* culture medium did not elicit the production of secondary metabolites

as well as the yeast extract elicitor treatment did. Similarly, although cupric ions were shown to increase secondary metabolites production in plant cell cultures of many species (Ramakrishna & Ravishankar, 2011), the SQTs produced in *A. filaria* cell cultures induced by CuSO<sub>4</sub> were minute in amount.

## V. CONCLUSION

*In vitro* callus cultures of *A. filaria* can be used as bioreactor for agarwood fragrant SQTs production. Different types of elicitors induced the production of specific types and amount of agarwood SQTs in the *A. filaria* callus culture.

## VI. ACKNOWLEDGEMENTS

The first author of this research was supported by a scholarship from Directorate General of Higher Education, Indonesian Ministry of Research, Technology and Higher Education. Authors would also like to thank Dr. C. Carboncini for advice and administrative assistance.

## VII. REFERENCES

- Adams, RP 2017, 'Identification of essential oil components by gas chromatography/mass spectrometry', 5 edn (online), Texensis Publishing, Texas, USA.
- Antonopoulou, M, Compton, J, Perry, LS & Al-Mubarak, R 2010, The trade and use of agarwood (oudh) in the United Arab Emirates, TRAFFIC Southeast Asia, Selangor, Malaysia.
- Ashtiani, SR, Hasanloo, T & Bihamta, MR 2010, 'Enhanced production of silymarin by Ag<sup>+</sup> elicitor in cell suspension cultures of *Silybum marianum*', *Pharmaceutical Biology*, vol. 48, no. 6, pp. 708–715.
- Aziz, A, Poinssot, B, Daire, X, Adrian, M, Bezier, A, Lambert, B, Joubert, JM & Pugin, A 2003, 'Laminarin elicits defense responses in grapevine and induces protection against *Botrytis cinerea* and *Plasmopara viticola*', *Molecular Plant-Microbe Interactions*, vol. 16, no. 12, pp. 1118–1128.
- Bota, C & Deliu, C 2011, 'The effect of copper sulphate on the production of flavonoids in *Digitalis lanata* cell cultures', *Farmacia*, vol. 59, no. 1, pp. 113–118.
- Burfield, T & Kirkham, K 2005, 'The agarwood files', viewed 8 January 2015, <<http://www.cropwatch.org>>.
- Burfield, T 2005, 'Agarwood microbiology', *The Cropwatch Files*, viewed 8 January 2015, <<http://www.cropwatch.org>>.
- Chakrabarty, K, Kumar, A & Menon, V 1994, Trade in agarwood, WWF-India/TRAFFIC-India, New Delhi.
- Chattopadhyay, S, Farkya, S, Srivastava, AK & Bisaria, VS 2002, 'Bioprocess considerations for production of secondary metabolites by plant cell suspension cultures', *Biotechnology and Bioprocess Engineering*, vol. 7, pp. 138–149.
- Chen, H & Chen, F 2000, 'Effect of yeast elicitor on the growth and secondary metabolism of a high-tanshinone-

- producing line of the Ti transformed *Salvia miltiorrhiza* cells in suspension culture', *Process Biochemistry*, vol. 35, no. 8, pp. 837–840.
- Damania, AB 2001, 'Agarwood: The history of the prized incense tree', *Asian Agri-History*, vol. 5, no. 4, pp. 321–330.
- Dong, HD & Zhong, JJ 2002, 'Enhanced taxane productivity in bioreactor cultivation of *Taxus chinensis* cells by combining elicitation, sucrose feeding and ethylene incorporation', *Enzyme and Microbial Technology*, vol. 31, pp. 116–121.
- Eurlings, MCM & Gravendeel, B 2005, 'TrnL-trnF sequence data imply paraphyly of *Aquilaria* and *Gyrinops* (Thymelaeaceae) and provide new perspectives for agarwood identification', *Plant Systematics and Evolution*, vol. 254, no. 1, pp. 1–12.
- Farrell, K, Jahan, MA & Kovich, N 2017, 'Distinct mechanisms of biotic and chemical elicitors enable additive elicitation of the anticancer phytoalexin glyceollin I', *Molecules*, vol. 22, no. 1261, pp. 1–13.
- Ferrante, A & Francini, A 2006, 'Ethylene and leaf senescence', ed NA Khan, in *Ethylene action in plants*, Springer-Verlag, Berlin, Heidelberg, pp. 51–67.
- Ferrari, S 2010, 'Biological elicitors of plant secondary metabolites: mode of action and use in the production of nutraceuticals', *Advances in Experimental Medicine and Biology*, vol. 698, pp. 152–166.
- Hernandez, XE, Orden, AA, Giordano, OS & Kurina, M 2005, 'Effects of elicitor and copper sulfate on grindelic acid production in submerged culture of *Grindelia pulchella*', *Electronic Journal of Biotechnology*, vol. 8, no. 3, pp. 276–283. DOI: 10.2225/vol8-issue3-fulltext-6.
- Hoffmann, A, Heiden, A & Pfannkoch, E 2000, Flavor profiling of beverages by stir bar sorptive extraction (SBSE) and thermal desorption GC/MS/PFPD, AppNote 4/2000, Global Analytical Solution Gerstel, viewed 10 February 2011, <<https://www.gerstel.com/pdf/p-gc-an-2000-04.pdf>>.
- Ishihara, M, Tsuneya, T & Uneyama, K 1993a, 'Components of the volatile concentrate of agarwood', *Journal of Essential Oil Research*, vol. 5, no. 3, pp. 283–289.
- Ishihara, M, Tsuneya, T & Uneyama, K 1993b, 'Components of the agarwood smoke on heating', *Journal of Essential Oil Research*, vol. 5, no. 4, pp. 419–423.
- Kant, MR, Bleeker, PM, van Wijk, M, Schuurink, RC & Haring, MA 2009, 'Plant volatiles in defence', ed LC van Loon, in *Advances in Botanical Research*, vol. 51, pp. 613–666.
- Kumar, V, Parvatam, G & Ravishankar, GA 2009, 'AgNO<sub>3</sub> – a potential regulator of ethylene activity and plant growth modulator', *Electronic Journal of Biotechnology*, vol. 12, no. 2, pp. 1–15. doi: 10.2225/vol12-issue2-fulltext-1.
- Lim, WT & Anak, NA 2010, Wood for the trees: A review of the agarwood (gaharu) trade in Malaysia, TRAFFIC Southeast Asia, Selangor, Malaysia.
- Listiana, BE, Sumarjan, Schurr, U & Mulyaningsih, T 2018, 'In vitro regeneration of agarwood plant (*Aquilaria filaria*)', in *Proceedings of 3rd International Conference on Science and Technology*, Mataram, 10 December 2018, Institute for Research and Community Services, University of Mataram, Mataram.
- Maes, K & Debergh, PC 2003, 'Volatiles emitted from *in vitro* grown tomato shoots during abiotic and biotic stress', *Plant Cell, Tissue and Organ Culture*, vol. 75, no. 1, pp. 73–78.
- Murashige, T & Skoog, F 1962, 'A revised medium for rapid growth and bioassays with tobacco tissue culture', *Physiologia Plantarum*, vol. 15, no. 3, pp. 473–497.
- Naef, R 2011, 'The volatile and semi-volatile constituents of agarwood, the infected heartwood of *Aquilaria* species: are view', *Flavour and Fragrance Journal*, vol. 26, no. 2, pp. 73–87.
- Nakanishi, T, Yamagata, E, Yoneda, K & Miura, I 1981, 'Jinkohol, a prezizane sesquiterpenes alcohol from agarwood', *Phytochemistry*, vol. 20, no. 7, pp. 1597–1599.
- Nakanishi, T, Yamagata, E, Yoneda, K, Miura, I & Mori, H 1983, 'Jinkoh-eremol and jinkohol II, two new sesquiterpene alcohols from agarwood', *Journal of the Chemical Society, Perkin Transactions 1*, vol. 1, pp. 601–604.
- Namdeo AG 2007, 'Plant cell elicitation for production of secondary metabolites: a review', *Pharmacognosy Reviews*, vol. 1, no. 1, pp. 69–79.
- Panten, J, Bertram, HJ & Surburg, H 2004, 'New woody and ambery notes from cedarwood and turpentine oil', *Chemistry & Biodiversity*, vol. 1, no. 12, pp. 1936–1948.
- Persoon, GA 2007, 'Agarwood: the life of a wounded tree', *IIAS Newsletter*, vol. 45, pp. 24–25.
- Pichersky, E & Gershenzon, J 2002, 'The formation and function of plant volatiles: perfumes for pollinator attraction and defense', *Current Opinion in Plant Biology*, vol. 5, no. 3, pp. 237–243.
- Pripdeevech, P, Khummueng, W & Park, SK 2011, 'Identification of odor-active components of agarwood essential oils from Thailand by solid phase

- microextraction-GC/MS and GC-O', *Journal of Essential Oil Research*, vol. 23, no. 4, pp. 46–53.
- Ramakrishna, A & Ravishankar, GA 2011, 'Influence of abiotic stress signals on secondary metabolites in plants', *Plant Signaling & Behavior*, vol. 6 no. 11, pp. 1720–1731.
- Roat, CR & Ramawat, KG 2009, 'Elicitor induced accumulation of stilbenes in cell suspension cultures of *Cayratia trifolia* (L.) Domin', *Plant Biotechnology Reports*, vol. 3, no. 2, pp. 135–138.
- Schmidt, MS 2011, Introduction to CITES and agarwood overview, Asian Regional Workshop on Agarwood, 22–24 November 2011, PC20. Inf. 7 Annex 9, Convention on International Trade in Endangered Species of Wild Fauna and Flora (CITES).
- Shukor, MFA, Ismail, I, Zainal, Z & Noor, NM 2013, 'Development of a *Polygonum minus* cell suspension culture system and analysis of secondary metabolites enhanced by elicitation', *Acta Physiologiae Plantarum*, vol. 35, no. 5, pp. 1675–1689.
- Siddiqui, ZH, Mujib, A, Mahmooduzzafar, Aslam, J, Rehman Hakeem, K & Parween, T 2013, 'In vitro production of secondary metabolites using elicitor in *Catharanthus roseus*: a case study', eds KR Hakeem, P Ahmad & M Ozturk, in *Crop Improvement*, Springer, Boston, MA, pp. 401–419.
- Strader, LC, Beisner, ER & Bartel, B 2009, 'Silver ions increase auxin efflux independently of effects on ethylene response', *Plant Cell*, vol. 21, no. 11, pp. 3585–3590.
- Tajuddin, SN & Yusoff, MM 2010, 'Chemical composition of volatile oils of *Aquilaria malaccensis* (Thymelaeaceae) from Malaysia', *Natural Product Communications*, vol. 5, no. 12, pp. 1965–1968.
- Thuy, DTT, Tuyen, TT, Thuy, TTT, Minh, PTH, Tran, QT, Long, PQ, Nguyen, DC, Bach, LG & Chien, NQ 2019, 'Isolation process and compound identification of agarwood essential oils from *Aquilaria crassna* cultivated at three different locations in Vietnam', *Processes*, vol. 7, pp. 1–9. doi: 10.3390/pr7070432.
- Vasconsuelo, A & Boland, R 2007, 'Molecular aspects of the early stages of elicitation of secondary metabolites in plants', *Plant Science*, vol. 172, no. 5, pp. 861–875.
- Verpoorte, R, Contin, A & Memelink, J 2002, 'Biotechnology for the production of plant secondary metabolites', *Phytochemistry Reviews*, vol. 1, no. 1, pp. 13–25.
- Vickers, CE, Gershenzon, J, Lerdau, MT & Loreto, F 2009, 'A unified mechanism of action for volatile isoprenoids in plant abiotic stress', *Nature Chemical Biology*, vol. 5, no. 5, pp. 283–291.
- Vijaya Sree, N, Udayasri P, YY, Aswani Kumar, Y, Ravi Babu, B, Phani Kumar, Y & Vijay Varma, M 2010, 'Advancements in the production of secondary metabolites', *Journal of Natural Products*, vol. 3, pp. 112–123.
- Xin, Z, Cai, X, Chen, S, Luo, Z, Bian, L, Li, Z, Ge, L & Chen, Z 2019, 'A disease resistance elicitor laminarin enhances tea defense against a piercing herbivore *Empoasca (Matsumurasca) onukii* Matsuda', *Scientific Reports*, vol. 9, no. 814, pp. 1–14.
- Xu, C, Zho, B, Ou, Y, Wang, X, Yuan, X & Wang, Y 2007, 'Elicitor-enhanced syringin production in suspension cultures of *Saussurea medusa*', *World Journal of Microbiology and Biotechnology*, vol. 23, no. 7, pp. 965–970.

# B1(11)

---

## ORIGINALITY REPORT

---

**20%**

SIMILARITY INDEX

**20%**

INTERNET SOURCES

**0%**

PUBLICATIONS

**0%**

STUDENT PAPERS

---

## PRIMARY SOURCES

---

**1**

**lppm.unram.ac.id**

Internet Source

**10%**

---

**2**

**www.researchgate.net**

Internet Source

**7%**

---

**3**

**eprints.unram.ac.id**

Internet Source

**3%**

---

Exclude quotes Off

Exclude matches < 3%

Exclude bibliography Off



# B1(11)

---

GRADEMARK REPORT

---

FINAL GRADE

**/0**

GENERAL COMMENTS

**Instructor**

---

PAGE 1

---

PAGE 2

---

PAGE 3

---

PAGE 4

---

PAGE 5

---

PAGE 6

---

PAGE 7

---

PAGE 8

---

PAGE 9

---

PAGE 10

---

PAGE 11

---

PAGE 12

---

PAGE 13

---

PAGE 14

---