

Manuscript Status Update On (ID: 14828773): Current Status – Under Peer Review- Performance of Concrete Building Structure Exposed to Localized Fire

External

Inbox

C

Chloe Crawford <preview.hrpub@gmail.com> 10 Aug 2022, 16:12

to me

Dear Suryawan Murtiadi,

Thank you very much for submitting your manuscript to HRPUB.

In order to expedite the publication process, your manuscript entitled "Performance of Concrete Building Structure Exposed to Localized Fire" has been sent out to evaluate.

But some problems need to be addressed.

We would be grateful to you if you could revise your manuscript according to the following comments:

1. Figure 5 and figure 6 are unclear. Please provide us the figures with high resolution to allow for reading the details of them. And make sure that all lines and lettering within the figures are legible at final size.
2. Your paper is short, please add some content for it. Papers accepted for publication vary from 5 to 20 pages in two-column format (at least 3000 words but no more than 10000 words, inclusive of references).

3. Please check all references for completeness and accuracy, including author names, paper title, journal heading, Volume, Number., pages for journal citations, Year, DOI (or URL if possible). (Please note that the DOI should be placed after the URL and end with a period.)

Journals

All author names, "Title," Journal title, vol., no., pp. xxx–xxx., Year, DOI (or URL)

e.g.

[1] Clarke A., Mike F., S. Mary, "The Use of Technology in Education," Universal Journal of Educational Research, vol. 1, no. 1, pp. 1–10, 2015. DOI: 10.13189/ujer.2015.010829

Books

All author names, "Title of chapter in the book," in Title of the Published Book, (xth ed. if possible), Abbrev. of Publisher, Year, pp. xxx–xxx.

e.g.

[1] Tom B, Jack E, R. Voss, "The Current Situation of Education," in Current Situation and Development of Contemporary Education, 1st ed, HRPUB, 2013, pp. 1-200.

Conference Papers

All author names, "Title," Conference title, (location of conference is optional), (Month and

day(s) if provided) Year, pp., (DOI or URL, if possible)

e.g.

[1] David H., Tim P., "The Use of Technology in Teaching," The Third International Conference, LA, USA, Jul., 2013, pp. 19-23. (The year may be omitted if it has been given in the conference title) (DOI or URL, if possible).

Websites

All author names, "Page Title." Website Title. Web Address (retrieved Date Accessed).

e.g.

[1] Partson K., Joe L., "The Use of Technology in Teaching", US News, <http://www.hrpub.com> (accessed Jan. 1, 2013).

Please find the following paper for your reference.

<https://www.hrpub.org/download/20210330/SAJ22-19922645.pdf>

***Please highlight the changes you have made.**

Kindly respond to the evaluation and send your revised manuscript to preview.hrpub@gmail.com as soon as possible. Please track status of your manuscript through the Online Manuscript Tracking System.

We will contact you again once a new decision is made on your manuscript. You will expect a review report from Anthony Robinson (revision.hrpub@gmail.com) in the following 45 days. Peer review reports are also downloadable in Online Manuscript Tracking System (<http://www.hrpub.org/submission/login.php>) once the review process is completed.

The author will be requested to pay the Article Processing Charges after the manuscript is accepted for publication.

For the charging standard, please refer to http://www.hrpub.org/journals/jour_charge.php?id=48

Please feel free to contact us if you have any questions. Besides, could you please leave us an alternate Email Address in case?

For more information, please visit the journal's homepage.

Guidelines: http://www.hrpub.org/journals/jour_guidelines.php?id=48

Please acknowledge receipt of this email.

Best Regards

Chloe Crawford

Editorial Assistant

preview.hrpub@gmail.com

Horizon Research Publishing, USA

<http://www.hrpub.org>



Suryawan Murtiadi <s.murtiadi@unram.ac.id> 11 Aug 2022, 11:22

to Chloe

Dear Chloe Crawford,

Thank you very much for your information regarding my manuscript submission.

I acknowledge receipt of your email.

Of course I will make the necessary corrections and send the revised manuscript as soon as possible.

And with my pleasure I will also pay the Article Processing Charges after the manuscript is accepted for publication.

Besides, my alternate Email Address: suryawan.murtiadi@gmail.com

Best regards,



Chloe Crawford <preview.hrpub@gmail.com> 12 Aug 2022, 10:03

to me

Dear Dr. Suryawan Murtiadi,

Thanks for your kind email.

We have received your alternate email.

Look forward to receiving your revised paper. Please submit the revised paper to us via this email.

Best Regards

Chloe Crawford

Editorial Assistant

preview.hrpub@gmail.com

Horizon Research Publishing, USA

<http://www.hrpub.org>



Suryawan Murtiadi <s.murtiadi@unram.ac.id> 16 Aug 2022, 20:39

to Chloe

Dear Chloe Crawford,
Please find attached:

1. Revised paper.
2. Similarity report of this paper (turnitin).
3. Figures 5, 6a, and 6a in png format (in case it's needed for reading the details of them).

The change I have made in the revised paper can be highlighted as follows:

1. Higher resolutions have been made to Figures 5 and 6, and the supported files are attached to this email (png format).
2. Length of the paper has been extended to 7 pages with 3442 words to satisfy the requirement papers accepted for publication.
3. The DOI or URL have been added to all references except for the books which have no DOI or URL.

Thank you very much for your kind attention and I look forward to hearing from you.
Best regards,

Ir. Suryawan Murtiadi, M.Eng., Ph.D
Department of Civil Engineering
Faculty of Engineering
University of Mataram
INDONESIA

5 Attachments • Scanned by Gmail



Chloe Crawford <preview.hrpub@gmail.com> 17 Aug 2022, 10:36

to me

Dear Dr. Suryawan Murtiadi,

Thanks for your kind email.
We have received your paper. If further revision is required, we will contact you again.

Best Regards

Chloe Crawford

Editorial Assistant

preview.hrpub@gmail.com

Horizon Research Publishing, USA

<http://www.hrpub.org>



Suryawan Murtiadi <s.murtiadi@unram.ac.id> 17 Aug 2022, 13:41

to Chloe

Thank you for the update.

Ir. Suryawan Murtiadi, M.Eng., Ph.D
Department of Civil Engineering
Faculty of Engineering
University of Mataram
INDONESIA

Performance of Concrete Building Structure Exposed to Localized Fire

Suryawan Murtiadi*, Akmaluddin Akmaluddin

Master Program of Civil Engineering, Faculty of Engineering, University of Mataram, Indonesia
*Corresponding Author: s.murtiadi@unram.ac.id

Received 2022; Revised September 26, 2022; Accepted 2022

Cite This Paper in the Following Citation Styles

(a): [1] Suryawan Murtiadi, Akmaluddin Akmaluddin, "Performance of Concrete Building Structure Exposed to Localized Fire," *Civil Engineering and Architecture*, Vol. 10, No. X, pp. XXX - XXX, 2022. DOI: 10.13189/cea.2022.100XXX.

(b): Suryawan Murtiadi, Akmaluddin Akmaluddin (2022). *Performance of Concrete Building Structure Exposed to Localized Fire*. *Civil Engineering and Architecture*, 10(X), XXX - XXX. DOI: 10.13189/cea.2022.100XXX.

Copyright©2022 by authors, all rights reserved. Authors agree that this article remains permanently open access under the terms of the Creative Commons Attribution License 4.0 International License

Abstract Concrete structures have a favorable position in the building industry with regard to their performance of fire resistance. The understanding of its behavior is essential for reliable analysis and design. This paper is mainly concerned with concrete building performance subjected to localized fire arrangement. Special attention has been given to the finite element model of a seven-story concrete building representing a typical commercial office building designed to European Standard. Very large displacements happened on horizontal direction of the floor slabs due to thermal expansions. The large displacement induced lateral movement of the floor slabs and created additional moments to external columns. Design engineers should ensure that the external columns have ability to accommodate lateral displacements during fire. Although, the thin external columns of the model can withstand these movements due to beneficial effect of membrane action developed to the floor slabs. Present analysis indicates that the performance of the whole structure is substantially different from the single isolated structural member behavior during fire. Although the current design procedures are conservative, design engineers have to consider the detrimental and beneficial effects of lateral slabs thermal expansion in complete structure.

Keywords Building, Concrete, Displacement, Fire, Finite Element

1. Introduction

Fire can occur caused by three essential materials such as fuel, oxygen and initial source of heat as an ignition. In a building fire, the fuel would be present in the combustible structure or furniture and other materials content in the building while oxygen is present in the air. In fire statistics, the initial source of heat is generally occurs by accident through a variety of mechanism from appliances fault, electrical wiring, overheating of mechanical plant etc. Arson, war and terrorism have also been the cause of many fires in buildings [1].

In order to achieve sufficient standard on fire safety and fire performance of structural building construction, there are two principal ways that can be applied in the practice [2]. First is the simple prescriptive approach of the building codes and standards and secondly is performance based approach of fire safety engineering solution. The application of the building codes and standards gives little flexibility and requires only a limited engineering approach. The second approach gives flexible design ability to achieve a special performance of the building and, therefore, needs greater skills involving engineering judgment. The integration of engineering judgment should be approached starting from the whole design to construction process and continued maintenance [3].

In recent decades, special consideration has been given to the use of structural building components as physical barriers to avoid or delay the growth and spread of fire [4-6]. The basis for the present study is to require special consideration by the designer for fire safety in buildings

[7,8]. Since concrete is a good insulator and a non-combustible material, this also applies to concrete structures which conventionally have a favorable position in the building industry [9-12]. Consequently, the understanding of its behavior under elevated temperature is necessary for safe design and reliable analysis.

Fire can occur caused by three materials such as fuel, oxygen, and initial sources of heat as an ignition. When building in fire, the fuels would be present in the combustible structure, furniture, and other materials content in building, whilst, oxygen is present in the air. In fire statistics, the initial source of heat ~~is~~ generally occurs by accident through variety of mechanism from appliances faults, electricity faults, overheating of mechanical plants, etc.

Concrete is a fire-resistance material and good insulator. However, there is a significant loss of concrete compressive strength when the temperature above 500°C. In reinforced concrete structure, steel reinforcement can also lose its significant strength at this condition. As this temperature can be reached very early in fire, concrete cover and element size data are usually required to have an adequate fire resistance.

Behavior concrete exposed to fire depends on various concurrent interrelating factors which have been reported in the literatures. The interrelating factors are ranging from the compositions of the materials to the characteristics of fire. The composition of the materials depends on the nature of aggregates and the characteristics of fire depend significantly upon the nature of fuel. Two main variables to be considered in the element concrete structures are the minimum dimensions of the member element and minimum concrete covers to the main reinforcing steel. The minimum dimensions specified to sustain temperatures on unexposed fire under 140°C and to prevent spalling will not happen severely. Whilst, the minimum concrete cover specified to maintain the temperature of main steel reinforcement below a critical value as considered being around 500°C [1,13].

2. Materials and Methods

2.1. Characteristic of Material at High Temperature

When the concrete temperature rises above 100°C, the moisture is pushed out and the cement paste begins to dehydrate. Micro cracking of cement paste appeared because of large differential strains generated by expansion of aggregates particles. Even though without suffering any losses of strength, but the concrete begins disintegrated at this stage. The residual concrete strength is around 90% of the initial strength happens when temperature increases s to 200°C. Further increasing es to 300°C, some aggregates begin to break up and the residual concrete strength reduces s to about 70%, whilst, the yield strength of

reinforcing steel begins to reduce. When temperature rises between 500-600°C, the strength of concrete and steel reinforcement are reduced significantly. At this temperature the residual strength of concrete is around 30-40% and the reinforcing steel is about 50%. In compartment fires, the temperature can rise above 1000°C when most of the structures are destroyed [13].

Loss of bond strength between the concrete and steel reinforcement under fire depends s on the types of concrete aggregates and reinforcement. Cold deformed steel is likely to be more loss of bond than plain round. As there is no standardized test procedure, the loss of bond strength during fire will be depends s on the test methods. In reinforced concrete, the bottom face of beam or slab will be carrying only a small proportion of the applied load. But, the reinforcement at the support will be able to carry full bond stress as they will only be slightly temperature affected. In general, there is not serious problem that has have been reported even though bond strengths are severely reduced in fire [14].

Loss in weight will be occurred when concrete is heated. The loss is caused by evaporation of both free and combined water. The loss of density as temperature increased exceeds 100°C is mostly caused by the loss of free moisture. However, this loss is not generally enough to cause substantial change in density. Therefore, the effect of temperature is insignificant. However, consideration should be taken to ambient values and can be assumed constant up to 800°C [15].

Mechanical properties of materials subjected to elevated temperatures are compulsory to determine structural response under fire. Comprehensive formulation is required to calculate deformations and displacements. However, to calculate load bearing capacity, more structured sets s of data should be employed. Considerably previous works were addressed to determine specific properties such as compressive strength of concrete and tensile strength of reinforcement steel at high temperatures.

It has have been recognized that creep of concrete and relaxation of steel are much higher when exposed to elevated temperatures. Thus, the rate of loading applied in elevated temperature is has enormously significant than that at ambient conditions. The rate of heating performed to condition will also have a significant effect on affect to the results. The variation of temperature, duration and rate of heating will affect the concrete strength. High temperatures will result in concrete compressive strength reduction, disaggregation, spalling and cracking [1,16].

2.2. Concrete Building Model

Various research works have been carried out on the effect of high temperature on reinforced concrete building structures. Obviously, well design alone of the structure is not safe enough from fire damage. Equally important is the prevention of buildings from fire occurrence. Since

Comment [A1]: Almost the same as the first paragraph in Introduction

concrete strength is directly affected ~~by to the~~ elevated temperatures, increasing temperature and duration of fire will increase the amount of concrete damaged [17]. This paper presents a review of concrete building performance exposed to localized fire scenario.

Model of present analysis was seven-story reinforced concrete building at the laboratory of Building Research Establishment (BRE) in Cardington, UK [18]. The building ~~that~~ was designed to European standard represented a commercial office building [19]. The completed concrete building was 25.20 m tall structure comprising 3 x 4 bays in plan, each square bay being 7.50 m x 7.50 m. The slab was constructed with nominally 250 mm thick flat floor slab supported by internal columns of 0.40 m x 0.40 m and external columns of 0.40 m x 0.25 m.

Constant cross-sections of the columns were applied through out of the building. Minimum reinforcement cover was 20 mm on the slabs and 40 mm on the columns. The building was constructed using normal-strength concrete for the floor slabs and high-strength concrete for the story columns and was designed to provide a minimum of 60 minutes fire resistance period.

All columns and floor slabs of the seven story building are modeled using 3D solid elements. The material properties were assumed that the structure has a concrete density of $\rho_c = 2450 \text{ kg/m}^3$, Young's modulus of $E_c = 32 \text{ GPa}$ (for room temperature) and Poisson's ratio $\nu = 0.2$. Reinforcement was not considered in the model. The applied loads of 3250 N/m^2 were acting on each floor. Temperature is as an input parameter, which is defined at each node. The boundary conditions of the ground floor columns are assumed to be ideally fixed.

2.3. Finite Element Model

Preliminary calculation indicated that the planned compartment fire had an equivalent fire endurance of about 60 minutes. It was then decided to examine performance at 0, 15, 30, 45, and 60 minutes. However, when the 45 minutes result ~~was compared with to~~ the room temperature result of 0 minutes at 20°C , there was no significant difference. Therefore, the examination of 60 minutes alone has been taken to this investigation and will be discussed in the following discussion.

All columns and the first floor slab of the seven story building are modeled using 3D solid elements, while the slabs in other six floors are modeled using plate elements [20-22].

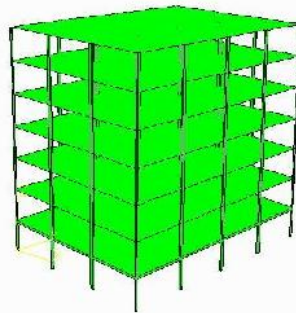


Figure 1. Seven story frame structure

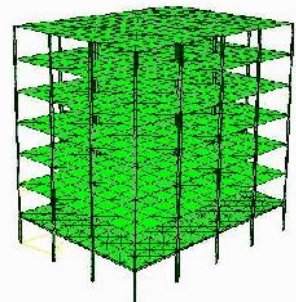


Figure 2. Corresponding finite element mesh of the structure

The concrete frame structure and detailed element mesh for the whole frame structure consist of 140 columns and 84 slabs. Fig. 1 shows the seven-story frame structure and Fig. 2 shows the corresponding finite element mesh of the structure.

2.4. Fire Compartment

Planned compartment fire had an equivalent fire endurance of around one hour. As explained in the previous discussion, at this duration, it was then decided to examine performance at 60 minutes and assumed to have a uniform temperature of 600°C . In order to match the influence of temperature on Young's Modulus of concrete, the 0.375 reduction factor is applied [1].

The area fire compartment was 2 x 2 bays located at the ground floor. Location of the fire compartment is shown in Fig. 3.

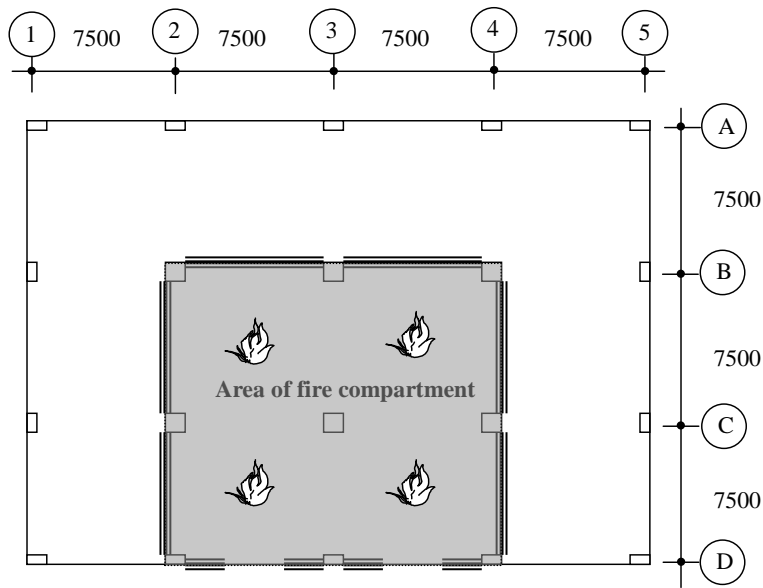


Figure 3. Area of fire compartment

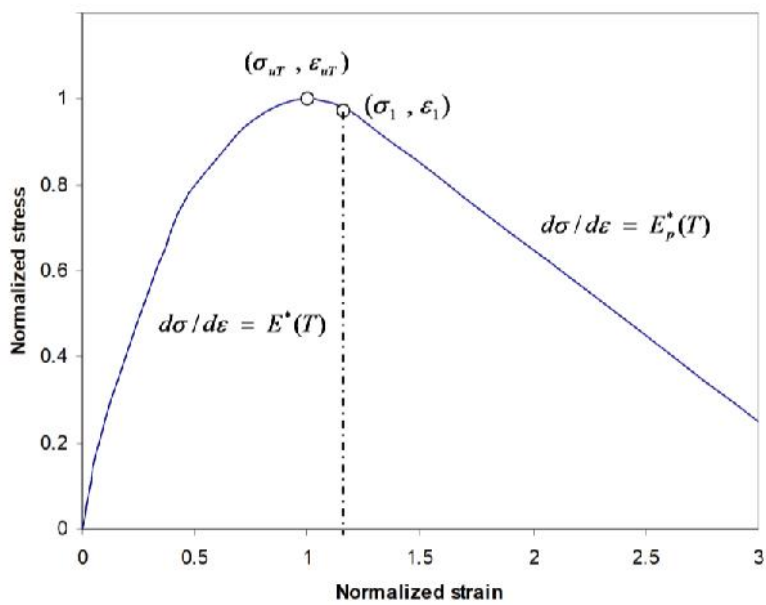


Figure 4. Normalized stress-strain curve with transient strain included

2.3. Transient Analysis

Thermal strain during heating is a simple function of temperature and is not linear. This non linear behavior is in part due to chemical or physical changes in the aggregates. The thermal expansion of concrete is dominated by thermal expansion of mineral aggregate.

When the exposure temperature is not high, the transient strain's effect may not be significant. Under concrete compression, however, it is important to consider transient strains in the analysis. In one hour under fire duration of present model, temperature in the fired compartment assumed to reach 600°C is analyzed using ANSYS computer package [23].

Constitutive model employed in this analysis is a simple constitutive model that can easily be incorporated into various commercial finite element analysis codes [24,25]. They developed an empirical formula based on the plotted results of the average Young's modulus. Fig. 4 shows the normalized stress-strain curve with transient strain included.

Temperature-dependent of Young's modulus in the elastic ranges suggested in (1) is applied.

$$E^*(T) = E_0 \exp\left[-\frac{(T - 20)^{0.65}}{25}\right] \quad (1)$$

Young's modulus in the plastic (2) range is recommended.

$$E_p^*(T) = E_0^- \exp[k_p (T - 20)^{2.15}] \quad (2)$$

Where: E_0 = initial Young's modulus, $E_0^- = -0.045 E_0$, and $k_p = 10^{-6}$.

3. Results and Discussion

Distribution of the stress and horizontal displacement (z-direction) of the structure are presented in Fig. 5, Fig. 6A, and Fig. 6B, respectively. Shown in Figure 5, as is

expected, the maximum compressive stress is located at the bottom columns of the ground floor. The value of -21.02 MPa is found in which is close to the minimum principal stress. The stresses in horizontal direction perpendicular to the fire compartment (x-direction) and vertical (y) directions are not significant since the values of both directions of stresses are small compared to the z-direction stress.

Fig. 6A and Fig. 6B indicate that significant horizontal displacements are occurred to the heating slab by the movement of the floor slab due to thermal expansion. The horizontal movement of the slab caused maximum lateral displacement of 31.88 mm to the external columns of the ground floor. The horizontal displacement of 7.67 mm is also found to the unexposed fire external column at the opposite side. This large lateral displacement is significant and cannot be ignored in design. On the other hand, vertical displacements of the structure are relatively low. The maximum vertical displacement of 8.52 mm is found in the middle of the concrete slab.

Analysis from the model indicated that high compressive forces generated in the slab are caused by restraint and thermal expansion. The horizontal displacements of the floor slab were significant, but, the vertical displacements of the floor slab are found very low.

The compressive membrane action on floor slab can only occur at low vertical displacements. Usually, the amount of displacement is less than half thickness of the slab and can only occur in horizontal flat slabs. Provided the slab of the model does not achieve vertical displacements greater than half of its depth, then the effect of compressive membrane action will substantially improve the load bearing capacity of the slab [3,26,27].

Even concrete floor slab extensively spalling and exposed some bottom reinforcing bars to fire, the slab may remain stable. The applied static load of the slab was supported by compressive membrane action when the sagging moment capacity of the slab was extremely decreased [3]. In this case the floor slabs were survived due to beneficial effect of compressive membrane action as seen in Fig. 7.

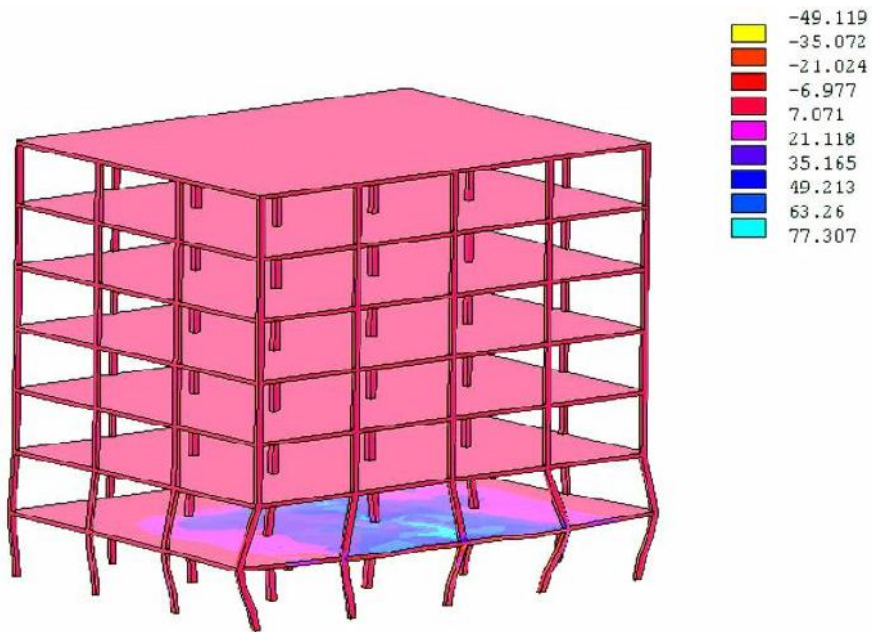


Figure 5. Distribution of the stress in horizontal (z) direction (MPa)

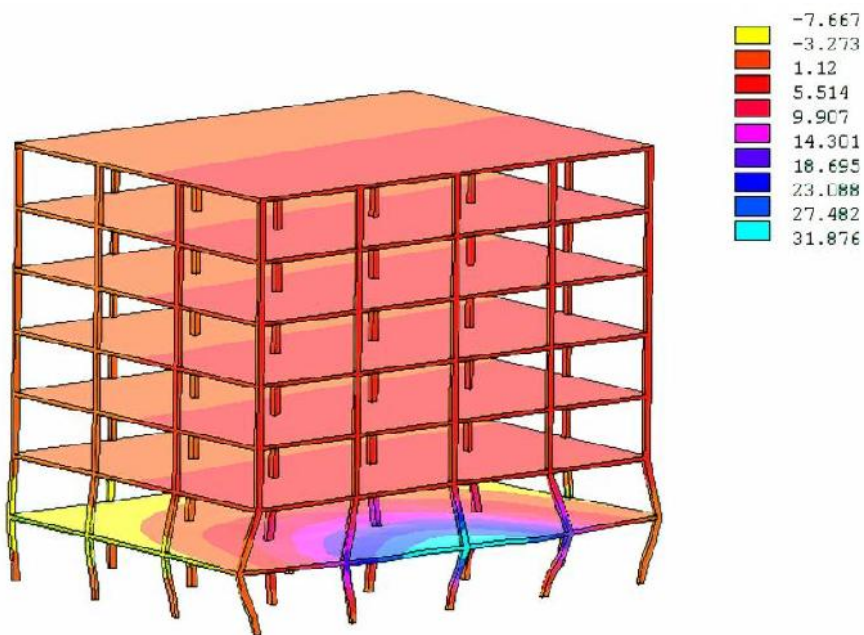


Figure 6a. Displacement of the structure in horizontal (z) direction (mm)

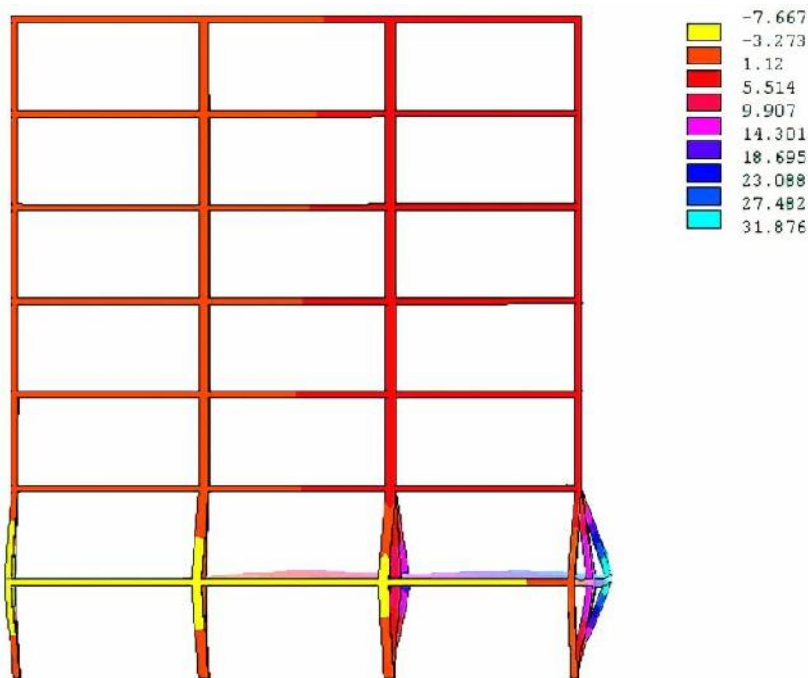


Figure 6b. Horizontal displacement of the structure viewing from the left side in 2D (mm)

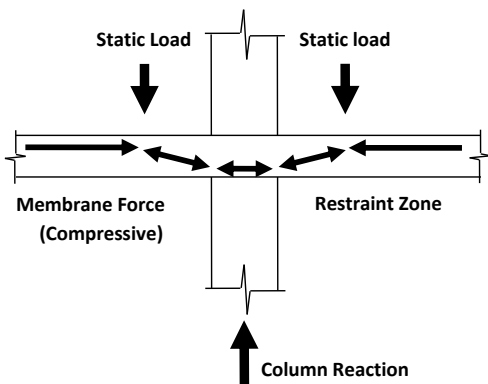


Figure 7. Compressive membrane actions

The European standard [14] does not require the actual displacement to be calculated explicitly in ambient conditions, but the standards recommend that the span/depth ratio should be satisfied. In this case, the beam span/depth ratio of 18.75, calculated from 7500/400, is satisfied. However, it should be noted that the significant displacements cannot be ignored.

Horizontal displacements caused by the floor slab's thermal expansion created additional moment to the external column. Previous failure of concrete structures has

been identified as a result of this additional moment. Design engineers have to consider the behavior and ensure that the external columns have ability to accommodate the lateral displacement during fire.

4. Conclusions

Finite element model with transient strain analysis using ANSYS demonstrated reliable analysis for the performance of reinforced concrete structure subjected to fire. The results indicated that the current design methods are based on an incorrect model of structural behavior without considering the beneficial and detrimental effects of the complete structure.

- The current design codes and design methods do not accommodate the compressive membrane action of the heated floor slabs as a beneficial effect.
- The current design codes have also not accommodated additional moment to the external columns caused by large lateral displacements of heated floor slabs as a detrimental effect.
- Therefore, the development of advanced fire engineering analysis from the complete concrete structure behavior is required rather than from individual member behavior.

REFERENCES

- [1] J.A. Purkiss, "Fire Safety Engineering", in *Fire Safety Engineering Design of Structures* (2nd ed.), Oxford: Butterworth-Heinemann Elsevier, 2007, pp. 1-348.
- [2] The Institution of Structural Engineers, "Introduction to the fire safety engineering of structures", *IStructE London*, 2003, pp.1-60. <https://www.istructe.org/resources/guidance/introduction-structural-fire-engineering/>
- [3] C. Bayley, "Holistic behaviour of concrete buildings in fire", *Proceedings of the Institution of Civil Engineers, Structures & Buildings*, vol. 11, no. 3, 199-212, 2002. DOI: 10.1680/stbu.152.3.199.38988.
- [4] A. Akmaluddin, S. Murtiadi, B. Anshari, "Flexural stiffness of normal and sandwich reinforced concrete beam exposed to fire under fixed loading", *International Review of Civil Engineering (IRECE)*, vol. 11, no. 1, pp. 36-44, 2020. DOI: 10.15866/irece.v11i1.17550.
- [5] V. Balagopal, V. Sambamurthy, "Performance evaluation of coir pith ash blended cement concrete exposed to elevated temperature", *Jurnal Teknologi, Material Sciences & Engineering*, vol. 82, no. 2, pp. 93-100, 2020. DOI: <https://doi.org/10.11113/jt.v82.13851>.
- [6] S.V. Kumar, N. Suresh, "Study on the residual performance of RC beams exposed to processed temperatures and fire", *Journal of Structural Fire Engineering*, vol. 13, no. 3, pp. 269-292, 2022. <https://doi.org/10.1108/JSFE-08-2021-0051>.
- [7] S. Murtiadi, "Review of Indonesian standard for concrete building subjected to fire", *Procedia Engineering*, vol. 54, pp. 668-674, 2013. <https://doi.org/10.1016/j.proeng.2013.03.061>.
- [8] BSN Indonesia, "SNI 1741-2008: Fire resistance of building structure components testing method for the prevention of fire hazards on concrete buildings", BSN, Jakarta, Indonesia, pp. 1-28, 2008. <https://klinikkonstruksi.jogjaprov.go.id/nspm/SNI%201741-2008.pdf>.
- [9] BSN Indonesia, "SNI 03-2847-2019: Design practical code of structural concrete for building construction", BSN, Jakarta, Indonesia, pp. 70-223, 2019. https://www.academia.edu/60279832/SNI_2847_2019_Persyaratan_Beton_Struktural_Untuk_Bangunan_Gedung_1_1_.
- [10] C. Butean, B. Heghes, "Flexure behavior of a two layer reinforced concrete beam", *Procedia Manufacturing*, vol. 46, 110-115, 2020. <https://doi.org/10.1016/j.promfg.2020.03.017>
- [11] V. Chakrawarthy, R.L. Jesuarulraj, S. Avudaiappan, D. Rajendren, M. Anran, P. Guindos, K. Roy, R. Fediuk, N.I. Vatin, "Effect of design parameters on the flexural strength of reinforced concrete sandwich beams", *Crystals*, vol. 12, no. 8, pp. 1-19, 2022. <https://doi.org/10.3390/cryst12081021>.
- [12] A. Akmaluddin, S. Murtiadi, "Hybrid precast concrete column and sandwich concrete beam under static loading", *Procedia Engineering, Elsevier*, vol. 54, 286-298, 2013. <https://doi.org/10.1016/j.proeng.2013.03.026>.
- [13] V.R. Kodur, "Properties of Concrete at High Temperatures", *ISRN Civil Engineering*, vol. 2, pp. 1-15, 2014. DOI: <http://dx.doi.org/10.1155/2014/468510>
- [14] U. Schneider, "Concrete at High Temperatures - A General Review", *Fire Safety Journal*, vol. 13, 55-68, 1988. https://www.academia.edu/20211064/U_Schneider_concrete2
- [15] M. Bastami, F. Aslani, M.E. Omran, "High-Temperature Mechanical Properties of Concrete", *International Journal of Civil Engineering*, vol. 8, no. 4, pp. 337-351, 2010. <https://www.researchgate.net/publication/289178209>.
- [16] R. Qiao, Y. Guo, H. Zhou, H. Xi, "Explosive Spalling Mechanism and Modelling of Concrete Lining Exposed to Fire", *Materials MDPI*, vol. 15, no. 9, pp. 1-20, 2022. DOI: <https://doi.org/10.3390/ma15093131>
- [17] C.R. Ajmera, A.R. Mundhada, "Effect of High Temperatures on Concrete/ RCC: A Review", *International Journal of Engineering Research & Technology (IJERT)*, Vol. 7 Issue 03, March-2018, pp. 18-22. DOI: <http://dx.doi.org/10.17577/IJERTV7IS030036>
- [18] P. Chana, B. Price, "The Cardington fire test", *Concrete, London*, vol. 37, no. 1, pp. 28-33, 2003. DOI: https://www.researchgate.net/publication/293557974_The_cardington_fire_test.
- [19] Eurocode 2, "Design of concrete structures: general rules – structural fire design", European Committee for Standardization, Brussels, Part 1.2, 2002. https://eurocodes.jrc.ec.europa.eu/sites/default/files/2021-12/BD_EN_1992-1-2_rev2.pdf.
- [20] S. Moaveni, "More ANSYS", in *Finite Element Analysis: Theory and Application with ANSYS*, (2nd ed.), Prentice Hall, 1999, pp. 216-255.
- [21] D. Tjitradi, E. Eliatun, S. Taufik, "3D ANSYS numerical modelling of reinforced concrete beam behavior under different collapsed mechanism", *International Journal of Mechanics and Applications*, vol. 7, no. 1, pp. 14-23, 2017. DOI: 10.5923/j.mechanics.20170701.02.
- [22] S. Taufik, E. Anggraini, I. Setiawan, "ANSYS numerical modeling of confined deep beam with high strength concrete", *International Journal of Structural Glass and Advanced Materials Research*, vol. 4, no.1, pp. 41-55, 2020. DOI: 10.3844/sgamrsp.2020.41.55.
- [23] ANSYS, *Mechanical Tutorials (2021/R2)*, ANSYS Inc., Canonsburg, 2021. <https://www.ansys.com/en-in/academic/learning-resources>.
- [24] L.Y. Li, J.A. Purkiss, "Stress-strain constitutive equations of concrete material at elevated temperatures", *Fire Safety Journal, Elsevier*, vol. 40, no. 7, pp. 669-686, 2005. <https://doi.org/10.1016/j.firesaf.2005.06.003>.
- [25] R.T. Tenchev, L.Y. Li, J.A. Purkiss, "Finite element analysis of coupled heat and moisture transfer in concrete subjected to fire", *Numerical Heat Transfer Applications*, Taylor & Francis, Part A, vol. 39, no. 7, pp. 685-710, 2001. DOI: 10.1080/10407780152032839.
- [26] European Committee for Concrete, "The application of the yield-line theory to calculation of the flexural strength of slabs and flat-slab floor", *Information Bulletin, Cement and Concrete Association, London*, no. 35, pp. 1-180, 1962.

https://openlibrary.org/books/OL20177135M/Application_of_the_yieldline_theory_to_calculations_of_the_flexural_strength_of_slabs_and_flat-slab.

[27] A.H. Nilson, D. Darwin, C.W. Dolan, “Yield line analysis for slabs”, in *Design of Concrete Structures*, 14th ed., McGraw-Hill, 2010, pp. 497-517.

Revision after Peer Review (ID:14828773)-Performance of Concrete Building Structure Exposed to Localized Fire

External

Inbox



Anthony Robinson <revision.hrpub@gmail.com> Wed, 21 Sept 2022, 20:08

to me

Dear Suryawan Murtiadi,

Thank you for your interest in publishing your work in HRPUB.

Your manuscript has now been peer reviewed and the comments are accessible in Word format. Peer review reports are also downloadable in Online Manuscript Tracking System (<http://www.hrpub.org/submission/login.php>).

We would be grateful if you could address the comments of the reviewers in a revised manuscript and answer all questions raised by reviewers in a cover letter. Any revision should be made on the attached manuscript.

In addition to necessary revisions, please note that the similarity index of the revised version should be lower than 18% and similarity from a single source should not exceed 5%.

Please download the publication agreement (http://www.hrpub.org/download/HRPUB_Publication_Agreement2022.pdf) and fill in the authors' names, manuscript title, manuscript ID and signature, then send a scanned version to us.

Please submit the revised paper to us by email in MS Word or LaTeX format within two weeks and do not submit it into the Online Manuscript Tracking System.

The author will be requested to pay the Article Processing Charges after the manuscript is accepted for publication. For the charging standard, please refer to http://www.hrpub.org/journals/jour_charge.php?id=48

Look forward to receiving your revised manuscript as soon as possible.

Please acknowledge receipt of this email.

Best Regards

Anthony Robinson

Editorial Assistant

revision.hrpub@gmail.com

Horizon Research Publishing, USA

<http://www.hrpub.org>

2 Attachments • Scanned by Gmail



Suryawan Murtiadi <s.murtiadi@unram.ac.id> 22 Sept 2022, 15:20

to **Anthony**

Dear Anthony Robinson,

Thank you very much for your information regarding the revision after peer review of my paper. I acknowledge receipt of your email.

I will send the revised manuscript as soon as possible.

And with my pleasure I will also pay the Article Processing Charges after the manuscript is accepted for publication.

Best regards,

--

Ir. Suryawan Murtiadi, M.Eng., Ph.D

Department of Civil Engineering

Faculty of Engineering

University of Mataram

INDONESIA



Anthony Robinson <revision.hrpub@gmail.com> 23 Sept 2022, 10:57

to me

Dear Suryawan Murtiadi,

Thank you for your reply.

Please send the revised paper and cover letter to us via email after you finish it.

Best Regards

Anthony Robinson

Editorial Assistant
revision.hrpub@gmail.com
Horizon Research Publishing, USA
<http://www.hrpub.org>



Suryawan Murtiadi <s.murtiadi@unram.ac.id> 23 Sept 2022, 21:32

to Anthony

Dear Anthony Robinson,

Please find attached:

1. Cover letter
2. Revised paper
3. Similarity index
4. HRPUB Publication Agreement

Look forward to hearing from you and thank you very much for your attention.

Best regards,

--

Ir. Suryawan Murtiadi, M.Eng., Ph.D
Department of Civil Engineering
Faculty of Engineering
University of Mataram
INDONESIA

4 Attachments • Scanned by Gmail



Anthony Robinson <revision.hrpub@gmail.com> 26 Sept 2022, 09:59

to me

Dear Suryawan Murtiadi,

Thank you for your kind email.

We have received your revised paper and other related documents. If further revision is not required, you will expect an Acceptance Letter from us in a week.

Best Regards

Anthony Robinson

Editorial Assistant

revision.hrpub@gmail.com

Horizon Research Publishing, USA

<http://www.hrpub.org>



Suryawan Murtiadi <s.murtiadi@unram.ac.id> 26 Sept 2022, 12:41

to Anthony

Noted with thanks.

--

Ir. Suryawan Murtiadi, M.Eng., Ph.D

Department of Civil Engineering

Faculty of Engineering

University of Mataram

INDONESIA

Peer Review Report

Notes

Please return the completed report by email within 21 days;

About HRPUB

Horizon Research Publishing, USA (HRPUB) is a worldwide open access publisher serving the academic research and scientific communities by launching peer-reviewed journals covering a wide range of academic disciplines. As an international academic organization for researchers & scientists, we aim to provide researchers, writers, academic professors and students the most advanced research achievements in a broad range of areas, and to facilitate the academic exchange between them.

Manuscript Information

Manuscript ID: **14828773**

Manuscript Title: **Performance of Concrete Building Structure Exposed to Localized Fire**

Evaluation Report

General Comments	The paper presents an interesting research concerning concrete building performance subjected to localized fire arrangement, using large displacements to measure the extra stresses caused in the deformed shape. Detrimental and beneficial effects of lateral slabs thermal expansion in complete structure are fully detailed using ANSYS finite element software. The concrete elasticity varies with temperature making it objectively.
Advantage & Disadvantage	Maybe extra geometries could improve the conclusions, but for rectangular slabs it is correct and enough.
How to improve	Maybe use full material non-linearity with a full sequential non-linear thermal-mechanical analysis, using temperature variation for concrete and steel, for both elasticity and resistance

Please rate the following: (1 = Excellent) (2 = Good) (3 = Fair) (4 = Poor)

Originality: **2**

Contribution to the Field: **2**

Technical Quality: **2**

Clarity of Presentation : **2**

Depth of Research: **2**

Recommendation	
Kindly mark with a ■	
<input type="checkbox"/> Accept As It Is	
<input checked="" type="checkbox"/> Requires Minor Revision	
<input type="checkbox"/> Requires Major Revision	
<input type="checkbox"/> Reject	

Return Date: 23rd September 2022

Proof Reading before Publication (ID:14828773)- Performance of Concrete Building Structure Exposed to Localized Fire

External

Inbox

A

Anthony Robinson <revision.hrpub@gmail.com> 17 Oct 2022, 18:58

to me

Dear Suryawan Murtiadi,

Your manuscript has been accepted for publication. Authors are given a chance of checking the attached manuscript before publication. If we don't receive any confirmation or feedback of the manuscript before 10/20/2022, it will be regarded as the final version.

* Please carefully check the whole manuscript to ensure consistency and accuracy in grammar, spelling, punctuation and formatting, especially those parts revised by our team.

All revisions should be made and highlighted on the attached manuscript.

Kindly note that the paper title, author names and affiliations shall not be modified once the paper is published.

Best Regards

Anthony Robinson
Editorial Assistant
revision.hrpub@gmail.com
Horizon Research Publishing, USA
<http://www.hrpub.org>

One attachment • Scanned by Gmail



Suryawan Murtiadi

20 Oct 2022, 14:55

Dear Anthony Robinson, Thank you very much for the proof reading before publication. Please find attached the revision after proofreading as the final version:

A

Anthony Robinson <revision.hrpub@gmail.com> 21 Oct 2022, 09:38

to me

Dear Suryawan Murtiadi,

Thank you for your email.
We have received the final version of your paper.

Best Regards

Anthony Robinson
Editorial Assistant
revision.hrpub@gmail.com
Horizon Research Publishing, USA
<http://www.hrpub.org>

On Thu, Oct 20, 2022 at 2:55 PM Suryawan Murtiadi <s.murtiadi@unram.ac.id> wrote:

Dear Anthony Robinson,

Thank you very much for the proof reading before publication.

Please find attached the revision after proofreading as the final version:

- All revisions have been made and highlighted in yellow.
- Paragraph 4 of the Introduction has been removed since it was such a repetition of the First Paragraph.
- Acknowledgements have been added to the manuscript.

Best Regards,

On Mon, 17 Oct 2022 at 18:58, Anthony Robinson <revision.hrpub@gmail.com> wrote:

Dear Suryawan Murtiadi,

Your manuscript has been accepted for publication. Authors are given a chance of checking the attached manuscript before publication. If we don't receive any confirmation or feedback of the manuscript before 10/20/2022, it will be regarded as the final version.

* Please carefully check the whole manuscript to ensure consistency and accuracy in grammar, spelling, punctuation and formatting, especially those parts revised by our team.

All revisions should be made and highlighted on the attached manuscript.

Kindly note that the paper title, author names and affiliations shall not be modified once the paper is published.

Best Regards

Anthony Robinson
Editorial Assistant
revision.hrpub@gmail.com
Horizon Research Publishing, USA
<http://www.hrpub.org>

--

Ir. Suryawan Murtiadi, M.Eng., Ph.D
Department of Civil Engineering
Faculty of Engineering
University of Mataram
INDONESIA



Suryawan Murtiadi <s.murtiadi@unram.ac.id> 21 Oct 2022, 20:13

to Anthony

Great, thanks for letting me know.

Best Regards,

On Fri, 21 Oct 2022 at 09:38, Anthony Robinson <revision.hrpub@gmail.com> wrote:
Dear Suryawan Murtiadi,

Thank you for your email.
We have received the final version of your paper.

Best Regards

Anthony Robinson
Editorial Assistant
revision.hrpub@gmail.com
Horizon Research Publishing, USA
<http://www.hrpub.org>

HRPUB Publication Agreement

Horizon Research Publishing (HRPUB) is a worldwide open access publisher with over 50 peer-reviewed journals covering a wide range of academic disciplines. As an international academic organization, we aim to enhance the academic atmosphere, show the outstanding research achievement in a broad range of areas, and to facilitate the academic exchange between researchers.

The LICENSEE is Horizon Research Publishing (HRPUB), and

The LICENSOR is Suryawan Murtiadi

The purpose of this agreement is to establish a mutually beneficial working relationship between The LICENSEE and The LICENSOR.

WHEREAS it is the goal of the LICENSEE to provide an open access platform and

WHEREAS the LICENSOR is willing to furnish electronically readable files in accordance with the terms of this Agreement:

Manuscript Title: Performance of Concrete Building Structure Exposed to Localized Fire

Manuscript ID: 14828773

It is mutually agreed as follows:

COPYRIGHT:

1. LICENSOR retains all copyright interest or it is retained by other copyright holder, as appropriate and agrees that the manuscript remains permanently open access in LICENSEE's site under the terms of one of the following Creative Commons Licenses:

Creative Commons Attribution International License (CC BY)

Creative Commons Attribution-NonCommercial International License (CC-BY-NC)

LICENSEE shall have the right to use and archive the content for the purpose of creating a HRPUB record and may reformat or paraphrase to benefit the display of the HRPUB record.

LICENSEE RESPONSIBILITIES:

2. LICENSEE shall:

- Correct significant errors to published records for critical fields, described as the title, author, or bibliographic citation fields;
- Provide free access to the full-text content of published articles;
- Provide availability to the perpetual archive with exception for unavailability due to maintenance of the server, installation or testing of software, loading of data, or downtime outside the control of the LICENSEE.


LICENSOR RESPONSIBILITIES:

3. LICENSOR shall confirm that:

- Copyright of the material in your manuscript which is not your own must be cleared;
- The manuscript is original, free from plagiarism, has not been published previously and is not under consideration for publication elsewhere;
- All of the facts contained in the material are true and accurate;
- Nothing in the material is unlawful or libelous;
- Conflict of interest is declared clearly in the manuscript.

Please sign to indicate acceptance of this Agreement.

LICENSOR



Signature of Authorized LICENSOR Representative

Suryawan Murtiadi

Date 22/09/2022

LICENSEE – Horizon Research Publishing



Signature of HRPUB Officer

Date

Performance of Concrete Building Structure Exposed to Localized Fire

by Suryawan Murtiadi

Submission date: 23-Sep-2022 01:40PM (UTC+0700)

Submission ID: 1906914879

File name: Revised_CEA-14828773.docx (1.38M)

Word count: 3430

Character count: 20481

Performance of Concrete Building Structure Exposed to Localized Fire

Suryawan Murtiadi^{1*}, Akmaluddin Akmaluddin²

^{1,2}Master Program of Civil Engineering, Faculty of Engineering, University of Mataram, Indonesia

*Corresponding Author: s.murtiadi@unram.ac.id

Copyright©2021 by authors, all rights reserved. Authors agree that this article remains permanently open access under the terms of the Creative Commons Attribution License 4.0 International License

Abstract Concrete structures have a favorable position in the building industry with regard to their performance of fire resistance. The understanding of its behavior is essential for reliable analysis and design. This paper is mainly concerned with concrete building performance subjected to localized fire arrangement. Special attention has been given to the finite element model of a seven story concrete building representing a typical commercial office building designed to European Standard. Very large displacements happened on horizontal direction of the floor slabs due to thermal expansions. The large displacement induced lateral movement of the floor slabs and created additional moments to external columns. Design engineers should ensure that the external columns have ability to accommodate lateral displacements during fire. Although, the thin external columns of the model can withstand these movements due to beneficial effect of membrane action developed to the floor slabs. Present analysis indicates that the performance of the whole structure is substantially different to the single isolated structural member behavior during fire. Although the current design procedures are conservative, design engineers have to consider the detrimental and beneficial effects of lateral slabs thermal expansion in complete structure.

Keywords Building, Concrete, Displacement, Fire, Finite Element.

1. Introduction

Fire can occur caused by three essential materials such as fuel, oxygen and initial source of heat as an ignition. In a building fire, the fuel would be present in the combustible structure or furniture and other materials content in the building while oxygen is present in the air. In fire statistics, the initial source of heat is generally occurs by accident through a variety of mechanism from appliances fault, electrical wiring, overheating of mechanical plant etc. Arson, war and terrorism have also been the cause of many fires in buildings [1].

In order to achieve sufficient standard on fire safety and fire performance of structural building construction, there are two principal ways can be applied in the practice [2]. First is the simple prescriptive approach of the building codes and standards and secondly is performance based approach of fire safety engineering solution. The application of the building codes and standards gives little flexibility and require only a limited engineering approach. The second approach gives flexible design ability to achieve a special performance of the building and, therefore, needs greater skills involving engineering judgment. The integration of engineering judgment should be approached starting from the whole design to construction process and continued maintenance [3].

In recent decades, special consideration has been given to the use of structural building components as physical barriers to avoid or delay the growth and spread of fire [4-6]. The basis for the present study is to require special consideration by the designer for fire safety in buildings [7,8]. Since concrete is a good insulator and a non-combustible material, this also applies to concrete structures which conventionally have a favorable position in the building industry [9-12]. Consequently, the understanding of its behavior under elevated temperature is necessary for safe design and reliable analysis.

Fire can occur caused by three materials such as fuel, oxygen, and initial sources of heat as an ignition. When building in fire, the fuels would be present in the combustible structure, furniture, and other materials content in building, whilst, oxygen is present in the air. In fire statistics, the initial source of heat is generally occurs by accident through variety of mechanism from appliances faults, electricity faults, overheating of mechanical plants, etc.

Concrete is a fire-resistance material and good insulator. However, there is significant loss of concrete compressive strength when the temperature above 500 °C. In reinforced concrete structure, steel reinforcement can also lose its significant strength at this condition. As this temperature can be reached very early in fire, concrete cover and element size data are usually required to have an adequate fire resistance.

Behavior concrete exposed to fire depends on various concurrent interrelating factors have been reported in the literatures. The interrelating factors are ranging from the compositions of the materials to the characteristics of fire. The composition of the materials depends on the nature of aggregates and the characteristics of fire depend significantly upon the nature of fuel. Two main variables to be considered in the element concrete structures are the minimum dimensions of the member element and minimum concrete covers to the main reinforcing steel. The minimum dimensions specified to sustain temperatures on unexposed fire under 140 °C and to prevent spalling will not happen severely. Whilst, the minimum concrete cover specified to maintain the temperature of main steel reinforcement below a critical value as considered being around 500 °C [1,13].

2. Materials and Methods

2.1. Characteristic of Material at High Temperature

When the concrete temperature rises above 100 °C, the moisture is pushed out and the cement paste begins to dehydrate. Micro cracking of cement paste appeared because of large differential strains generated by expansion of aggregates particles. Even though without suffer any loses of strength, but the concrete begin disintegrate at this stage. The residual concrete strength is around 90 % of the initial strength happens when temperature increase to 200 °C. Further increases to 300 °C, some aggregates begin to break up and the residual concrete strength reduce to about 70%, whilst, the yield strength of reinforcing steel begins to reduce. When temperature rises between 500-600 °C, the strength of concrete and steel reinforcement are reduced significantly. At this temperature the residual strength of concrete is around 30-40 % and the reinforcing steel is about 50 %. In compartment fires, the temperature can rise above 1000 °C when most of the structures destroyed [13].

Loss of bond strength between the concrete and steel reinforcement under fire depend on the types of concrete aggregates and reinforcement. Cold deformed steel is likely to be more loss of bond than plain round. As there is no standardized test procedure, the loss of bond strength during fire will be depends on the test methods. In reinforced concrete, the bottom face of beam or slab will be carrying only a small proportion of the applied load. But, the reinforcement at the support will be able to carry full bond stress as they will only be slightly temperature affected. In general, there is not serious problem have been reported even though bond strengths are severely reduced in fire [14].

Loss in weight will be occurred when concrete is heated. The loss is caused by evaporation of both free and combined water. The loss of density as temperature increased exceeds 100 °C is mostly caused by the loss of free moisture. However, this loss is not generally enough to cause substantial change in density. Therefore, the effect of temperature is insignificant. However, consideration should be taken to ambient values and can be assumed constant up

to 800 °C [15].

Mechanical properties of materials subjected to elevated temperatures are compulsory to determine structural response under fire. Comprehensive formulation is required to calculate deformations and displacements. However, to calculate load bearing capacity, more structured set of data should be employed. Considerably previous works were addressed to determine specific properties such as compressive strength of concrete and tensile strength of reinforcement steel at high temperatures.

It have been recognized that creep of concrete and relaxation of steel are much higher when exposed to elevated temperatures. Thus, the rate of loading applied in elevated temperature has enormously significant than at ambient conditions. The rate of heating performed to condition will also have significant affect to the results. The variation of temperature, duration and rate of heating will affect the concrete strength. High temperatures will result in concrete compressive strength reduction, disaggregation, spalling and cracking [1,16].

2.2. Concrete Building Model

Various research works have been carried out on the effect of high temperature on reinforced concrete building structures. Obviously, well design alone of the structure is not safe enough from fire damage. Equally important is the prevention of buildings from fire occurrence. Since concrete strength is directly affected to the elevated temperatures, increasing temperature and duration of fire will increase the amount of concrete damaged [17]. This paper presents a review of concrete building performance exposed to localized fire scenario.

Model of present analysis was seven-story reinforced concrete building at the laboratory of Building Research Establishment (BRE) in Cardington, UK [18]. The building was designed to European standard represented a commercial office building [19]. The completed concrete building was 25.20 m tall structure comprising 3 x 4 bays in plan, each square bay being 7.50 m x 7.50 m. The slab was constructed with nominally 250 mm thick flat floor slab supported by internal columns of 0.40 m x 0.40 m and external columns of 0.40 m x 0.25 m.

Constant cross-sections of the columns were applied through out of the building. Minimum reinforcement cover was 20 mm on the slabs and 40 mm on the columns. The building was constructed using normal-strength concrete for the floor slabs and high-strength concrete for the story columns and was designed to provide a minimum of 60 minutes fire resistance period.

All columns and floor slabs of the seven story building are modeled using 3D solid elements. The material properties were assumed that the structure has a concrete density of $\rho_c = 2450 \text{ kg/m}^3$, Young's modulus of $E_c = 32 \text{ GPa}$ (for room temperature) and Poisson's ratio $\nu = 0.2$. Reinforcement was not considered in the model. The applied loads of 3250 N/m² were acting on each floor. Temperature is

as an input parameter, which is defined at each node. The boundary conditions of the ground floor columns are assumed to be ideally fixed.

2.3. Finite Element Model

Preliminary calculation indicated that the planned compartment fire had an equivalent fire endurance of about 60 minutes. It was then decided to examine performance at 0, 15, 30, 45, and 60 minutes. However, when the 45 minutes result compare to the room temperature result of 0 minutes at 20 °C there was no significant difference. Therefore, the examination of 60 minutes alone has been taken to this investigation and will be discussed in the following discussion.

All columns and the first floor slab of the seven story building are modeled using 3D solid elements, while the slabs in other six floors are modeled using plate elements [20-22].

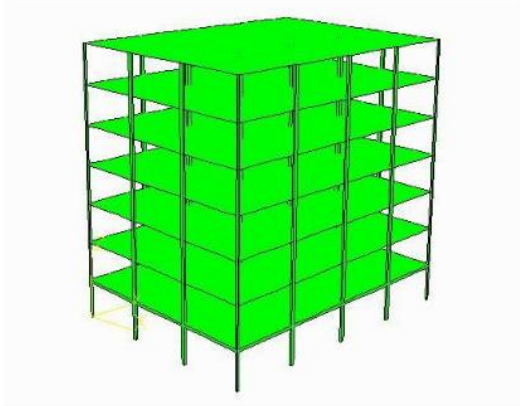


Figure 1. Seven story frame structure




Figure 2. Corresponding finite element mesh of the structure
The concrete frame structure and detailed element mesh

for the whole frame structure consist of 140 columns and 84 slabs. Figure 1 shows the seven-story frame structure and Figure 2 shows the corresponding finite element mesh of the structure.

2.4. Fire Compartment

Planned compartment fire had an equivalent fire endurance of around one hour. As explain in the previous discussion, at this duration it was then decided to examine performance at 60 minutes and assumed to have uniform temperature of 600 °C. In order to match the influence of temperature on Young's Modulus of concrete, the 0.375 reduction factor is applied [1].

The area fire compartment was 2 x 2 bays located at the ground floor. Location of fire compartment is shown in Figure 3.

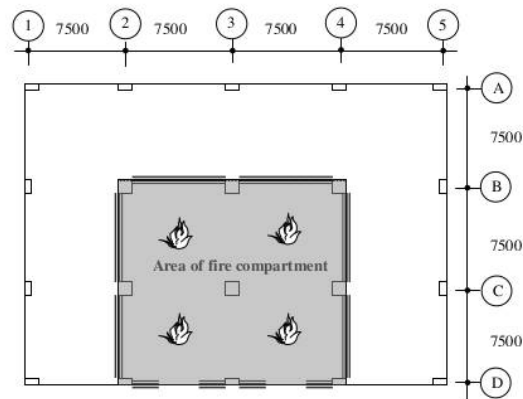


Figure 3. Area of fire compartment

2.3. Transient Analysis

Thermal strain during heating is a simple function of temperature and is not linier. This non linier behavior is in part due to chemical or physical change in the aggregates. The thermal expansion of concrete is dominated by thermal expansion of mineral aggregate.

When the exposure temperature is not high, the transient strain's affect may not be significant. Under concrete compression, however, it is important to consider transient strains in the analysis. In one hour under fire duration of present model, temperature in the fired compartment assumed to reach 600 °C is analyzed using ANSYS computer package [23].

Constitutive model employed in this analysis is simple constitutive model that can easily be incorporated into various commercial finite element analysis codes [24, 25]. They developed an empirical formula based on the plotted results of the average Young's modulus. Figure 4 shows the normalized stress-strain curve with transient strain included.

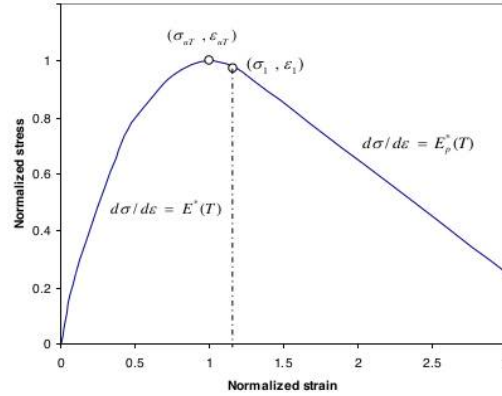


Figure 4. Normalized stress-strain curve with transient strain included

Temperature-dependent of Young's modulus in the elastic ranges suggested in (1) is applied.

$$E^*(T) = E_0 \exp\left[-\frac{(T - 20)^{0.65}}{25}\right] \quad (1)$$

Young's modulus in the plastic (2) range is recommended.

$$E_p^*(T) = E_0^- \exp[k_p (T - 20)^{2.15}] \quad (2)$$

Where: E_0 = initial Young's modulus,

$$E_0^- = -0.045 E_0, \text{ and } k_p = 10^{-6}.$$

3. Results and Discussion

Distribution of the stress and horizontal displacement (z-direction) of the structure are presented in Figures 5 and 6, respectively. Shown in Figure 5, as is expected, the maximum compressive stress is located at the bottom columns of the ground floor. The value of -21.02 MPa is found in which is close to the minimum principal stress. The stresses in horizontal direction perpendicular to the fire compartment (x-direction) and vertical (y) directions are not significant since the values of both directions of stresses are small compared to the z-direction stress.

Figs. 6a and 6b indicate that significant horizontal displacements are occurred to the heating slab by the movement of the floor slab due to thermal expansion. The horizontal movement of the slab caused maximum lateral displacement of 31.88 mm to the external columns of the

ground floor. The horizontal displacement of 7.67 mm is also found to the unexposed fire external column at the opposite side. This large lateral displacement is significant and cannot be ignored in design. On the other hand, vertical displacements of the structure are relatively low. The maximum vertical displacement of 8.52 mm is found in the middle of the concrete slab.

Analysis from the model indicated that high compressive forces generated in the slab caused by restraint and thermal expansion. The horizontal displacements of the floor slab were significant, but, the vertical displacements of the floor slab found very low.

The compressive membrane action on floor slab can only occur at low vertical displacements. Usually, the amount of displacement is less than half thickness of the slab and can only occur in horizontal flat slabs. Provided the slab of the model does not achieve vertical displacements greater than half of its depth, then the effect of compressive membrane action will substantially improve the load bearing capacity of the slab [3,26,27].

Even concrete floor slab extensively spalling and exposed some bottom reinforcing bars to fire, the slab may remain stable. The applied static load of the slab was supported by compressive membrane action when the sagging moment capacity of the slab was extremely decreased [3]. In this case the floor slabs were survived due to beneficial effect of compressive membrane action as seen in Figure 7.

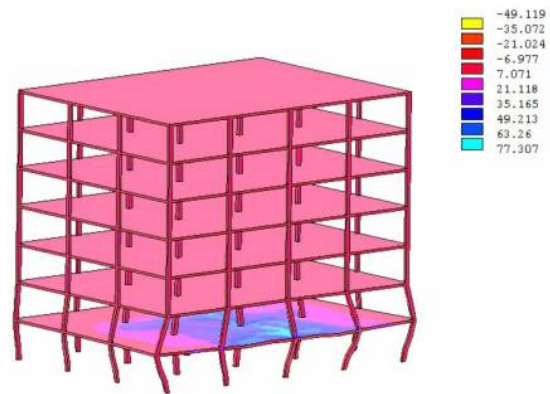


Figure 5. Distribution of the stress in horizontal (z) direction (MPa)

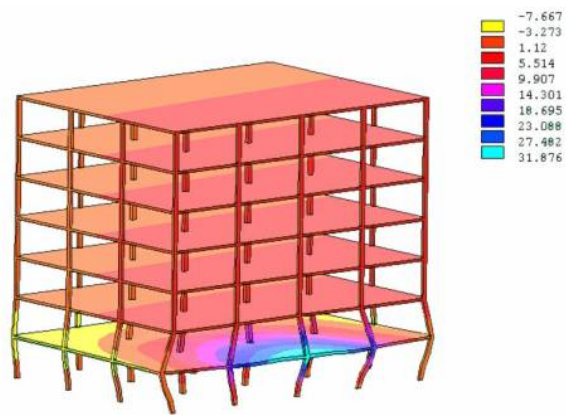


Figure 6a. Displacement of the structure in horizontal (z) direction (mm)

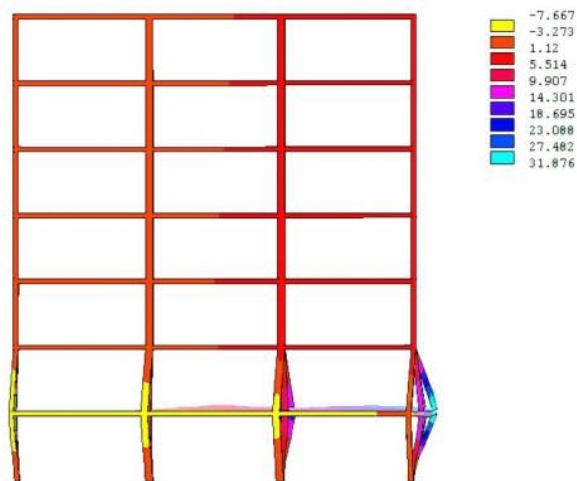


Figure 6b. Horizontal displacement of the structure viewing from the left side in 2D (mm)

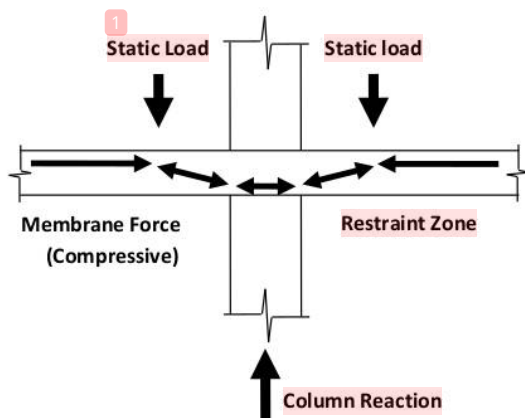


Figure 7. Compressive membrane actions

The European standard [14] does not require the actual displacement to be calculated explicitly in ambient conditions, but the standards recommend that the span/depth ratio should be satisfied. In this case, the beam span/depth ratio of 18.75, calculated from 7500/400, is satisfied. However, it should be noted that the significant displacements cannot be ignored.

Horizontal displacements caused by the floor slab's thermal expansion created additional moment to the external column. Previous failure of concrete structures has been identified as a result of this additional moment. Design engineers have to consider the behavior and ensure that the external columns have ability to accommodate the lateral displacement during fire.

4. Conclusions

Finite element model with transient strain analysis using ANSYS demonstrated reliable analysis for the performance of reinforced concrete structure subjected to fire. The results indicated that the current design methods are based on an incorrect model of structural behavior without considering the beneficial and detrimental effects of the complete structure.

- The current design codes and design methods do not accommodate the compressive membrane action of the heated floor slabs as a beneficial effect.
- The current design codes have also not accommodates additional moment to the external columns caused by large lateral displacements of heated floor slabs as a detrimental effect.
- Therefore, the development of advanced fire engineering analysis from the complete concrete structure behaviour is required rather than from individual member behaviour.

REFERENCES

- [1] J.A. Purkiss, "Fire Safety Engineering", in *Fire Safety Engineering Design of Structures* (2nd ed.), Oxford: Butterworth-Heinemann Elsevier, 2007, pp. 1-348.
- [2] The Institution of Structural Engineers, "Introduction to the fire safety engineering of structures", *IStructE London*, 2003, pp.1-60.
<https://www.istructe.org/resources/guidance/introduction-structural-fire-engineering/>
- [3] C. Bayley. "Holistic behaviour of concrete buildings in fire", *Proceedings of the Institution of Civil Engineers, Structures & Buildings*, vol. 152, no. 3, 199-212, 2002.
DOI: 10.1680/stbu.152.3.199.38988.
- [4] A. Akmaluddin, S. Murtiadi, B. Anshari, "Flexural stiffness of normal and sandwich reinforced concrete beam exposed to fire under fixed loading", *International Review of Civil Engineering (IRECE)*, vol. 11, no. 1, pp. 36-44, 2020.
DOI: 10.15866/irece.v11i1.17550.
- [5] V. Balagopal, V. Sambamurthy, "Performance evaluation of coir pith ash blended cement concrete exposed to elevated temperature", *Jurnal Teknologi, Material Sciences & Engineering*, vol. 82, no. 2, pp. 93-100, 2020.
DOI: <https://doi.org/10.11113/jt.v82.13851>.
- [6] S.V. Kumar, N. Suresh, "Study on the residual performance of RC beams exposed to processed temperatures and fire", *Journal of Structural Fire Engineering*, vol. 13, no. 3, pp. 269-292, 2022. <https://doi.org/10.1108/JSFE-08-2021-0051>.
- [7] S. Murtiadi, "Review of Indonesian standard for concrete building subjected to fire", *Procedia Engineering*, vol. 54, pp. 668-674, 2013.
<https://doi.org/10.1016/j.proeng.2013.03.061>.
- [8] BSN Indonesia, "SNI 1741-2008: Fire resistance of building structure components testing method for the prevention of fire hazards on concrete buildings", BSN, Jakarta, Indonesia, pp. 1-28, 2008.
<https://klinikkonstruksi.jogjaprovo.go.id/nspm/SNI%201741-2008.pdf>.
- [9] BSN Indonesia, "SNI 03-2847-2019: Design practical code of structural concrete for building construction", BSN, Jakarta, Indonesia, pp. 70-223, 2019.
https://www.academia.edu/60279832/SNI_2847_2019_Persyaratan_Beton_Struktural_Untuk_Bangunan_Gedung_1_1_.
- [10] C. Butean, B. Heghes, "Flexure behavior of a two layer reinforced concrete beam", *Procedia Manufacturing*, vol. 46, 110-115, 2020.
<https://doi.org/10.1016/j.promfg.2020.03.017>
- [11] V. Chakrawarthy, R.L. Jesuarulraj, S. Avudaiappan, D. Rajendren, M. Amran, P. Guindos, K. Roy, R. Fediuk, N.I. Vatin, "Effect of design parameters on the flexural strength of reinforced concrete sandwich beams", *Crystals*, vol. 12, no. 8, pp. 1-19, 2022.
<https://doi.org/10.3390/cryst12081021>.
- [12] A. Akmaluddin, S. Murtiadi, "Hybrid precast concrete column and sandwich concrete beam under static loading", *Procedia*

- Engineering, Elsevier, vol. 54, 286-298, 2013.
<https://doi.org/10.1016/j.proeng.2013.03.026>.
- [13] V.R. Kodur, "Properties of Concrete at High Temperatures", *ISRN Civil Engineering*, vol. 2, pp. 1-15, 2014.
 DOI: <http://dx.doi.org/10.1155/2014/468510>
- [14] U. Schneider, "Concrete at High Temperatures - A General Review", *Fire Safety Journal*, vol. 13, 55-68, 1988.
https://www.academia.edu/20211064/U_Schneider_concrete_2
- [15] M. Bastami, F. Aslani, M.E. Omran, "High-Temperature Mechanical Properties of Concrete", *International Journal of Civil Engineering*, vol. 8, no. 4, pp. 337-351, 2010.
<https://www.researchgate.net/publication/289178209>.
- [16] R. Qiao, Y. Guo, H. Zhou, H. Xi, "Explosive Spalling Mechanism and Modelling of Concrete Lining Exposed to Fire", *Materials MDPI*, vol. 15, no. 9, pp. 1-20, 2022.
 DOI: <https://doi.org/10.3390/ma115093131>
- [17] C.R. Ajmera, A.R. Mundhada, "Effect of High Temperatures on Concrete/ RCC: A Review", *International Journal of Engineering Research & Technology (IJERT)*, Vol. 7 Issue 03, March-2018, pp. 18-22.
 DOI: <http://dx.doi.org/10.17577/IJERTV7IS030036>
- [18] P. Chana, B. Price, "The Cardington fire test", *Concrete*, London, vol. 37, no. 1, pp. 28-33, 2003.
 DOI: https://www.researchgate.net/publication/293557974_The_cardington_fire_test.
- [19] Eurocode 2, "Design of concrete structures: general rules – structural fire design", European Committee for Standardization, Brussels, Part 1.2, 2002.
https://eurocodes.jrc.ec.europa.eu/sites/default/files/2021-12/BD_EN_1992-1-2_rev2.pdf.
- [20] S. Moaveni, "More ANSYS", in *Finite Element Analysis: Theory and Application with ANSYS*, (2nd ed.), Prentice Hall, 1999, pp. 216-255.
- [21] D. Tjitradi, E. Eliatun, S. Taufik, "3D ANSYS numerical modelling of reinforced concrete beam behavior under different collapsed mechanism", *International Journal of Mechanics and Applications*, vol. 7, no. 1, pp. 14-23, 2017.
 DOI: 10.5923/j.mechanics.20170701.02.
- [22] S. Taufik, E. Anggraini, I. Setiawan, "ANSYS numerical modeling of confined deep beam with highstrength concrete", *International Journal of Structural Glass and Advanced Materials Research*, vol. 4, no.1, pp. 41-55, 2020.
 DOI: 10.3844/sgamrsp.2020.41.55.
- [23] ANSYS, *Mechanical Tutorials (2021/R2)*, ANSYS Inc., Canonsburg, 2021.
<https://www.ansys.com/en-in/academic/learning-resources>.
- [24] L.Y. Li, J.A.Purkiss, "Stress-strain constitutive equations of concrete material at elevated temperatures", *Fire Safety Journal*, Elsevier, vol. 40, no. 7, pp. 669-686, 2005.
<https://doi.org/10.1016/j.firesaf.2005.06.003>.
- [25] R.T. Tenchev, L.Y. Li, J.A. Purkiss, "Finite element analysis of coupled heat and moisture transfer in concrete subjected to fire", *Numerical Heat Transfer Applications*, Taylor & Francis, Part A, vol. 39, no. 7, pp. 685-710, 2001.
 DOI: 10.1080/10407780152032839.
- [26] European Committee for Concrete, "The application of the yield-line theory to calculation of the flexural strength of slabs and flat-slab floor", *Information Bulletin, Cement and Concrete Association*, London, no. 35, pp. 1-180, 1962.
https://openlibrary.org/books/OL20177135M/Application_of_the_yieldline_theory_to_calculations_of_the_flexural_strength_of_slabs_and_flat-slab.
- [27] A.H. Nilson, D. Darwin, C.W. Dolan, "Yield line analysis for slabs", in *Design of Concrete Structures*, 14th ed., McGraw-Hill, 2010, pp. 497-517.

Performance of Concrete Building Structure Exposed to Localized Fire

ORIGINALITY REPORT

17%

SIMILARITY INDEX

10%

INTERNET SOURCES

14%

PUBLICATIONS

1%

STUDENT PAPERS

PRIMARY SOURCES

1	s3.amazonaws.com Internet Source	3%
2	Purkiss, . "Properties of materials at elevated temperatures", Fire Safety Engineering Design of Structures Third Edition, 2013. Publication	3%
3	C. Bailey. "Holistic behaviour of concrete buildings in fire", Proceedings of the Institution of Civil Engineers - Structures and Buildings, 2002 Publication	2%
4	Submitted to Universitas Brawijaya Student Paper	1%
5	S. Murtiadi. "Review of Indonesian Standard for Concrete Building Subjected to Fire", Procedia Engineering, 2013 Publication	1%
6	etd.hu.edu.et Internet Source	1%

7	www.civil.canterbury.ac.nz Internet Source	1 %
8	Mehmet M. Kose, Huseyin Temiz, Hanifi Binici. "Effects of fire on precast members: A case study", Engineering Failure Analysis, 2006 Publication	1 %
9	repository.ntu.edu.sg Internet Source	1 %
10	www.matec-conferences.org Internet Source	1 %
11	pure.hw.ac.uk Internet Source	<1 %
12	Submitted to Heriot-Watt University Student Paper	<1 %
13	www.ijert.org Internet Source	<1 %
14	Tom Lennon. "Fire engineering design of concrete structures", Thomas Telford Ltd., 2011 Publication	<1 %
15	elib.uni-stuttgart.de Internet Source	<1 %
16	ndl.ethernet.edu.et Internet Source	<1 %

17 Kim, Ji Hyeon, Seung Han Lee, Inyeol Paik, and Hae Sung Lee. "Reliability assessment of reinforced concrete columns based on the P-M interaction diagram using AFOSM", *Structural Safety*, 2015. <1 %
Publication

18 Murray Alexander Muspratt. "Stochastic methods for floor slab analysis", *Meccanica*, 1974 <1 %
Publication

19 journals.pan.pl <1 %
Internet Source

20 spiral.imperial.ac.uk <1 %
Internet Source

21 C.G. Bailey. "Membrane action of slab/beam composite floor systems in fire", *Engineering Structures*, 2004 <1 %
Publication

22 Li, L.-y.. "Stress-strain constitutive equations of concrete material at elevated temperatures", *Fire Safety Journal*, 200510 <1 %
Publication

23 theses.whiterose.ac.uk <1 %
Internet Source

23rd September 2022

Anthony Robinson
Editorial Assistant
revision.hrpub@gmail.com
Horizon Research Publishing, USA

Dear Anthony Robinson,

I would like to publish my manuscript to the Civil Engineering and Architecture journal under auspices of Horizon Research Publishing, USA. The detail of my manuscript:

- Manuscript ID : **14828773**
- Manuscript Title : **Performance of Concrete Building Structure Exposed to Localized Fire.**

In order to expedite the publication process, please find enclosed documents for consideration:

1. Revised paper
2. Similarity index
3. HRPUB Publication Agreement.

Since similarity index should be lower than 18% and similarity from a single source should not exceed 5%, the 17% similarity index of this revised paper and 3% maximum similarity from a single source are satisfy the requirement papers accepted for publication on HRPUB.

And, of course with my pleasure, I will also pay the Article Processing Charges after the manuscript is accepted for publication.

Thank you very much for your kind attention and consideration. I look forward to hearing from you.

Best regards,



Suryawan Murtiadi

aplikasi setoran/transfer/kliring/inkaso
deposit/transfer/clearing/collection form



Kepada PT Bank Mandiri (Persero) Tbk

tanggal date: 5/10/2022

harap dilakukan transaksi berikut please do this transaction

transaksi: setoran deposit TT RTGS SKNR kliring/inkaso clearing-collection Bank Draft bank draft

harap ditulis dengan huruf cetak please fill in with block letters

VALIDASI
validation 16117 1611757 1611701 26 19 05/10/2022 10:48:40 AM 4857
161-00-0053497-9 SURYAWAN MURTIADI TDR 7,940,250.00 DR
09-16117-0000654-02 USD 515.00 CR
1.0000000 15.350.0000000
PEMBAYARAN PENERBITAN JURNAL
TANGGAL EFEKTIF 05/10/2022
10

PENGIRIM (wajib diisi)
applicant

nasabah customer non nasabah walk in customer / WIC
NIK/ Paspor (WNA) 3372021807560001
ID number

Informasi pengirim
applicant information

perorangan individual perusahaan company pemerintah government

Status kependudukan
resident status

penduduk resident bukan penduduk non-resident

Nama
name

Suryawan Murtiadi

Alamat & nomor telepon
address & telephone number

Pernyata Sari Residen No 4, MATARAM

METODE TRANSAKSI (wajib diisi)
method of transaction

tunai cash debit rekening: 16110000534979 cek/bilyet giro cheque

Bank terkait draw bank	No rek/BG cheque number	Valuta currency	Nominal amount

Jumlah setoran/transfer/kliring/inkaso
deposit/transfer/clearing/collection amount

515 USD

Terbilang
in words

Lima ratus lima belas usd

PEKERIMA (wajib diisi)
beneficiary

perorangan individual perusahaan company pemerintah government

Status kependudukan
resident status

penduduk resident bukan penduduk non-resident

Nama
name

Horizon Research Publishing Co., Ltd

Nomor rekening
account number

33113742

Bank

Cathay bank

Alamat & telp penerima
beneficiary address & phone no

Jenis & Nomor Identitas
ID type & number

TUJUAN TRANSAKSI
purpose of transaction:
(wajib diisi)

Tabungan / investasi savings / investment Pembayaran payment Biaya hidup personal expenses
 Hibah / hadiah Grants / gifts Pembelian barang / jasa purchase of goods/services Donasi / iktifa donation

REMARKS TRANSAKSI
transaction remarks

Pembayaran Penerbitan journal

diisi oleh Bank filled out by the Bank

Jumlah transfer amount of transfer	
Komisil commission	
Biaya Pengiriman transfer PT Bank Mandiri Tbk	
Biaya koresponden PT Bank Mandiri Tbk	
Sub Total	
Kurs rate	
Total	

Pembelian dengan ini menyetujui syarat syarat dan ketentuan yang tercantum di balik formulir aplikasi ini
the applicant hereby accepts all terms and conditions stated by the reverse side of this application form

Pengekahan Bank bank's approval Terbilang tanda tangan pemohon applicant's signature
Okdianiyanti General Banker Alijan

FFD 079 Lumber 3 : untuk Nasabah

SUMBER DANA TRANSAKSI (wajib diisi)
source of fund

Gaji / penghasilan salary / income Tabungan / hasil investasi savings / investment Warisan inheritance Dana pemerintah Government funds
 Hibah / hadiah Grants / gifts Penjualan aset sale of assets Hasil usaha business proceeds Sumbangan contribution

BIAYA TRANSAKSI
transaction fee

Tunai cash Debit rekening: debit account

Biaya bank koresponden correspondent bank charge

Pengirim applicant Penerima beneficiary Lainnya others

diisi apabila pembawa formulir bukan Pengirim filled out if the bearer of this form is not the applicant

Nama name
Alamat & nomor telepon address & telephone number
NIK/ Paspor (WNA) ID number