



# The Adequacy of Antioxidant Intake of Pregnant Women in Artisanal Small-Scale Gold Mining in Encountering Pandemic Condition

Ardiana Ekawanti<sup>1,2(✉)</sup>, Suryani As'ad<sup>3</sup>, Rosdiana Natsir<sup>2</sup>, Husaini Umar<sup>4</sup>, Deasy Irawati<sup>5</sup>, Ima Arum Lestari<sup>6</sup>, and Lina Nurbaiti<sup>5</sup>

<sup>1</sup> Department of Biochemistry, Faculty of Medicine, University of Mataram, Mataram, Indonesia

ardiana.ekawanti@unram.ac.id

<sup>2</sup> Postgraduate Program of Medical Science, Faculty of Medicine, Universitas Hasanuddin, Makassar, Indonesia

<sup>3</sup> Department of Clinical Nutrition, Faculty of Medicine and Health Science, Muhammadiyah University, Makassar, Indonesia

<sup>4</sup> Department of Internal Medicine, Faculty of Medicine, Universitas Hasanuddin, Makassar, Indonesia

<sup>5</sup> Department of Public Health, Faculty of Medicine, University of Mataram, Mataram, Indonesia

<sup>6</sup> Department of Clinical Pathology, Faculty of Medicine, University of Mataram, Mataram, Indonesia

**Abstract. Background:** The antioxidant is a nutrient that is needed to encounter free radicals produced by internal metabolism and also from the environment. In artisanal small-scale gold mining areas, environmental pollution, particularly mercury, could be the source of the free radical agents. Besides pollution, they have to combat Sar-cov2 in pandemic conditions. Pregnant women in the ASGM area should have adequate antioxidant levels to avoid mercury intoxication and infection.

**Objective:** The objective of this research was to find out the adequacy of antioxidant intake of pregnant women in the ASGM areas.

**Method:** This research conducted a cross-sectional research design. A nutritional interview using 24-h food recall was performed and followed by a nutrisurvey analysis to reveal the antioxidant intake of pregnant women. 130s subject which has met the criteria were enrolled. The antioxidant adequacy was analyzed by the dietary value compared to recommended dietary allowance.

**Result:** The mean intake for vitamin A was 1023.01 µg, vitamin E was 6.61 mg, and vitamin C was 127.62 mg. While antioxidants from mineral derivate; Iron was 8.00 mg, Zinc was 4.25 mg, Copper was 0.99 mg, and Manganese was 4.70 mg. If the result compared to Indonesian nutritional adequacy, it was found that vitamin A met the nutritional adequacy, while other vitamins did not meet the adequacy. For minerals, Manganese was adequate, but other minerals did not meet the adequacy.

**Conclusion:** Antioxidant dietary intake of pregnant women in the ASGM area did not meet the nutritional adequacy level, except for vitamin A and Manganese. These levels were not sufficient to avoid mercury intoxication and infection.

**Keywords:** antioxidant dietary intake · artisanal small-scale gold mining · nutritional adequacy · pregnant women

## 1 Introduction

Vitamins and minerals are essential micronutrients needed for normal body function, for example, body fluid homeostasis, and for generating optimal metabolism since vitamins and minerals are building the holo-enzyme structure, providing optimal antioxidants and other important roles [1–3].

To perform their function, vitamins and minerals have to meet the requirement. Such kinds of conditions caused an increased need for vitamins and minerals. Pregnancy is a condition with a higher requirement of nutrients demanded compared to other periods of life since the mother has to fulfill the body's requirements and also for the fetus [4].

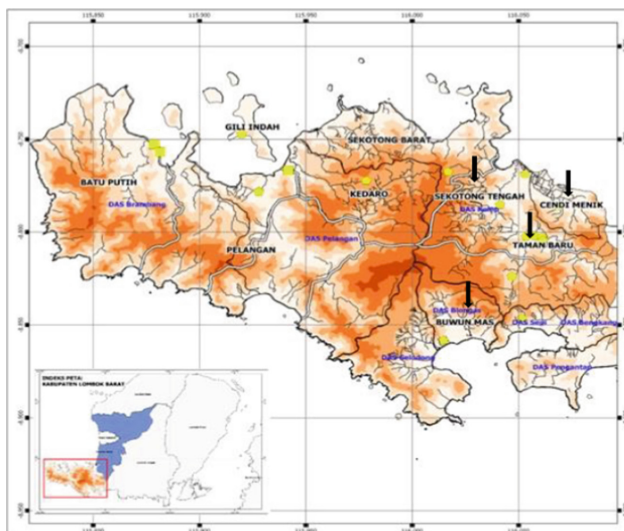
Women who lived in artisanal small-scale gold mining (ASGM) accepted two conditions nowadays that are pandemic situation and mercury exposure. Ekawanti et al. (2019) found that 58.82% of pregnant women who lived in the ASGM area in West Sumbawa had high mercury levels ( $\geq 5 \mu\text{g/L}$ ) [5]. In the previous study, Ekawanti and Krisnayanti (2015) demonstrated that high mercury concentration in urine (7–273.3  $\mu\text{g/L}$ ) and high mercury hair level ( $> 1\text{--}12.93 \mu\text{g/g}$ ) of gold miners and their families [6].

These conditions require a higher antioxidant capacity to avoid oxidative stress. Ekawanti et al. (2021) demonstrated that the antioxidants intake of school-age children in the ASGM areas did not meet recommended dietary allowance, and they were not adequate for facing mercury pollution [7]. Also, the study by Erol et al. (2021) showed that lower vitamin E increased elevated oxidative stress in the etiopathogenesis of COVID-19 and the relationship with composite adverse perinatal outcomes [8]. Chen et al. (2022) found that pregnant women in China have a daily intake of eggs and fish/shrimp below recommended ranges regardless of the pandemic severity [9].

The nutrition status of pregnant women in the ASGM areas during the pandemic situation is very important in managing dietary recommendations for health services to prevent the adverse effects of infection and mercury intoxication in pregnancy, so the study objective was to find out the adequacy of antioxidant intake of pregnant women in the ASGM areas in encountering pandemic situations.

## 2 Methods

This research was a community-based study. Data were collected by applying a cross-sectional design, that nutritional intake was taken in one period of time. A hundred person of subjects were enrolled as participants. All the participants must meet the inclusion criteria, which were pregnant women in the second and third semester period of the pregnancy who lived in an artisanal small-scale gold mining area for more than 6 months and agreed to participate by signing the informed consent form. The exclusion criteria should take out the pregnant women from their participation, that was, if the pregnant woman had hyperemesis, suffered from a thyroid disorder, and other severe



**Fig. 1.** Research's Location (Adaptation from Ministry of Environment and Forestry Map, 2021)

complications of her pregnancy. As many as 130s pregnant women were enrolled, more than minimal samples, namely 51 subjects.

This research was conducted from October 2021 until May 2022. The location of this study was in a subdistrict in West Lombok that was Sekotong – an artisanal small-scale gold mining area since 2008. The participants lived in four villages that were Cendi Manik, Sekotong Tengah, Taman Baru, and Buwun Mas. All the villages were mercury hotspot areas (Fig. 1).

The participants conducted a nutritional interview by enumerators and then filled out their daily intake in the form of a 24-h food recall. This interview was followed by nutrisurvey analysis to reveal the nutritional intake, including antioxidant intake. Nutritional intakes will be analyzed adequacy by comparing to a recommended dietary allowance of the Indonesian Ministry of Health and dietary requirements for the pandemic condition.

### 3 Results and Discussion

As many as 130s pregnant women who inhabit four villages in the Sekotong sub-district participated in this research. The location where the participant lived was the gold processing location. Characteristics of the subject were summarized in Table 1.

Table 1 shows that most participants or subjects were in the group of age 19–29 years old (56%) and in the period of pregnancy in the third trimester (61%). The nutritional status of the subjects was not suffered from protein energy malnutrition (82.8%). The intake of antioxidants was recapitulated as shown in Table 2.

Table 2 demonstrates the mean intake of pregnant women generally, for further analysis using recommended dietary allowance as the following figure:

**Table 1.** Characteristic of Subjects

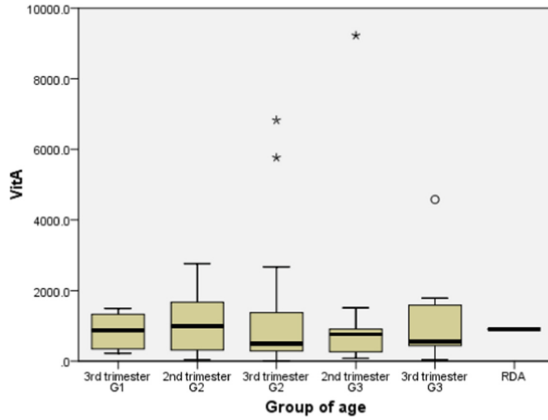
Characteristics	Percentage (%)
<b>Group of age</b>	
16–18 years old (G1)	8
19–29 years old (G2)	56
30–49 years old (G3)	36
<b>Period of pregnancy</b>	
Second trimester	39
Third trimester	61
<b>Nutritional status (upper arm circumference)</b>	
Chronic Protein and Energy Malnutrition (<23.5 cm)	17.2
Normal (>23.5 cm)	82.8

**Table 2.** Summary of Antioxidant Intake

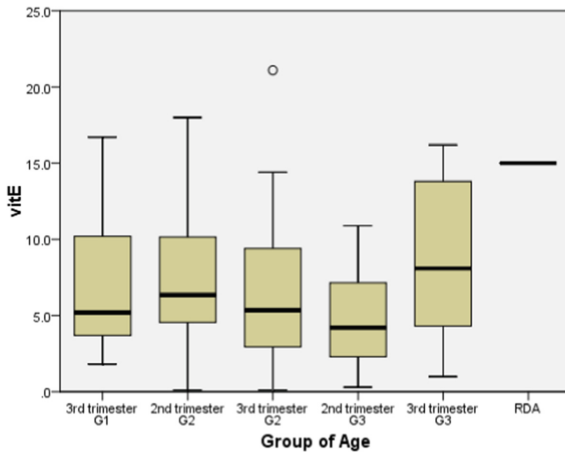
Antioxidant	Mean intake
Vitamin A (µg)	1023.01
Vitamin E (mg)	6.61
Vitamin C (mg)	127.62
Iron (mg)	8.00
Zinc (mg)	4.25
Copper (mg)	0.99
Manganese (mg)	4.70

Figure 2 indicates that the lowest intake of vitamin A was in the group age G1 (850.11 µg), lower than RDA (900.00 µg). The other group met the RDA value.

Figure 3 indicates that the lowest intake of vitamin E was in the group age G3 second trimester (4.76 mg), lower than RDA (15.00 mg). All groups did not meet the RDA value.

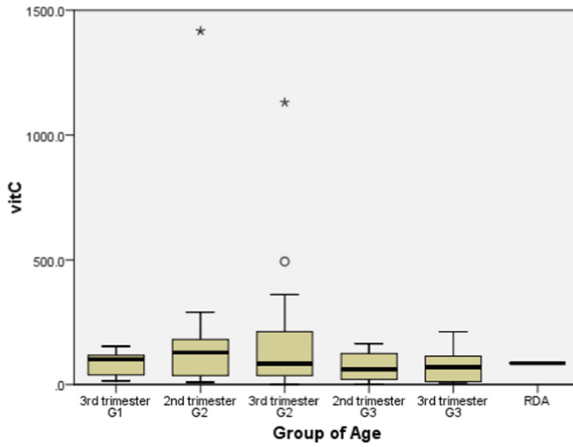


**Fig. 2.** Vitamin A dietary intake

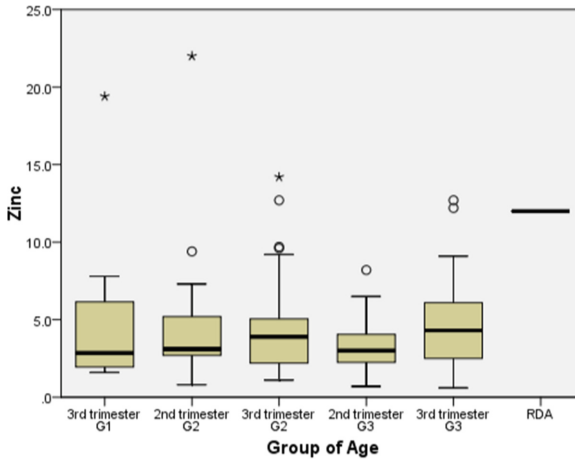


**Fig. 3.** Vitamin E dietary intake

Figure 4 shows that the lowest intake of vitamin C was the group of G3 second trimester (71.50 mg). Both periods of pregnancy in G3 have lower vitamin C intake compared to RDA (85 mg) (Fig. 5).



**Fig. 4.** Vitamin C intake



**Fig. 5.** Zinc dietary intake

The lowest Zinc intake was a group of G3 second trimester (3.33 mg). All groups did not meet the RDA value (12 mg) (Fig. 6).

Group G3's second trimester was the lowest intake of Copper (0.86 mg), while the RDA value was 0.9 mg, so all groups met the RDA value except group G3 (Fig. 7).

Intake for all group meet the RDA value (2.00 mg).

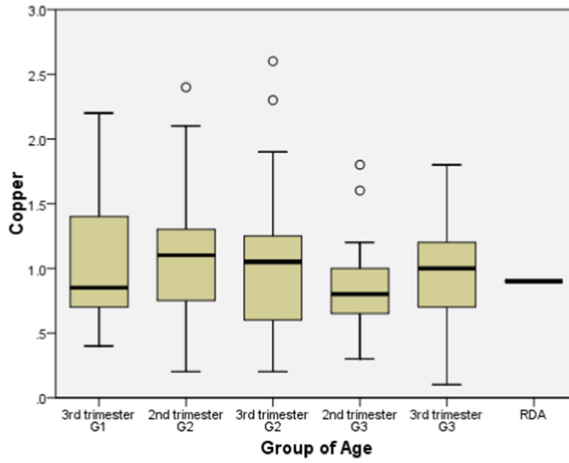


Fig. 6. Copper dietary intake

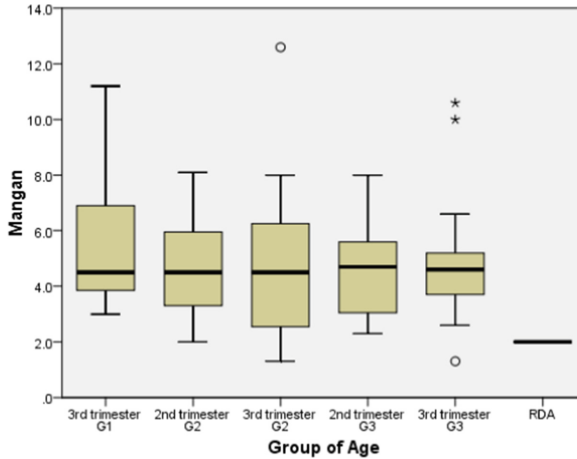


Fig. 7. Manganese dietary intake

## 4 Discussion

This study found that vitamins A and C met RDA values and also Copper and Manganese. This finding is parallel to Beringer et al. (2021), who found that Australian pregnant women’s dietary intake was lower than the nationally recommended intake [10]. Morris et al. (2016) revealed that pregnant women who have delivered outside Canada have a lower intake of iron and vitamin D than women who gave birth in Canada [11]. Ayesu et al. (2020) observed that some micronutrient intake of pregnant women in the Ashanti region of Ghana, namely iron, Zinc, and vitamin A were inadequate [12] Sukchan (2010) revealed that inadequate intake of protein and energy, as well as micronutrients in pregnant women in Thailand, the result is parallel with this study result. In parallel with

this result, Huybregts et al. (2009) found that the nutrition intake of pregnant women in Burkina Baso was inadequate [13, 14].

The pregnant women in this research were in the period of second and third trimesters of their pregnancy were included. The first trimester was excluded since the first trimester of pregnancy commonly has an eating disorder (hyperemesis). Huybregts (2009) found that nutrition intake was higher in the third trimester than first/second trimester. While Savard (2019) found that nutrition intake was stable throughout pregnancy. All nutritional requirement refers to the national RDA, except Copper refer to the RDA of the FDA [14–16].

Each nutrition has important in regulating the immune response. Vitamin C has a role in enhancing innate and adaptive immunity. Vitamin A regulates the activation of NK cells, regulates IL-2 and TNF  $\alpha$  production., While vitamin E enhances the cytotoxic activity of NK cells, suppresses Th2, and encounters free radicals. Zinc has a role in the signaling pathways of non-specific and specific immunity. Copper maintains the normal function of NK cells, macrophages, and other immune cells and is also a radical scavenger in inflammation. Manganese maintains cellular signaling in the immune cell and acts as an antioxidant in moderate concentration [16].

Consumption of 205 mg/d vitamin C reduced the incidence of influenza, while the mean intake of the population was 128.008 mg. This intake can not protect pregnant women from respiratory infections. Vitamin A intake needed to encounter covid 19 was 2840 IU, while the population intake was 3646 IU. The Vitamin E intake of the population was 9.86 IU, while the vitamin E needed to prevent morbidity of covid 19 was 75 IU. Zinc intake was 4.6 mg, and Zinc needed to reduce the risk of infection was 5.7 mg [18–20].

## 5 Conclusion

Consumption of dietary antioxidants of the pregnant women population in the ASGM area met the RDA for vitamin A, vitamin C, Copper, and Manganese. The dietary antioxidant intake did not meet the minimum requirement for preventing viral infection and mercury intoxication for almost all vitamins and minerals except for vitamin A.

**Acknowledgement.** This research and also this paper would not have been possible without the support of all midwives in Primary Health Care of Sekotong in general and particularly midwife in Cendi Manik, Sekotong Tengah, Taman Baru, Bengkang, and Blongas villages. Their enthusiasm and effort in collecting data from a very difficult and remote area in Sekotong so that we could publish the data in this paper. Many thankful.

## References

1. Wu, Q., Gao, Z., Yu, X., & Wang, P. (2022). Dietary regulation in health and disease. *Signal Transduction and Targeted Therapy*, 7(1) doi: <https://doi.org/10.1038/s41392-022-01104-w>
2. Hrubša, M., Siatka, T., Nejmanová, I., Vopršalová, M., Krčmová, L. K., Matoušová, K.,... Nexø, E. (2022) Biological properties of vitamins of the B-complex, part 1: Vitamins. *Nutrients*, 14(3), 484a. doi: <https://doi.org/10.3390/nu14030484>



3. Rodwell, Victor W. [et.al]. (2015). *Harper's illustrated biochemistry 30th edition* (30). New York: McGraw Hill.
4. Ma, X., Wu, L., Wang, Y., Han, S., Marwa M. El-Dalatony, Feng, F., Tao, Z., Yu, L. & Wang, Y. 2022, "Diet and human reproductive system: Insight of omics approaches", *Food Science & Nutrition*, vol. 10, no. 5, pp. 1368-1384.
5. Ekawanti, et al (2019), Analysis Risk Factor of Iodine Deficiency in ASGM Brang Rea West Sumbawa, Research Report, Mataram University
6. Ekawanti A, Krisnayanti BD. Effect of mercury exposure on renal function and hematological parameters among artisanal and small-scale gold miners at Sekotong, West Lombok, Indonesia. *Journal of Health and Pollution*. 2015 Dec;5(9):25-32.
7. Ekawanti A, Priyambodo S, Irawati D, Cholidah R. Evaluation of dietary antioxidant intake of school-age children in gold mining area Sekotong, West Lombok, Indonesia. In IOP Conference Series: Earth and Environmental Science 2021 Mar 1 (Vol. 712, No. 1, p. 012034). IOP Publishing.
8. Erol SA, Tanacan A, Anuk AT, Tokalioglu EO, Biriken D, Keskin HL, Moraloglu OT, Yazihan N, Sahin D. Evaluation of maternal serum afamin and vitamin E levels in pregnant women with COVID-19 and its association with composite adverse perinatal outcomes. *Journal of Medical Virology*. 2021 Apr;93(4):2350-8.
9. Chen H, Li H, Cao Y, Qi H, Ma Y, Bai X, Zhao Y, Wu L, Liu C, Wei J, Wang H, Jin Y, Wang Z, Zhu Y. Food Intake and Diet Quality of Pregnant Women in China During the COVID-19 Pandemic: A National Cross-Sectional Study. *Front Nutr*. 2022 Apr 5;9:853565. doi: <https://doi.org/10.3389/fnut.2022.853565>. PMID: 35479743; PMCID: PMC9037147.
10. Beringer M, Schumacher T, Keogh L, Sutherland K, Knox P, Herden J, Brown L, Rae K. Nutritional adequacy and the role of supplements in the diets of Indigenous Australian women during pregnancy. *Midwifery*. 2021 Feb 1;93:102886.
11. Morisset AS, Weiler HA, Dubois L, Ashley-Martin J, Shapiro GD, Dodds L, Massarelli I, Vigneault M, Arbuckle TE, Fraser WD. Rankings of iron, vitamin D, and calcium intakes in relation to maternal characteristics of pregnant Canadian women. *Applied Physiology, Nutrition, and Metabolism*. 2016;41(7):749-57.
12. Ayensu J, Annan R, Lutterodt H, Edusei A, Peng LS. Prevalence of anemia and low intake of dietary nutrients in pregnant women living in rural and urban areas in the Ashanti region of Ghana. *PLoS One*. 2020 Jan 24;15(1):e0226026.
13. Sukchan P, Liabsuetrakul T, Chongsuvivatwong V, Songwathana P, Sornsrivichai V, Kuning M. Inadequacy of nutrients intake among pregnant women in the deep south of Thailand. *BMC Public Health*. 2010 Dec;10(1):1-8
14. Huybregts LF, Roberfroid DA, Kolsteren PW, Van Camp JH. Dietary behaviour, food and nutrient intake of pregnant women in a rural community in Burkina Faso. *Maternal & child nutrition*. 2009 Jul;5(3):211-2
15. Savard C, Lemieux S, Carboneau É, Provencher V, Gagnon C, Robitaille J, Morisset AS. (2019). Trimester-Specific Assessment of Diet Quality in a Sample of Canadian Pregnant Women. *Int J Environ Res Public Health*. 16(3):311. doi: <https://doi.org/10.3390/ijerph16030311>. PMID: 30678329; PMCID: PMC6388152
16. Ministry of Health RI, Angka Kecukupan Gizi, 2019, Jakarta
17. Mitra S, Paul S, Roy S, Sutradhar H, Bin Emran T, Nainu F, Khandaker MU, Almalki M, Wilairatana P, Mubarak MS. Exploring the Immune-Boosting Functions of Vitamins and Minerals as Nutritional Food Bioactive Compounds: A Comprehensive Review. *Molecules*. 2022 Jan 16;27(2):555. doi: <https://doi.org/10.3390/molecules27020555>. PMID: 35056870; PMCID: PMC8779769.
18. Alagawany M, Attia YA, Farag MR, Elnesr SS, Nagadi SA, Shafi ME, Khafaga AF, Ohran H, Alaqil AA, Abd El-Hack ME. The strategy of boosting the immune system under the COVID-19 pandemic. *Frontiers in Veterinary Science*. 2021 Jan 8;7:570748.

19. Igor Trujillo-Mayol, María Guerra-Valle, Nidia Casas-Forero, M Madalena C Sobral, Olga Viegas, Julio Alarcón-Enos, Isabel Mplvo Ferreira, Olívia Pinho, Western Dietary Pattern Antioxidant Intakes and Oxidative Stress: Importance During the SARS-CoV-2/COVID-19 Pandemic, *Advances in Nutrition*, Volume 12, Issue 3, May 2021, Pages 670–681, <https://doi.org/10.1093/advances/nmaa171>
20. Alesci A, Pergolizzi S, Fumia A, Miller A, Cernigliaro C, Zaccone M, Salamone V, Mastrantonio E, Gangemi S, Pioggia G, Cicero N. Immune System and Psychological State of Pregnant Women during COVID-19 Pandemic: Are Micronutrients Able to Support Pregnancy?. *Nutrients*. 2022 Jan;14(12):2534.

**Open Access** This chapter is licensed under the terms of the Creative Commons Attribution-NonCommercial 4.0 International License (<http://creativecommons.org/licenses/by-nc/4.0/>), which permits any noncommercial use, sharing, adaptation, distribution and reproduction in any medium or format, as long as you give appropriate credit to the original author(s) and the source, provide a link to the Creative Commons license and indicate if changes were made.

The images or other third party material in this chapter are included in the chapter's Creative Commons license, unless indicated otherwise in a credit line to the material. If material is not included in the chapter's Creative Commons license and your intended use is not permitted by statutory regulation or exceeds the permitted use, you will need to obtain permission directly from the copyright holder.



# CERTIFICATE

PRESENTED TO

in recognition and appreciation of your contribution as

NiTRIC 2022  
NUSA TENGGARA INTERNATIONAL CONFERENCE ON CHEMISTRY

“Energizing research rewarding passion”  
Hotel Santika, Mataram, Lombok - Indonesia, July 28-29<sup>th</sup>, 2022

Dean of Faculty of Education and Teacher Training,  
University of Mataram



Prof. Dr. H. A. Wahab Jufri, M.Sc.  
NIP. 196212251987031001

Indonesian Chemical Society Branch Nusa Tenggara



Dr. rer. nat. Lalu Rudyat Telly Savalas  
NIP. 197506262003121002

Organized by







Ardiana Ekawanti <[ardiana.ekawanti@unram.ac.id](mailto:ardiana.ekawanti@unram.ac.id)>

---

## Abstract Successfully Submitted

1 pesan

---

The 1st NITRiC 2022 <[nitric@unram.ac.id](mailto:nitric@unram.ac.id)>  
Kepada: [ardiana.ekawanti@unram.ac.id](mailto:ardiana.ekawanti@unram.ac.id)

10 Juni 2022 20.34

Dear Participants,

We hope you are doing well. Thank you for your abstract submission into The 1st Nusa Tenggara International Conference on Chemistry 2022. Once the reviewing process is done, we will reach you out through email again.

Furthermore, we would like to remind you that All participants who are willing to attend the event should **attach the proof of payment on this page: <https://bit.ly/nitricpop>**. Kindly refer to the conference fee details [here](#). One participant is responsible for their own proof of payment that aligns with their participant category for the fee details. Failing to do so will affect a longer process for the system securing your spot. Moreover, it might hinder you from securing a spot at our conference.

Thank you for your cooperation.

Regards,  
The 2022 NiTRiC

Indonesian Chemical Society Branch Nusa Tenggara  
University of Mataram  
Indonesia

Contacts:  
<https://nitric.unram.ac.id/>  
Dr.rer.nat. Lalu Rudyat Tely Savalas, M.Si (Chairman) (+62) 878-7813-8831  
Bakhrul Ulum, M.Eng (Technical Support) (+62) 851-5669-5970  
[nitric@unram.ac.id](mailto:nitric@unram.ac.id)



Ardiana Ekawanti <[ardiana.ekawanti@unram.ac.id](mailto:ardiana.ekawanti@unram.ac.id)>

---

## Abstract Acceptance Letter

1 pesan

---

The 1st NITRIC 2022 <[nitric@unram.ac.id](mailto:nitric@unram.ac.id)>  
Kepada: [ardiana.ekawanti@unram.ac.id](mailto:ardiana.ekawanti@unram.ac.id)

12 Juni 2022 20.14

Dear Participants,

We hope you are doing well.

Firstly we would like to show our gratitude for submitting your work to our very first Nusa Tenggara International Conference on Chemistry 2022.

We have received many abstracts containing various interesting research topics in Chemistry since the moment we launched the 1st NITRIC Call of Paper. Furthermore, we are pleased to inform you that all abstracts submitted to NITRIC have been reviewed.

We are delighted to inform you that your abstract with details as follows:

- Title: The Adequacy of Antioxidant Intake of Pregnant Women in Artisanal Small Scale Gold Mining in Encountering Pandemic Condition
- Author(s): Ardiana Ekawanti, Suryani As'ad, Rosdiana Natsir, Husaini Umar, Ima Arum Lestarni, Deasy Irawati, Lina Nurbati

has been **accepted** to be presented at our Conference. **Congratulations!**

We also would like to remind you that All participants who are willing to attend the event should **attach their proof of payment** on **this page** <https://bit.ly/nitricpog> . Kindly refer to the conference fee details [here](#).

Furthermore, kindly refer to this page for full paper submission: <https://bit.ly/nitricfullsubmission>.

We are excited to welcome you to the Conference Days.

Have a good day.

The 1st NITRIC Committees

Electrochemistry and applications  
Materials and advanced materials  
Environmental chemistry and its aspects  
Reaction engineering and quality control  
Homogeneous and heterogeneous catalysis  
Renewable and sustainable energy  
Computational modelling and chemometric  
Chemical engineering and process  
Chemical Education and society

Full paper submission: [https://nitric.unram.ac.id/?page\\_id=14](https://nitric.unram.ac.id/?page_id=14)



Ardiana Ekawanti <ardiana.ekawanti@unram.ac.id>

---

## Publication of your paper from 1st NiTRIC Conference

2 pesan

---

The 1st NiTRiC 2022 <nitric@unram.ac.id>

31 Oktober 2022 18.27

Kepada: dningthias22@gmail.com, baiqayu.a.m@uinmataram.ac.id, neny.rasnyanti@gmail.com, budi.riza.putra@brin.go.id, arij mahmoud <arijmoh7321@gmail.com>, yunita@unram.ac.id, friscazahrona@gmail.com, mutiaardiilaa@gmail.com, Ardiana Ekawanti <ardiana.ekawanti@unram.ac.id>, fatimawali@unsrat.ac.id, rusnadi@chem.itb.ac.id

Cc: supriadi\_fkip@unram.ac.id, Arli Aditya Parikesit <arli.parikesit@i3l.ac.id>, David Tambaru <tambarud@student.unimelb.edu.au>, setopriyambodo@unram.ac.id, "Prof. Agus Abhi Purwoko" <agus\_ap@unram.ac.id>, wiwit@unib.ac.id, emmy\_yuanita@unram.ac.id, Fidelis Nitti <fnitti@staf.undana.ac.id>, nur.hasanah@fmipa.unila.ac.id, Sultanfakhrur@gmail.com, azhafransyah@gmail.com, RAHMAWATY R <rahmawaty.r21@students.unila.ac.id>, khaerurrozimuhammad@gmail.com, sucionizubair2021@gmail.com, ikawulandani@ub.ac.id, nurul.ismillayli@unram.ac.id, atikaqomaria93@gmail.com, nur.aciaa15@gmail.com, Saprizal Hadisaputra <rizal@unram.ac.id>, khusnulhotimahislami@gmail.com

Dear Authors

Dear 1st NiTRIC presenter,

Here I would like to update you with our publication plan. We have recently signed a publication contract with Springer Nature Atlantis Press, so that our proceedings will be published under Atlantis Press. The proceedings are indexed by Web of Science.

Should you be interested to publish your full paper in the proceedings of the 1st NiTRIC, please submit your full paper to the conference website or through the committee's email address.

The publication fee for each article will be IDR 2.000.000,-, paid upon acceptance of your article.

We expect you to send your full paper before November 10, 2022. As per contract, the publication is scheduled in January 2023.

Kind regards,

Dr. LR Telly Savalas

The 1st NiTRIC Chairman

---

Fatimawali . <fatimawali@unsrat.ac.id>

31 Oktober 2022 19.09

Kepada: The 1st NiTRiC 2022 <nitric@unram.ac.id>

Cc: Ardiana Ekawanti <ardiana.ekawanti@unram.ac.id>, Arli Aditya Parikesit <arli.parikesit@i3l.ac.id>, David Tambaru <tambarud@student.unimelb.edu.au>, Fidelis Nitti <fnitti@staf.undana.ac.id>, "Prof. Agus Abhi Purwoko" <agus\_ap@unram.ac.id>, RAHMAWATY R <rahmawaty.r21@students.unila.ac.id>, Saprizal Hadisaputra



Ardiana Ekawanti <[ardiana.ekawanti@unram.ac.id](mailto:ardiana.ekawanti@unram.ac.id)>

---

**Ardiana Ekawanti\_Fullpaper Nitric1st**

1 pesan

---

**Ardiana Ekawanti** <[ardiana.ekawanti@unram.ac.id](mailto:ardiana.ekawanti@unram.ac.id)>  
Kepada: The 1st NITRIC 2022 <[nitric@unram.ac.id](mailto:nitric@unram.ac.id)>

9 November 2022 16.23


Dear Nitric committee,

I would like to publish my paper in nitric's proceeding, so please, find the paper in the attachment.

I hope that our paper will review soon, we wait for the further news for our article. Thank you very much for this opportunity.

Best Regards,  
Ardiana Ekawanti

---

 **Fullpaper Nitric\_Ardiana Ekawanti.docx**  
574K



# The Adequacy Of Antioxidant Intake Of Pregnant Women In Artisanal Small Scale Gold Mining In Encountering Pandemic Condition

Ardiana Ekawanti<sup>1,2a</sup>, Suryani As'ad<sup>3,4</sup>, Rosdiana Natsir<sup>5</sup>, Husaini Umar<sup>6</sup>, Ima Arum Lestarini<sup>7</sup>, Deasy Irawati<sup>8</sup>, Lina Nurbaiti<sup>8</sup>

## Author Affiliations

- 1) *Departement of Biochemistry, Faculty of Medicine, University of Mataram, Mataram, Indonesia*
- 2) *Postgraduate Program of Medical Science, Faculty of Medicine Universitas Hasanuddin, Makassar, Indonesia*
- 3) *Departement of Clinical Nutrition , Faculty of Medicine and Health Science Muhammadiyah University, Makassar, Indonesia*
- 4) *Departement of Clinical Nutrition, Faculty of Medicine Universitas Hasanuddin,, Makassar, Indonesia*
- 5) *Departement of Biochemistry ,Faculty of Medicine, University of Mataram, Mataram, Indonesia*
- 6) *Departement of Internal Medicine ,Faculty of Medicine, Universitas Hasanuddin, Makassar, Indonesia*
- 7) *Departement of Clinical Pathology, Faculty of Medicine, University of Mataram, Mataram, Indonesia*
- 8) *Departement of Public Health ,Faculty of Medicine, University of Mataram, Mataram, Indonesia*

## Author Emails

- a) Corresponding author: [ardiana.ekawanti@unram.ac.id](mailto:ardiana.ekawanti@unram.ac.id)

**Abstract. Background.** The antioxidant is nutrient which is needed to encounter free radical produced by internal metabolism and also from the environment. In artisanal small scale gold mining areas, the environmental pollution particularly mercury could be the source of the free radical agents. Besides pollution, they have to combat Sar-cov2 in pandemic conditions. The pregnant women in the ASGM area should have an adequate antioxidant levels to avoid mercury intoxication and also infection.

**Objective.** The objective of this research was to find out the adequacy of antioxidant intake of pregnant women in the ASGM areas.

**Method.** This research conducted cross-sectional research design. A nutritional interview using 24-hours food recall was performed and followed by a nutrisurvey analysis to reveal the antioxidant intake of pregnant women. 130s subject which has met criteria were enrolled. The antioxidant adequacy was analyzed by the dietary value compared to recommended dietary allowance.

**Result.** The mean intake for vitamin A was 1023.01 µg, vitamin E was 6.61 mg, and vitamin C was 127.62 mg. While antioxidants from mineral derivate; Iron was 8.00 mg, Zinc was 4.25 mg, Copper was 0.99 mg and Manganese was 4.70 mg. If the result compared to Indonesian nutritional adequacy, it was found that vitamin A meet the nutritional adequacy, while other vitamins did not meet the adequacy. For minerals, Manganese was adequate but other minerals did not meet the adequacy.

**Conclusion.** Antioxidant dietary intake of pregnant women in ASGM area did not meet the nutritional adequacy level, except for vitamin A and Manganese. These levels were not sufficient to avoid mercury intoxication and infection.

**Keywords:** antioxidant dietary intake, artisanal small scale gold mining, nutritional adequacy, pregnant women.

## INTRODUCTION

Vitamins and minerals were essential micronutrients needed for normal body function, for example, body fluid homeostasis, and for generating optimal metabolism, since vitamins and minerals are building the holo-enzyme structure; providing optimal antioxidants and other important roles. <sup>(1,2,3)</sup>

To perform their function vitamins and minerals have to meet the requirement. Such kinds of conditions caused an increased need of vitamins and minerals. Pregnancy is a condition with a higher requirement of nutrients demanded compared to another periods of life since the mother has to fulfill the body's requirement and also for the fetus. <sup>(4)</sup>

Women who lived in artisanal small-scale gold mining (ASGM) accepted two conditions nowadays that are pandemic situation and mercury exposure. Ekawanti et al, (2019) found that 58.82 % of pregnant women who lived in the ASGM area in West Sumbawa has high mercury levels ( $\geq 5 \mu\text{g/L}$ ). <sup>(5)</sup> In the study before Ekawanti and Krisnayanti (2015) demonstrated that high mercury concentration in urine (7-273.3  $\mu\text{g/L}$ ) and high mercury hair level ( $>1 - 12.93 \mu\text{g/g}$ ) of gold miners and their families. <sup>(6)</sup>

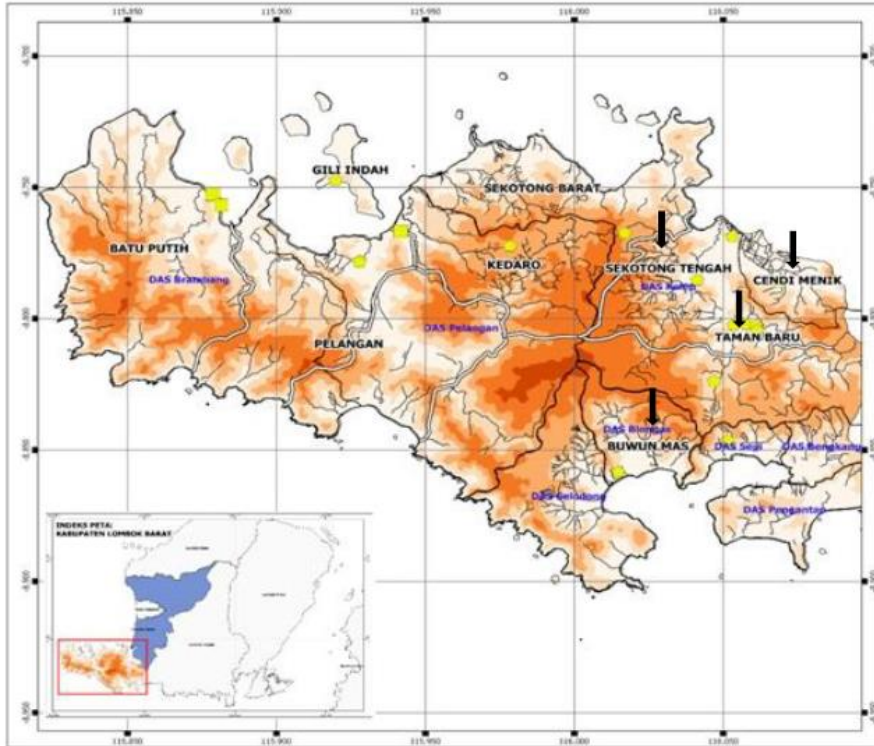
These conditions require the higher antioxidants capacity to avoid oxidative stress. Ekawanti, et al (2021) demonstrated that the antioxidants intake of school-age children in the ASGM areas did not meet recommended dietary allowance and they were not adequate for facing mercury pollution. <sup>(7)</sup> Also, the study by Erol, et al (2021) showed that lower vitamin E increased elevated oxidative stress in the etiopathogenesis of COVID-19 and the relationship with composite adverse perinatal outcomes. <sup>(8)</sup> Chen, et al (2022) found in pregnant women in China have a daily intake of eggs and fish/shrimp was below recommended ranges regardless of the pandemic severity. <sup>(9)</sup>

Nutrition status of pregnant women in the ASGM areas during the pandemic situation is very important in managing dietary recommendations for health services to prevent the adverse effects of infection and mercury intoxication in pregnancy. So that the study objective was to find out the adequacy of antioxidant intake of pregnant women in the ASGM areas in encountering a pandemic situations.

## METHOD

This research was a community-based study. Data were collected by applying a cross-sectional design, that was nutritional intake was taken in one period of time. A hundred person of subjects were enrolled as participants. All the participants must meet the inclusion criteria which were pregnant women in the second and third semester period of the pregnancy who lived in artisanal small-scale gold mining area for more than 6 months and agreed to participate by signing the informed consent form. The exclusion criteria should take out the pregnant women from their participation, that was if the pregnant woman had hyperemesis, suffered from a thyroid disorder, and other severe complication of her pregnancy. As many as 130s pregnant women were enrolled, more than minimal samples namely 51 subjects.

This research was conducted from October 2021 until May 2022. The location of this study was in a subdistrict in West Lombok that was Sekotong – an artisanal small-scale gold mining area since 2008. The participants lived in four villages that were Cendi Manik, Sekotong Tengah, Taman Baru and Buwun Mas, all the village was mercury hotspot area.



**FIGURE 1.** Research's Location (Adaptation from Ministry of Environment and Forestry Map, 2021)

The participants conducted a nutritional interview by enumerators and then filled out their daily intake in the form of a 24-hour food recall. This interview was followed by nutrisurvey analysis to reveal the nutritional intake including antioxidant intake. Nutritional intakes will be analyzed adequacy by comparing to a recommended dietary allowance of the Indonesian Ministry of Health and dietary requirements for the pandemic condition.

## RESULT

As many as 130s pregnant women who inhabit four villages in Sekotong sub-district participated in this research. The location where the participant lived was the gold processing location. Characteristics of the subject were summarized as followed:

**TABLE 1.** Characteristic of subjects

Characteristics	Percentage (%)
<b>Group of age</b>	
16-18 years old (G1)	8
19-29 years old (G2)	56
30-49 years old (G3)	36
<b>Period of pregnancy</b>	
Second trimester	39
Third trimester	61
<b>Nutritional status (upper arm circumference)</b>	
Chronic Protein and Energy Malnutrition (<23.5 cm)	17.2
Normal (>23.5 cm)	82.8

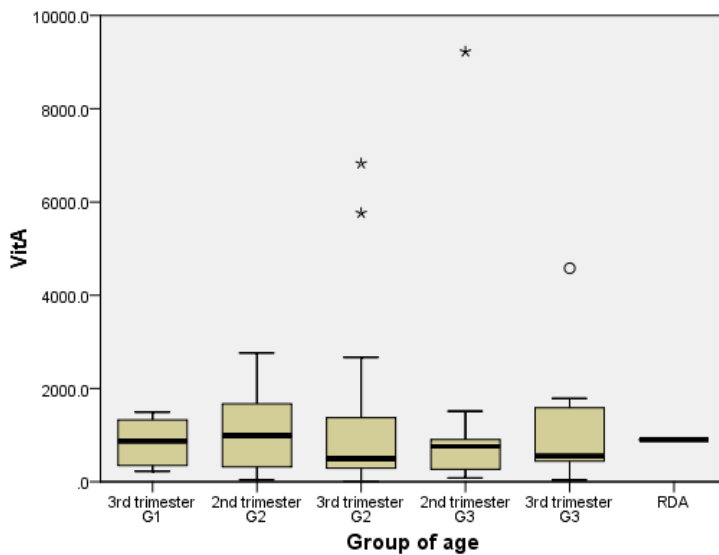
Table 1 show that most participants or subjects were in the group of age 19-29 years old (56 %) and in the period of pregnancy the third trimester (61 %). Nutritional status of the subjects were not suffered from protein energy malnutrition (82.8 %)

Intake of antioxidants were recapitulated as followed:

**TABLE 2.** summary of antioxidant intake

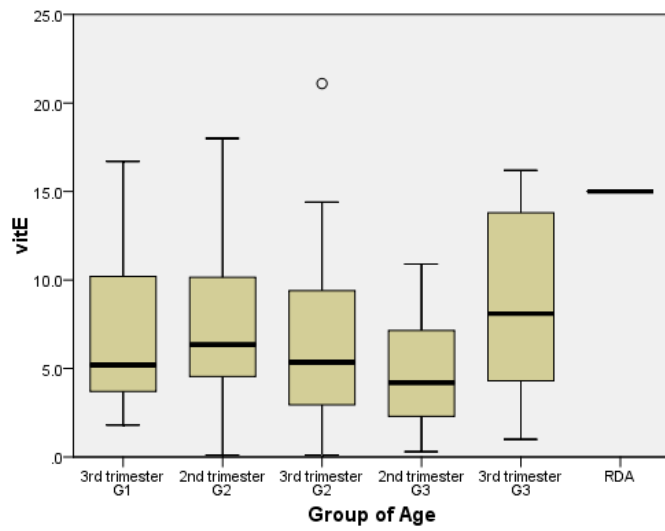
Antioxidant	Mean intake
Vitamin A (µg)	1023.01
Vitamin E (mg)	6.61
Vitamin C (mg)	127.62
Iron (mg)	8.00
Zinc (mg)	4.25
Copper (mg)	0.99
Manganese (mg)	4.70

Table 2 demonstrated mean intake of pregnant women generally, for further analyzed using recommended dietary allowance as figure below:



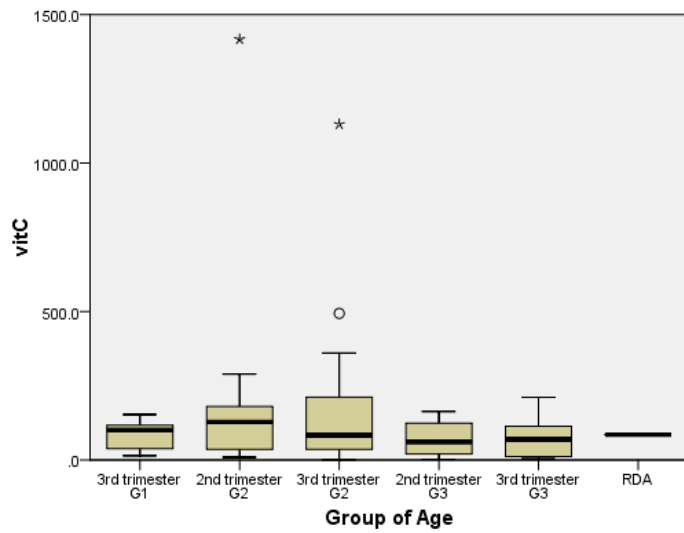
**FIGURE 2.** Vitamin A dietary intake

Figure 1 indicated that the lowest intake of vitamin A was in the group age G1 (850.11 µg) , lower than RDA (900.00 µg). The other group met RDA value.



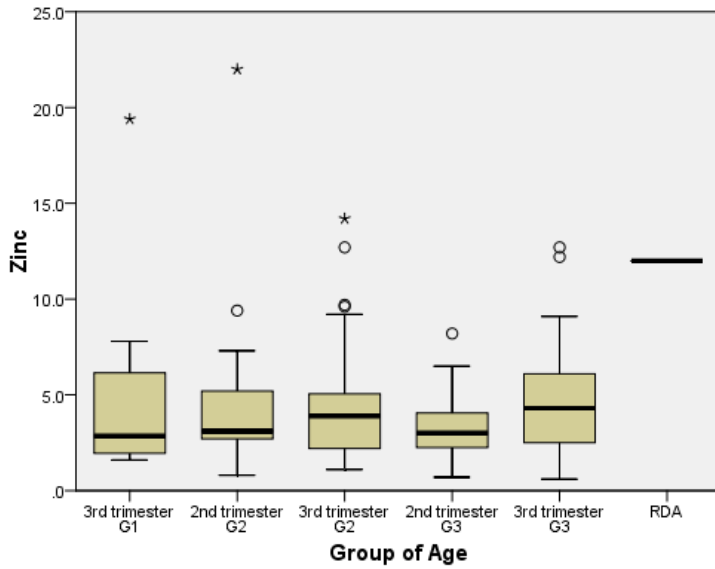
**FIGURE 3.** Vitamin E dietary intake

Figure 1 indicated that the lowest intake of vitamin E was in the group age G3 second trimester (4.76 mg) , lower than RDA (15.00 mg). All group did not met RDA value.



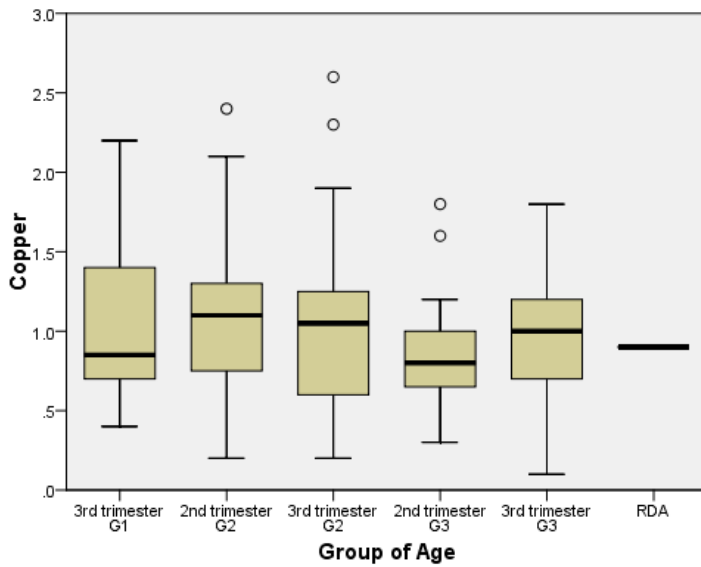
**FIGURE 4.** Vitamin C intake

Figure 3 showed that the lowest intake of vitamin C was the group of G3 second trimester (71.50 mg). Both period of pregnancy in G3 have lower vitamin C intake compared to RDA (85 mg)



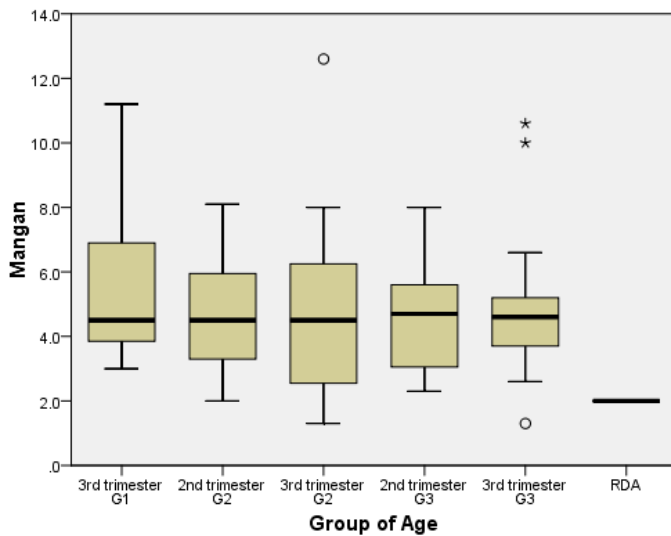
**FIGURE 5.** Zinc dietary intake

The lowest Zinc intake was group of G3 second trimester (3.33 mg). All group did not meet RDA value (12 mg).



**FIGURE 6.** Copper dietary intake

Group G3 second trimester was the lowest intake for copper (0.86 mg), while RDA value was 0.9 mg, so that all group meet RDA value except group G3.



**FIGURE 7.** Manganese dietary intake

Intake for all group meet RDA value (2.00 mg)

## DISCUSSION

This study found that vitamin A and C met RDA values and also Copper and Manganese. This finding is parallel to Beringer, et al (2021) who found that Australian pregnant women's dietary intake was lower than the national recommended intake.<sup>(10)</sup> Morriset, et al (2016), revealed that pregnant women which have delivered outside Canada have a lower intake of iron and vitamin D than women who gave birth in Canada.<sup>(11)</sup> Ayesu, et al (2020), observed that some micronutrient intake of pregnant women in Ashanti region of Ghana namely iron, zinc, and vitamin A were inadequate.<sup>(12)</sup> Sukchan (2010) revealed that inadequate intake of protein and energy, as well as micronutrients in pregnant women in Thailand, the result is parallel with this study result. In parallel with this result, Huybregts et al (2009) found that the nutrition intake of pregnant women in Burkina Baso was inadequate.<sup>(13,14)</sup>

The pregnant women in this research were in the period of the second and third trimesters of their pregnancy were included, the first trimester was excluded since the first trimester of pregnancy commonly has an eating disorders (hyperemesis). Huybregts (2009) found that nutrition intake was higher in the third trimester than first/second

trimester. While Savard (2019) found that nutrition intake were stable throughout pregnancy. All nutritional requirement refer to the national RDA, except Copper refer to the RDA of the FDA.<sup>(14,15,20)</sup>

Each nutrition has important in regulating the immune response. Vitamin C has a role in enhancing innate and adaptive immunity. Vitamin A regulates the activation of NK cells, regulates IL-2 and TNF  $\alpha$  production., While vitamin E enhances the cytotoxic activity of NK cells, suppressed Th2 and encounters free radicals. Zinc has a role in the signaling pathways of non-specific and specific immunity. Copper maintains the normal function of NK cells, macrophage, and other immune cell and is also a radical scavenger in inflammation. Manganese maintains cellular signaling in the immune cell, and acts as an antioxidant in moderate concentration.<sup>(16)</sup>

Consumption of 205 mg/d vitamin C reduced the incidence of influenza, while the mean intake of the population was 128.008 mg, this intake can not protect pregnant women from a respiratory infection. Vitamin A intake needed to encounter covid 19 was 2840 IU while the population intake was 3646 IU. Vitamin E intake of the population was 9.86 IU while vitamin E needed to prevent morbidity of covid 19 was 75 IU. Zinc intake was 4.6 mg, and zinc needed to reduce the risk of infection was 5.7 mg.<sup>(17,18,19)</sup>

## CONCLUSION

Consumption of dietary antioxidant of the pregnant women population in the ASGM area met the RDA for vitamin A, vitamin C, copper and Manganese. The dietary antioxidants intake did not met the minimum requirement for preventing viral infection and mercury intoxication for almost all vitamins and minerals, except for vitamin A.

## ACKNOWLEDGMENTS

This research and also this paper would not have been possible without support of all midwives in Primary Health Care Sekotong in general and particularly midwife in Cendi Manik, Sekotong Tengah, Taman Baru, Bengkang and Blongas villages. Their enthusiasm and effort in collecting data from very difficult and remote area in Sekotong, so that we could publish the data in this paper. Many thankful

## REFERENCES

1. Wu, Q., Gao, Z., Yu, X., & Wang, P. (2022). Dietary regulation in health and disease. *Signal Transduction and Targeted Therapy*, 7(1) doi:https://doi.org/10.1038/s41392-022-01104-w
2. Hrubša, M., Siatka, T., Nejmanová, I., Vopršalová, M., Krčmová, L. K., Matoušová, K., . . . Nexø, E. (2022). Biological properties of vitamins of the B-complex, part 1: Vitamins. *Nutrients*, 14(3), 484 doi:https://doi.org/10.3390/nu14030484
3. Rodwell, Victor W. [et.al]. (2015). *Harper's illustrated biochemistry 30th edition* (30). New York: McGraw Hill.
4. Ma, X., Wu, L., Wang, Y., Han, S., Marwa M. El-Dalatony, Feng, F., Tao, Z., Yu, L. & Wang, Y. 2022, "Diet and human reproductive system: Insight of omics approaches", *Food Science & Nutrition*, vol. 10, no. 5, pp. 1368-1384.
5. Ekawanti, et al (2019), Analysis Risk Factor of Iodine Deficiency in ASGM Brang Rea West Sumbawa, Research Repot, Mataram University
6. Ekawanti A, Krisnayanti BD. Effect of mercury exposure on renal function and hematological parameters among artisanal and small-scale gold miners at Sekotong, West Lombok, Indonesia. *Journal of Health and Pollution*. 2015 Dec;5(9):25-32.
7. Ekawanti A, Priyambodo S, Irawati D, Cholidah R. Evaluation of dietary antioxidant intake of school-age children in gold mining area Sekotong, West Lombok, Indonesia. *INOP Conference Series: Earth and Environmental Science* 2021 Mar 1 (Vol. 712, No. 1, p. 012034). IOP Publishing.
8. Erol SA, Tanacan A, Anuk AT, Tokalioglu EO, Biriken D, Keskin HL, Moraloglu OT, Yazihan N, Sahin D. Evaluation of maternal serum afamin and vitamin E levels in pregnant women with COVID-19 and its association with composite adverse perinatal outcomes. *Journal of Medical Virology*. 2021 Apr;93(4):2350-8.
9. Chen H, Li H, Cao Y, Qi H, Ma Y, Bai X, Zhao Y, Wu L, Liu C, Wei J, Wang H, Jin Y, Wang Z, Zhu Y. Food Intake and Diet Quality of Pregnant Women in China During the COVID-19 Pandemic: A National



Cross-Sectional Study. *Front Nutr.* 2022 Apr 5;9:853565. doi: 10.3389/fnut.2022.853565. PMID: 35479743; PMCID: PMC9037147.

10. Beringer M, Schumacher T, Keogh L, Sutherland K, Knox P, Herden J, Brown L, Rae K. Nutritional adequacy and the role of supplements in the diets of Indigenous Australian women during pregnancy. *Midwifery.* 2021 Feb 1;93:102886.
11. Morisset AS, Weiler HA, Dubois L, Ashley-Martin J, Shapiro GD, Dodds L, Massarelli I, Vigneault M, Arbuckle TE, Fraser WD. Rankings of iron, vitamin D, and calcium intakes in relation to maternal characteristics of pregnant Canadian women. *Applied Physiology, Nutrition, and Metabolism.* 2016;41(7):749-57.
12. Ayensu J, Annan R, Lutterodt H, Edusei A, Peng LS. Prevalence of anaemia and low intake of dietary nutrients in pregnant women living in rural and urban areas in the Ashanti region of Ghana. *PLoS One.* 2020 Jan 24;15(1):e0226026.
13. Sukchan P, Liabsuetrakul T, Chongsuvivatwong V, Songwathana P, Sornsrivichai V, Kuning M. Inadequacy of nutrients intake among pregnant women in the deep south of Thailand. *BMC Public Health.* 2010 Dec;10(1):1-8
14. Huybregts LF, Roberfroid DA, Kolsteren PW, Van Camp JH. Dietary behaviour, food and nutrient intake of pregnant women in a rural community in Burkina Faso. *Maternal & child nutrition.* 2009 Jul;5(3):211-2
15. Savard C, Lemieux S, Carbonneau É, Provencher V, Gagnon C, Robitaille J, Morisset AS. (2019). Trimester-Specific Assessment of Diet Quality in a Sample of Canadian Pregnant Women. *Int J Environ Res Public Health.* 16(3):311. doi: 10.3390/ijerph16030311. PMID: 30678329; PMCID: PMC6388152
16. Mitra S, Paul S, Roy S, Sutradhar H, Bin Emran T, Nainu F, Khandaker MU, Almalki M, Wilairatana P, Mubarak MS. Exploring the Immune-Boosting Functions of Vitamins and Minerals as Nutritional Food Bioactive Compounds: A Comprehensive Review. *Molecules.* 2022 Jan 16;27(2):555. doi: 10.3390/molecules27020555. PMID: 35056870; PMCID: PMC8779769.
17. Alagawany M, Attia YA, Farag MR, Elnesr SS, Nagadi SA, Shafi ME, Khafaga AF, Ohran H, Alaql AA, Abd El-Hack ME. The strategy of boosting the immune system under the COVID-19 pandemic. *Frontiers in Veterinary Science.* 2021 Jan 8;7:570748.
18. Igor Trujillo-Mayol, María Guerra-Valle, Nidia Casas-Forero, M Madalena C Sobral, Olga Viegas, Julio Alarcón-Enos, Isabel Mplvo Ferreira, Olívia Pinho, Western Dietary Pattern Antioxidant Intakes and Oxidative Stress: Importance During the SARS-CoV-2/COVID-19 Pandemic, *Advances in Nutrition*, Volume 12, Issue 3, May 2021, Pages 670–681, <https://doi.org/10.1093/advances/nmaa171>
19. Alesci A, Pergolizzi S, Fumia A, Miller A, Cernigliaro C, Zacccone M, Salamone V, Mastrantonio E, Gangemi S, Pioggia G, Cicero N. Immune System and Psychological State of Pregnant Women during COVID-19 Pandemic: Are Micronutrients Able to Support Pregnancy?. *Nutrients.* 2022 Jan;14(12):2534.
20. Ministry of Health RI, Angka Kecukupan Gizi, 2019, Jakarta