

Radiosensitivity and Seedling Growth of Several Genotypes of Paddy Rice Mutants Irradiated with Gamma Rays at Different Doses

by Ni Wayan Sri Suliartini

Submission date: 02-Apr-2023 09:02PM (UTC-0500)

Submission ID: 2054012365

File name: Radiosensitivity_and_Seedling_Growth_of_Several_1.pdf (204.14K)

Word count: 3731

Character count: 19512

Radiosensitivity and Seedling Growth of Several Genotypes of Paddy Rice Mutants Irradiated with Gamma Rays at Different Doses

Ni Wayan Sri Suliartini, W. Wangiyana*, I.G.P.M. Aryana, A.A.K. Sudharmawan

3

Department of Agronomy, Faculty of Agriculture, University of Mataram, Mataram, NTB, Indonesia

*Corresponding author

29

Received: 12 Nov 2020; Received in revised form: 01 Dec 2020; Accepted: 12 Dec 2020; Available online: 26 Dec 2020

©2020 The Author(s). Published by AI Publications. This is an open access article under the CC BY license

<https://creativecommons.org/licenses/by/4.0/>

Abstract— Researchers use mutation induction in rice to create high genetic diversity. The basic population with high genetic diversity will facilitate the selection process for the desired good characters. This study aimed to determine the optimal dose that induces the highest genetic diversity in four lowland rice genotypes. The research materials were four genotypes of lowland rice, namely “G10”, “G16”, “Baas Selem”, and “Inpago Unram-1”. Gamma irradiation was carried out at the Center for Isotope and Radiation Application (PAIR) BATAN. Each genotype was irradiated at doses of 200, 300, 400 and 500 Gy. The seeding is done in the glasshouse of the Faculty of Agriculture, University of Mataram. Observations were made on the number of growing seeds, plant height and number of leaves. The LD50 value was determined based on the results of the regression analysis of the number of growing seeds at the four irradiation doses plus control (0 Gy). The results indicated that (1) the numbers of growing seeds decreased as the doses of gamma irradiation increased, (2) the LD50 value of the four rice genotypes ranged from 264 to 518 Gy, (3) the optimal dose of gamma ray irradiation for G10, G16, Baas Selem, and Inpago Unram-1 were 264 Gy, 398 Gy, 316 Gy and 518 Gy, respectively. (4) Among the four rice genotypes tested, “G10” mutant was the most sensitive to gamma ray irradiation, whereas “Inpago Unram-1” mutant was the least sensitive genotype.

Keywords— Irradiation, paddy rice, gamma ray, sensitivity, LD50.

47

I. INTRODUCTION

Rice is one of the main carbohydrate producing crops in the world, especially in Asia, and most of the Asian population consumes rice as a staple food [1]. The Asian continent also produces 90% of the world's rice needs. The increasing number of world population causes rice production to be increased to meet food needs [2]. The United Nations estimates that by 2030 it will grow to reach 8.5 billion people and by 2050 it will reach 10.6 billion people. This will be a problem that will threaten the fulfillment of proper food needs. Therefore, all efforts for increasing rice production worldwide need to be prepared before this food and population problems come.

Various programs have been done to increase rice production. Increased production can be pursued, among others, through the use of new high yielding varieties [3-

8], better cultivation techniques [2, 9], increasing planting intensity [10] and opening of new rice planting areas [11]. By invention of new early-maturity, high-yielding varieties, especially IR5 and IR8 through plant breeding programs done by IRRI in the 1960s, world rice production increased dramatically [12].

One of the initial steps of plant breeding programs that can be used to genetically improve productivity and/or quality of crops is induction of mutations in seeds and other planting materials using both physical and chemical mutagenesis [13]. Liu *et al.* [14] and Efendi *et al.* [15] stated that induction of mutation in order to improve the agronomic characters of crops can be done through the application of gamma ray irradiation. Mutations can produce populations with a high degree of genetic diversity as the basis for selection [16]. Most of the

mutation induction is done by gamma ray irradiation. According to Nunoo *et al.* [17], gamma rays have the advantage that the dosage used is more accurate, the penetration of irradiation into cells is homogeneous and produces new gene combinations with high mutation frequencies, in addition to its ability to improve one character without changing good characters in the plant.

The success of developing mutants is largely determined by the amount of irradiation dose applied. In general, the higher the irradiation dose applied, the chance for the formation of mutants will be higher, along with the higher degree of damage that will occur. Therefore, it is necessary to know the optimum dose that induces the formation of the most mutants. In addition to dosage, the success of mutant formation is also determined by the levels of oxygen and water molecules in the material to be irradiated. Herison *et al.* [18] revealed that the more water and oxygen molecules in the irradiated material, the more free radicals are formed, which causes mutations. Mutants with the desired character were generally acquired at or slightly below the LD50 value [19-21], which is the dose that causes death in as much as 50% of the irradiated population [19, 21].

LD 50 is one of the parameters used to determine the response of plants to gamma ray irradiation [22], in addition to the decreased rate of seedling growth due to gamma ray irradiation [16]. The response of plants to gamma ray irradiation determined by the level of sensitivity of a substance or material (radiosensitivity). The lower the LD50 value, the more sensitive a material is to gamma irradiation, and vice versa [16]. The levels of radiosensitivity vary depending on the species, cultivar, plant organs and physiological conditions [24].

Various studies have been conducted to obtain plant responses to gamma ray irradiation. The response of plants to gamma ray irradiation has been reported by several researchers, such as on wild tomato [17], banana [20], cassava [22], chili [23], sorghum [19, 25], Wilman lovegrass [26], rice [15, 16, 27, 28], and mungbean [29]. This study aimed to determine the optimal dose of gamma irradiation which induces the highest genetic diversity in four genotypes of lowland rice.

II. MATERIALS AND METHODS

The genetic material used was the seeds of four lowland rice genotypes, namely the G10 line, the G16 line, the "Baas Selem" cultivar, and the superior variety "Inpago Unram-1". Those rice seeds were packed in brown bags containing 500 seeds per bag and labeled according to the treatment. The seeds were irradiated at the doses of 200,

300, 400, and 500 Gy in the "Gammacell 220" gamma ray radiator belonging to the Center for Isotope and Radiation Application (PAIR)-BATAN. Planting the irradiated seeds were carried out in the glasshouse of the Faculty of Agriculture, University of Mataram. Mutant M1 seeds are planted in nursery tubs filled with planting media in the form of a mixture of soil, sand and vermicompost fertilizer in a ratio of 1: 1: 1. Non-irradiated seeds of each rice genotype were used as control. Each tub was planted with mutant seeds from one treatment dose with different genotypes to obtain 20 seedbeds.

The median lethal dose (LD50) was calculated based on the number of seeds that survived the different mutagen doses [29] and linear regression analysis [28]. The LD 50 value was determined. Observations of the number of seeds that grew into rice seedlings, plant height and number of leaves were counted on the 14th day after seeding. Data were analyzed using Microsoft Excel for Windows.

III. RESULTS AND DISCUSSION

Gamma ray irradiation is used by researchers to create high genetic diversity. Genetic diversity is very important in plant breeding programs. The first step to initiate a mutant-based plant breeding program is to determine the optimal dose of gamma ray irradiation [26]. According to Human [30], the highest genetic diversity will be obtained at the LD50. This is because the level of damage caused by gamma ray irradiation is proportional to the high rate of mutations induced.

Induced mutation with gamma ray irradiation aims to produce a basic population with a high level of genetic diversity which will then be selected through further breeding programs. The mutants produced after going through a series of selections can be immediately released as superior varieties or as cross parents in the subsequent breeding programs.

G10 and G16 rice lines are cross lines that have weaknesses in one or more characters. The G10 line had a weakness in the number of unfilled grains which was still quite high, while the G16 line had a low number of grains per panicle. "Baas Selem" is a Balinese local cultivar (parent of the G10 line) which has low productivity, while Inpago Unram-1 is a national superior variety whose character changes due to gamma irradiation are wanted to be determined.

From Fig. 1 to Fig. 4, it can be seen that the higher the irradiation doses applied to the seeds, the fewer the number of seeds grew into seedlings. This is because gamma ray irradiation causes damage to DNA due to

mutation of genes and chromosome structure. The same results were also reported by Nura *et al.* [23] on chili, Suliartini *et al.* [16] and Kumar *et al.* [28] on rice, and Alvarez-Holguin [26] on Wilman lovegrass (*Eragrostis superba* Peyr.).

The quadratic regression $y = -0.0004x^2 - 0.789x + 499.39$ resulted in an LD50 value of 277 Gy in the G10 rice line (Fig. 1). This value indicates the level of sensitivity of G10 seeds to gamma ray irradiation. The highest genetic diversity in G10 was obtained at a gamma ray irradiation dose of 277 Gy, meaning that the chances of obtaining the desired characters were found at this level of irradiation dose. Astuti *et al.* [25] reported that the optimum dose ranges to induce genetic diversity in two sorghum genotypes (“Konawe Selatan” and “Sorghum Malai Mekar”) were 300 to 350 Gy.

Based on the relationship between the gamma ray irradiation doses and the number of seeds that grew into seedlings in the G16 rice line, a lethal dose of 50% was obtained at a dose of 408 Gy (Fig. 2). This value is lower than the LD50 value in the Inpago Unram-1 mutant line (518 Gy) (Fig. 4). Harding *et al.* [31] obtained LD50

values in 13 rice varieties irradiated at doses of 50–800 Gy ranging from 345 to 423 Gy.

The LD50 of “Baas Selem” rice mutant was obtained at the irradiation dose of 316 Gy (Fig. 3). The mutant growing ability of the local cultivar “Baas Selem” was higher than that of the G10 rice line but lower than that of the G16 rice line. This can be seen from the number of seeds that grew into seedlings and the LD50 values. At a dose of 500 Gy, no seeds survived until 14 days of germination, in contrast to the results of the study by Harding *et al.* [31] with seeds survive up to a dose of 600 Gy. This could be due to the different sensitivity of different genotypes to gamma ray irradiation

Mutation inductions are expected result in high diversity in the traits to be selected while maintaining the original good characters in the plants. The success rate of gamma ray irradiation in increasing the genetic diversity of a population is determined by the radiosensitivity of the irradiated genotype [32]. The sensitivity of Inpago Unram-1 was the lowest compared to the other three genotypes tested, which is indicated by the highest LD50 value of Inpago Unram-1 rice mutants (518 Gy).

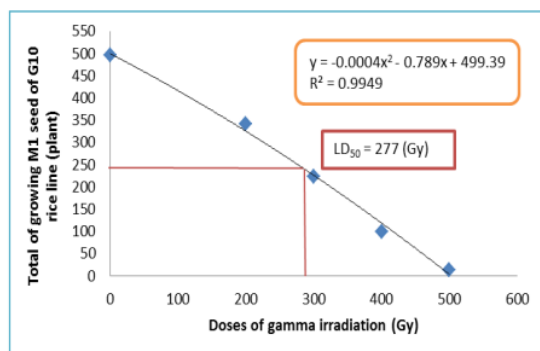


Fig. 1. LD 50 of the “G10” rice line, based on the number of growing M1 seeds of the G10 mutants irradiated with different doses of gamma rays

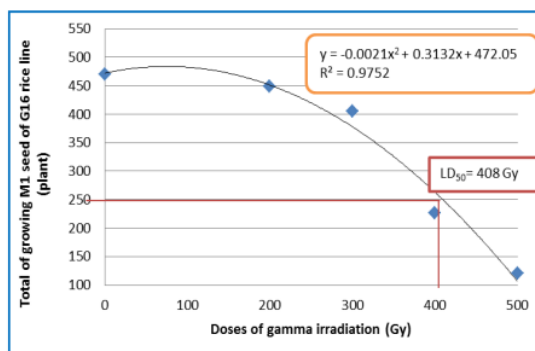


Fig. 2. LD 50 of the “G16” rice line, based on the number of growing M1 seeds of the G16 mutants irradiated with different doses of gamma rays

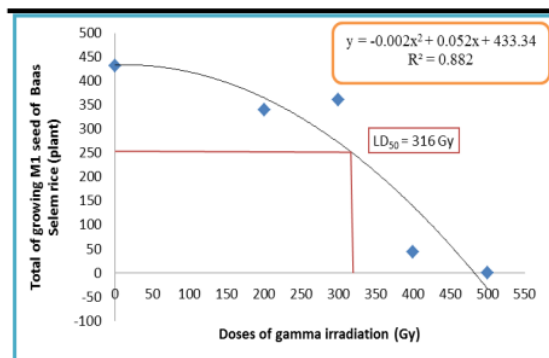


Fig. 3. LD 50 of the “Baas Selem” rice variety, based on the number of growing M1 seeds of the Baas Selem mutants irradiated with different doses of gamma rays

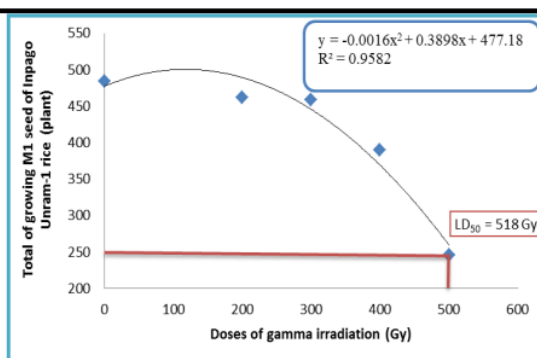


Fig. 4. LD 50 of the “Inpago Unram-1” rice variety, based on the number of growing M1 seeds of the Inpago Unram-1 mutants irradiated with different doses of gamma rays

Table 1. Seedling height and leaf number on the seedlings of rice mutants of several genotypes irradiated at different doses of gamma rays

Doses of gamma ray irradiation (Gy)	Seedling height (cm)				Leaf number			
	G10	G16	Baas Selem	Inpago Unram-1	G10	G16	Baas Selem	Inpago Unram-1
0	24.93	25.19	23.52	22.04	4.10	3.50	4.02	3.14
200	19.55	24.07	20.73	21.11	3.22	3.16	3.26	3.04
300	16.11	16.20	19.13	19.25	3.48	3.52	3.30	3.42
400	12.86	14.53	16.89	17.06	3.30	3.44	3.84	4.10
500	12.94	16.40	0.00	23.65	2.93	4.18	0.00	4.02

The sensitivity of the four genotypes tested was higher than the two upland rice genotypes tested by Suliartini *et al.* [16], i.e. 195 Gy on red rice and 202 Gy on black rice. Fuji and Matsumura found that the LD50 ranged from 200 to 500Gy for the japonica variety and from 200 to 650 Gy for the indica variety [33].

In terms of seedling growth, seedling height decreased as irradiation doses increased, except for Inpago Unram-1 whose height was highest at 500 Gy (Table 1). This is due to different plant sensitivity and random mutations that give different responses. Harding *et al.* [31] also reported a decrease in M1 mutant seedling height and M1 survival percentage under field conditions. A significant reduction in seedling height due to increases in mutagen dose also occurred in Wilman lovegrass [26], roselle [34] and pigeon pea [35].

The number of leaves showed a different response. The “G10” and “Baas Selem” mutants had lower leaf number than the control (0 Gy). On the other hand, the “G16” and “Inpago Unram-1” mutants increased leaf numbers at random irradiated doses (Table 1). This is

because gamma irradiation causes random mutations in genes and plant chromosomes.

The number of rice mutant leaves decreased at 200 Gy, then increased at 300 and 400 Gy (Table 1). At a dose of 500 Gy there was a variation, in which leaf number of G10 and Inpago Unram 1 decreased, while that of G16 increased. It is suspected that this was due to the different sensitivity of the genotypes to gamma ray irradiation.

IV. CONCLUSION

It can be concluded that the number of growing seeds decreased as the doses of gamma irradiation increased; the LD50 value of the four rice genotypes ranged from 264 to 518 Gy; and the optimal dose of gamma irradiation for G10, G16, Baas Selem, and Inpago Unram-1 mutants were 264, 398, 316, and 518 Gy, respectively. Among the genotypes tested, “G10 rice line” mutant was most sensitive whereas “Inpago Unram-1” mutant was least sensitive to gamma ray irradiation.

REFERENCES

- [1] Suryana A dan Kariyasa K. 2008. Ekonomi Padi di Asia: Suatu Tinjauan Berbasis Kajian Komparatif. *Forum Penelitian A* 45(1): 17-31.
- [2] J, Hu X, Gao L, Xie K, Ling N, Shen Q & Guo S. 2017. The rice production practices of high yield and high nitrogen use efficiency in Jiangsu, China. *Scientific Reports*, 7: 2101.
- [3] leymane O, Salifou M, Massaoudou H, Manneh B. 2017. Genetic Improvement of Rice (*Oryza sativa*) For Salt Tolerance: A Review. *International Journal of Advanced Research in Botany*, 3(3): 22-33.
- [4] Bo Peng, Jun Li, Dong-Yan Kong, Lu-Lu He, Meng-Ge Li, Tondi-Yacouba Nassirou, Xiao-Hua Song, Juan Peng, Yue Jiang, Yan-Fang Sun, Rui-Hua Pang, Qing-Qing Xin, Gui-Ying Guo, Jin-Tiao Li, Quan-Xiu Wang, Shi-Zhi Song, Duan, Yu Peng, Yu-Chen Liu & Hong-Yu Yuan. 2019. Genetic Improvement of Grain Quality Promoted by High and New Technology in Rice. *Journal of Agricultural Science*, 11 (1).
- [5] Purwanto E, Nandariyah, Yuwono SS and Yunindanova MB. Induced Mutation for Genetic Improvement in Black Rice Using Gamma-Ray. 2019. *AGRIVITA Journal of Agricultural Science*, 41(2): 213–220.
- [6] Suliartini NWS., Jayanto, Madiki, Boer, Muhidin, Juniawan. 2018. Relationship of Upland Rice Genotype After Gamma Irradiation. *IOP Conf. Series: Earth and Environmental Science*, 122: 012033.
- [7] Suliartini NWS, Wijayanto T, Madiki, Boer D, Muhidin, Tufaila M. 2018. Yield potential improvement of upland red rice using gamma irradiation on local upland rice from Southeast Sulawesi Indonesia. *Bioscience Research*, 15(3): 1673-1678.
- [8] Suliartini NWS, Aryana IGPM, Angiyana W, Ngawit K, Muhidin, Rakian TC. 2020. Identification Of Upland Red Rice Mutant Lines (*oryza sativa* L.) High Yield Potential. *IJSTR* 9 (3): 4690-4692.
- [9] Faisal, Mustafa M and Hus. 2019. A Review of Technology Innovation in Increasing Rice Production. *J*, 4 (2): 75 -82.
- [10] Lakitan B, Lindiana L, Laily I, Widuri, Kartika K, Siaga E, Meihana M, Wijaya A. 2019. Inclusive and Ecologically-Sound Food Crop Cultivation at Tropical Non-Tidal Wetlands in Indonesia. *AGRIVITA Journal of Agricultural Science*, 41(2): 23-31.
- [11] Jong, HN. 2020. In Indonesia's new rice plan, experts see the blueprint of an epic past failure. Mongabay. <https://news.mongabay.com/2020/05/indonesia-mega-rice-project-peatland-food-crisis/>. Accessed date 19 Oktober 2020.
- [12] Khush, G.S., and Virk, P.S. 2005. IR varieties and their impact. Los Baños (Philippines): International Rice Research Institute. 163 p.
- [13] Oladosu, Y., Rafi, Y., Abdullah, N., Hussin, G., Ramli, A., Rahim, H.A., Miah, G., and Usman, M. 2016. Principle and application of plant mutagenesis in crop improvement: a review. *Biotechnology & Biotechnological Equipment*, 30(1): 1-16.
- [14] Liu, B.M, Wu. P. Tong and J.D. Wu. 2012. A novel semi-dwarf mutant mutagenized with ion beam irradiation controlled by a dominant gene. SD-d(t). *Rice Genetics Newsletter*, 25: 20-22
- [15] Efendi, Bakhtiar, Zuyasna, Alamsyah W, Amuddin, Zakaria S, Supriatna N, and Sobrizal. 2017. The effect of gamma ray irradiation on seed viability and plant growth of Aceh's local rice (*Oryza sativa* L.). *Advances in Natural and Applied Sciences*, 11(3): 91-96.
- [16] Liartini NWS, Kuswanto, Basuki N, Soegianto A. 2015. The Sensitivity of Two Southeast Sulawesi Local Red Rice Varieties to Gamma Irradiation. *IOSR-JESTFT*, 9(1): 24-25.
- [17] Nunoo J, Quartey EK, Amoatey HM, Klu GYP. 2014. Effect of Recurrent Irradiation on the Improvement of a Variant Line of Wild Tomato (*Solanum pimpinellifolium*). *Journal of Radiation Research and Applied Sciences*, 7:337-383.
- [18] Herison, C., Rustikawati, H.S. Surjono, S.I. Aisyah. 2008. Induksi mutasi melalui sinar gamma terhadap benih untuk meningkatkan keragaman populasi dasar jagung (*Zea mays* L.). *Akta Agrosia*, 15: 57-62.
- [19] GolubInova I and Gecheff K. 2011. M1 cytogenetic and physiological effects of gamma-rays in sudan grass (*Sorghum Sudanense* (piper.) stapf). *Bulg J Agric Sci*, 17: 417-423.
- [20] Indriyati, R., Matjik NA, Setiawan A, Sudarsono. 2011. Radiosensitivitas pisang cv. Ampyang dan potensi penggunaan iradiasi sinar gamma untuk induksi varian. *J. Agron. Indonesia* 39: 112-118.
- [21] Angeles-Espino A, Valencia-Bofin AJ, Virgen-Calleros G, Ramirez Errano C, ParedesGutiérrez L, Hurtado-De la Peña S. 2013. Determinación de la dosis letal (DL50) con Co⁶⁰ en vitroplántulas de *Agave tequilana* var. Azul. *Fitotec Mex*, 36: 381-386.
- [22] Harani S, Khumaida N, Syukur M, dan Ardie SW. 2015. Radiosensitivitas dan Keragaman Ubi Kayu (*Manihot esculenta* Crantz) Hasil Iradiasi Sinar Gamma. *J. Agron. Indonesia*, 43(2): 111-117.
- [23] Nura, Syukur M, Khumaida N, dan Widodo. 2015. Radiosensitivitas dan Heritabilitas Ketahanan terhadap Penyakit Antraknosa pada Tiga Populasi Cabai yang Diinduksi Iradiasi Sinar Gamma. *J. Agron. Indonesia*, 43(3): 201-204.
- [24] Aisyah, S.I., Aswidinnoor H, Saefuddin A, Marwoto B, Sastrosumarjo S. 2009. Induksi mutasi pada setek pucuk anyelir (*Dianthus caryophyllus* Linn.) melalui iradiasi sinar gamma. *J. Agron. Indonesia*, 37(1): 62-70.
- [25] Astuti D, Sulistyowati Y, Nugroho S. 2019. Uji Radiosensitivitas Sinar Gamma untuk Menginduksi Mutasi Genetik Sorgum Berkadar Lignin Tinggi. *Jurnal Ilmiah Aplikasi Isotop dan Radiasi (A Scientific Journal for The Applications of Isotopes and Radiation)*, 15 (1): 1-6

- [26] Alvarez-Holguín A, Morales-Nieto CR, Avendaño-Arrazate CH, Corrales-Lerma R, Villarreal-Guerrero F, Santellano-Estrada E and Gómez-Simuta Y. 2019. Mean lethal dose (LD50) and growth reduction (GR50) due to gamma radiation in Wilman lovegrass (*Eragrostis ciliaris*). *Rev Mex Cienc Pecu*, 10(1): 227-238.
- [27] Warmug B, Sobrizal, Suliansyah I, Swasti E dan Syarif A. 2015. Perbaikan Genetik Kultivar Padi Beras Hitam Lokal Sumatera Barat Melalui Mutasi Induksi Genetic Improvement of West Sumatra Black Rice Cultivar Through Mutation Induction. *Jurnal Ilmiah Aplikasi Isotop dan Radiasi (A Scientific Journal for The Applications of Isotopes and Radiation)*, 11(2): 125-136.
- [28] Kumar DP, Chaturvedi A, Sreedhar M, Apama M, Venubabu P and Sital RK. 2013. Gamma radiosensitivity study on rice (*Oryza sativa* L.). *Asian Journal of Plant Science and Research*, 3(1): 54-68.
- [29] Roslim DI, Herman, and Fiatin I. 2015. Lethal Dose 50 (LD50) of Mungbean (*Vigna radiata* L. Wilczek) Cultivar Kampar. *SABRAO Journal of Breeding and Genetics*, 47(4): 510-516.
- [30] Human S. 2012. Pemanfaatan teknologi nuklir untuk pemuliaan sorgum. *Makalah Workshop on the Current Status and Challenges in Sorghum Development in Indonesia*. SEAMEO BIOTROP.
- [31] Hardin SS, Johnson SD, Taylor DR, Dixon CA and Turay MY. 2012. Effect of Gamma Rays on Seed Germination, Seedling Height, Survival Percentage and Tiller Production in Some Rice Varieties Cultivated in Sierra Leone. *American Journal of Experimental Agriculture* 2(2): 247-255.
- [32] Biogen. 2011. Pemanfaatan Sinar Radiasi Gamma dalam Pemuliaan Tanaman. *Warta Penelitian dan Pengembangan Pertanian*, 33(1): 7-8.
- [33] Raj AY, Raj AS and Rao GM. 1972. Mutagenic Studies of Gamma Rays on *Oryza sativa*. *Cytologia*, 37: 469-477.
- [34] Harding, S.S., Mohamad, O. 2009. Radiosensitivity test on two varieties of Terengganu and Arab used in mutation breeding of Roselle (*Hibiscus sabdariffa* L.). *African Journal of Plant Science*, 3(8): 183.
- [35] Sinha, R.P., Chowdhury, S.K. 1991. Induced codominant mutation for dwarfism in lentil (*Lens culinaris* Med). *Indian J. Genet*, 51: 370-371.

Radiosensitivity and Seedling Growth of Several Genotypes of Paddy Rice Mutants Irradiated with Gamma Rays at Different Doses

ORIGINALITY REPORT

23%

SIMILARITY INDEX

17%

INTERNET SOURCES

13%

PUBLICATIONS

9%

STUDENT PAPERS

PRIMARY SOURCES

- | | | |
|---|--|----|
| 1 | journal.ugm.ac.id
Internet Source | 1% |
| 2 | D. V. Sushmitharaj, P. Arunachalam, C. Vanniarajan, J. Souframanien, E. Subramanian. " Comparative efficiency of irradiation and its recurrent mutation on induced variability and population characteristics in rice (L.) ", Electronic Journal of Plant Breeding, 2019
Publication | 1% |
| 3 | d.researchbib.com
Internet Source | 1% |
| 4 | www.uho.ac.id
Internet Source | 1% |
| 5 | Festus Olakunle Olasupo, Christopher Olumuyiwa Ilori, Brian Peter Forster, Souleymane Bado. "Mutagenic Effects of Gamma Radiation on Eight Accessions of | 1% |

Cowpea (<i>Vigna unguiculata</i> [L.] Walp.)",
American Journal of Plant Sciences, 2016

Publication

6	ejournal.kemsos.go.id Internet Source	1 %
7	journal.unsika.ac.id Internet Source	1 %
8	Andi Nuddin, Rustam Abd Rauf, Muh. Fahrudin Nurdin. "INSTITUTIONAL MODEL OF COCOA PRODUCTION AND AGRICULTURAL DEVELOPMENT", AGROLAND The Agricultural Sciences Journal (e-Journal), 2021 Publication	1 %
9	agriprima.polije.ac.id Internet Source	1 %
10	www.academicjournals.org Internet Source	1 %
11	peneliti.unri.ac.id Internet Source	1 %
12	Submitted to German University of Technology in Oman Student Paper	1 %
13	iqbalsuryablog.wordpress.com Internet Source	1 %

repository.pertanian.go.id

14

Internet Source

1 %

15

H. V. Kalpande, S. M. Surashe, Ashok Badignavar, Ambika More, T.R. Ganapathi. " Induced variability and assessment of mutagenic effectiveness and efficiency in sorghum genotypes [(L.) Moench] ", International Journal of Radiation Biology, 2021

Publication

1 %

16

Rustikawati Rustikawati, Catur Herison, Surjono H. Sutjahjo. "KERAGAAN PERTUMBUHAN VEGETATIF DAN REPRODUKTIF HIBRIDA JAGUNG PERSILANGAN GALUR INBRIDA MUTAN (M4) PADA LATOSOL DARMAGA", Jurnal Ilmu-Ilmu Pertanian Indonesia, 2017

Publication

1 %

17

jurnal.unej.ac.id

Internet Source

1 %

18

www.ijteee.org

Internet Source

1 %

19

Madhumita Ghosh Datta, Ashalata Devi. "Prospect of Application of Amendments in a Summer Rice Field: Upholding Soil Properties via Inorganic Blended Amendments",

1 %

Communications in Soil Science and Plant Analysis, 2020

Publication

20	e-journal.uniflor.ac.id Internet Source	1 %
21	onlinelibrary.wiley.com Internet Source	1 %
22	wacci.ug.edu.gh Internet Source	1 %
23	www.macrothink.org Internet Source	1 %
24	Ramazan Beyaz, Mustafa Yildiz. "Chapter 3 The Use of Gamma Irradiation in Plant Mutation Breeding", IntechOpen, 2017 Publication	<1 %
25	Submitted to Seoul National University Student Paper	<1 %
26	digilibadmin.unismuh.ac.id Internet Source	<1 %
27	Submitted to Mohave Community College Student Paper	<1 %
28	eprints.um.edu.my Internet Source	<1 %
29	Submitted to Biloxi High School Student Paper	<1 %

- | | | |
|----|---|------|
| 30 | Submitted to Escuela Politecnica Nacional
Student Paper | <1 % |
| 31 | Salem Djedidi, Katsuhiko Kojima, Hiroko Yamaya, Naoko Ohkama-Ohtsu et al. "Stable cesium uptake and accumulation capacities of five plant species as influenced by bacterial inoculation and cesium distribution in the soil", Journal of Plant Research, 2014
Publication | <1 % |
| 32 | ncmbjpi.au.ir
Internet Source | <1 % |
| 33 | journal.bio.unsoed.ac.id
Internet Source | <1 % |
| 34 | usnsj.com
Internet Source | <1 % |
| 35 | Calini, V.. "Overexpression of HSP70 is induced by ionizing radiation in C3H 10T1/2 cells and protects from DNA damage", Toxicology in Vitro, 200310/12
Publication | <1 % |
| 36 | journals.pen2print.org
Internet Source | <1 % |
| 37 | Fitrahtunnisa, I Mardian, Rahmatullaila. " Performance and utilization of local sorghum (L.) in West Nusa Tenggara ", IOP Conference Series: Earth and Environmental Science, 2020 | <1 % |

38

Min Jeong Hong, Dae Yeon Kim, Bo Mi Nam, Joon-Woo Ahn, Soon-Jae Kwon, Yong Weon Seo, Jin-Baek Kim. " Characterization of novel mutants of hexaploid wheat (L.) with various depths of purple grain color and antioxidant capacity ", Journal of the Science of Food and Agriculture, 2018

Publication

<1 %

39

Alan Álvarez-Holguín, Carlos Raúl Morales-Nieto, Raúl Corrales-Lerma, Jesús Alejandro Prieto-Amparán et al. "Genetic structure and temporal environmental niche dynamics of sideoats grama [Bouteloua curtipendula (Michx.) Torr.] populations in Mexico", PLOS ONE, 2021

Publication

<1 %

40

Luc Isabel Chérrez-Ortiz, Jos Francisco Morales-Domínguez, Araceli Rodríguez-Sahagún, Eugenio Pérez-Molphe-Balch. "In Vitro Propagation of Agave guiengola Gentry Using Semisolid Medium and Temporary Immersion Bioreactors", Phytion, 2021

Publication

<1 %

41

M F Saweho, E Purwanto, A Yunus. "The short-stemmed selection of M4 generation of Mentik Susu rice mutants as irradiation result

<1 %

with 200 gray gamma ray", IOP Conference
Series: Earth and Environmental Science, 2019

Publication

42

biovalentia.ejournal.unsri.ac.id

Internet Source

<1 %

43

gkvsociety.com

Internet Source

<1 %

44

www.iraj.in

Internet Source

<1 %

45

Madhumita Ghosh, Ashalata Devi.

"Assessment of crop growth, soil properties and crop yield in an upland acidic soil with inorganic fertilizer blended with organic amendments in summer rice cropping seasons", International Journal of Recycling of Organic Waste in Agriculture, 2019

Publication

<1 %

46

S.I. Aisyah, E.R. Togatorop, M.R.M. Damanik. "

Physically induced mutation by acute and fractionated irradiation on spp. ", Acta Horticulturae, 2017

Publication

<1 %

47

www.arcjournals.org

Internet Source

<1 %

Exclude quotes Off

Exclude matches Off

Exclude bibliography Off