

# International Journal of Engineering and Technology

- [Home](#)
- [IJET Topics](#)
- [Call for Papers 2021](#)
- [Author Guidelines](#)
- [Special Issue](#)
- [Current Issue](#)
- [Articles in Press](#)
- [Archives](#)
- [Editorial Board](#)
- [Reviewer List](#)
- [Publication Ethics and Malpractice statement](#)
- [Authors Publication Ethics](#)
- [Policy of screening for plagiarism](#)
- [Open Access Statement](#)
- [Terms and Conditions](#)
- [Contact Us](#)

## Aims and Scope

*International Journal of Engineering and Technology* (IJET) is a scholarly open access, peer-reviewed, interdisciplinary, quarterly and fully refereed journal focusing on theories, methods and applications in Engineering and Technology. IJET covers all areas of Engineering and Technology, publishing refereed original research articles and technical notes. IJET reviews papers **approximately two to four months** of submission date and publishes accepted articles on the forthcoming issue upon receiving the final versions.



All submitted articles should report original, previously unpublished research results, experimental or theoretical, and will be peer-reviewed. Articles submitted to the journal should meet these criteria and must not be under consideration for publication elsewhere. Manuscripts should follow the style of the journal and are subject to both review and editing.

All the papers in the journal are also available freely with online full-text content and permanent worldwide web link. The abstracts will be indexed and available at major academic databases.

IJET welcomes author submission of papers concerning any branch of the Engineering and Technology and their applications in business, industry and other subjects. The subjects covered by the journal includes but not limited to:

Aeronautical/ Aerospace Engineering, Agricultural Engineering, Automation Engineering, Automobile Engineering, Ceramic Engineering, Chemical Engineering, Civil Engineering, Collaborative Engineering, Communication Engineering, Complexity in Applied Science and Engineering, Computational Science and Engineering, Computer Aided Engineering and Technology, Computer Applications in Technology, Computer Engineering, Continuing Engineering Education and Life-Long Learning, Control Theory, Data Mining and Bioinformatics, Design Engineering, Electrical Engineering, Electronic and Electrical Engineering, Embedded Systems, Engineering Management and Economics, Environmental Engineering, Forensic Engineering, Industrial Engineering, Information Systems and Management, Information Technology, Instrumentation Engineering, Intelligent Engineering Informatics, Knowledge Engineering and Data Mining, Manufacturing Engineering, Marine Engineering, Materials Engineering, Mechanical Engineering, Mechatronics, Metallurgical Engineering, Microengineering, Mining Engineering, Nuclear Engineering, Petroleum Engineering, Process Systems Engineering, Production Engineering, Remote Monitoring, Sensor Network, Soft-computing and Engineering Education, Software Engineering, Strategic Engineering Asset Management, Structural Engineering, Textile Engineering, Transportation.

**Frequency: 6 issues per year**

**e-ISSN: 0975-4024 (online Version)**

**p-ISSN: 2319-8613 (Print Version)**

**Subject Category: Engineering and Technology**

**Published by: Engg Journals Publications**



## International Journal of Engineering and Technology

[Home](#)[IJET Topics](#)[Call for Papers 2021](#)[Author Guidelines](#)[Special Issue](#)[Current Issue](#)[Articles in Press](#)[Archives](#)[Editorial Board](#)[Reviewer List](#)[Publication Ethics and  
Malpractice statement](#)[Authors Publication  
Ethics](#)[Policy of screening for  
plagiarism](#)[Open Access Statement](#)[Terms and Conditions](#)[Contact Us](#)**VOLUME 9 Issue 4**

ISSN: 0975-4024


















Vol. 9, No.4

Search the Article
























Article #	Article Title & Authors (Volume 9 Issue 4 Aug-Sep 2017)	Page
1.	Diesel particulate matter investigations in underground coal mines Ramakrishna Morla, Shivakumar Karekal  <a href="#">PDF</a>   DOI : <a href="https://doi.org/10.21817/ijet/2017/v9i4/170904401">10.21817/ijet/2017/v9i4/170904401</a>	2698-2703
2.	OBIST Method for Fault Detection in CMOS Complex Digital Circuits R. H. Khade, D.S. Chaudhari  <a href="#">PDF</a>   DOI : <a href="https://doi.org/10.21817/ijet/2017/v9i4/170904402">10.21817/ijet/2017/v9i4/170904402</a>	2704-2712
3.	Entropy Generation due to MHD Mixed Convection of Nanofluid in a Vertical Channel with Joule Heating and Radiation effects D. Srinivasacharya, Md. Shafeeurrahman  <a href="#">PDF</a>   DOI : <a href="https://doi.org/10.21817/ijet/2017/v9i4/170904403">10.21817/ijet/2017/v9i4/170904403</a>	2713-2725
4.	Development of a Novel Approach to Enhance Water Use Efficiency in Auto- Irrigation System MANJU KAUSHIK, RAJEEV RATAN  <a href="#">PDF</a>   DOI : <a href="https://doi.org/10.21817/ijet/2017/v9i4/170904404">10.21817/ijet/2017/v9i4/170904404</a>	2726-2731
5.	Proposal of an opportunistic approach for managing Mobility in Wireless community networks based on the Markov model Askidi ABDU, Thomas DJOTIO NDIÉ, Gilber NDJANPONG NANA  <a href="#">PDF</a>   DOI : <a href="https://doi.org/10.21817/ijet/2017/v9i4/170904405">10.21817/ijet/2017/v9i4/170904405</a>	2732-2741
6.	A Survey on Visual Saliency Detection and Computational Methods Ankit Garg, Ashish Negi  <a href="#">PDF</a>   DOI : <a href="https://doi.org/10.21817/ijet/2017/v9i4/170904406">10.21817/ijet/2017/v9i4/170904406</a>	2742-2753
7.	Two Level Fuzzy Based Energy Management System with Integrated Solar and Wind Based Generating System in Smart Grid Environment A.Albert Martin Ruban, N.Hemavathi, N.Rajeswari, K.Selvakumar  <a href="#">PDF</a>   DOI : <a href="https://doi.org/10.21817/ijet/2017/v9i4/170904407">10.21817/ijet/2017/v9i4/170904407</a>	2754-2765
8.	Efficient Outlier Detection by Integration of Clustering and Classification Sarita Tripathy, Dr.Laxman Sahoo  <a href="#">PDF</a>   DOI : <a href="https://doi.org/10.21817/ijet/2017/v9i4/170904408">10.21817/ijet/2017/v9i4/170904408</a>	2766-2770
9.	Experimental Study on Effect of Gypsum and NaCl in Improvement of Engineering Properties of Clayey Soil S.Peddaiah, K.Suresh  <a href="#">PDF</a>   DOI : <a href="https://doi.org/10.21817/ijet/2017/v9i4/170904409">10.21817/ijet/2017/v9i4/170904409</a>	2771-2778
10.	BANDWIDTH AWARE MULTIPATH GEOGRAPHIC ROUTING PROTOCOL (BAMGRP) for RELIABLE VIDEO TRANSMISSION in MULTIMEDIA VEHICULAR AD HOC NETWORKS R.Tamilselvi, Dr.V.Kathiresan  <a href="#">PDF</a>   DOI : <a href="https://doi.org/10.21817/ijet/2017/v9i4/170904410">10.21817/ijet/2017/v9i4/170904410</a>	2779-2787
11.	Performance Analysis of DC-DC Converter with Grid Connected Bidirectional Inverter M.Srikanth, Dr.Poonam Upadhyay, Dr S. Tarakalyani  <a href="#">PDF</a>   DOI : <a href="https://doi.org/10.21817/ijet/2017/v9i4/170904411">10.21817/ijet/2017/v9i4/170904411</a>	2788-2793
12.	Investigation of Hevea Brasiliensis Blends with an Aid of Rancimat Apparatus and FTIR Spectroscopy Muhammad Irfan A A, Periyasamy S  <a href="#">PDF</a>   DOI : <a href="https://doi.org/10.21817/ijet/2017/v9i4/170904008">10.21817/ijet/2017/v9i4/170904008</a>	2794-2799
13.	Sinusoidal Current Control Strategy for UPQC in Grid Connected PV-Fuel Cell Microgrid Rudranarayan Senapati, Rajendr Narayan Senapati, Manoj Kumar Moharana  <a href="#">PDF</a>   DOI : <a href="https://doi.org/10.21817/ijet/2017/v9i4/170904005">10.21817/ijet/2017/v9i4/170904005</a>	2800-2813

- |     |  |           |
|-----|--|-----------|
| 14. | Overall Equipment Effectiveness as a Maintenance Management Analysis Tool for a Crumb Rubber Production Line.<br>Godlove Nfor Njeshu, Willibroad Abongwa Acho, Nde Divine Bup<br> <a href="#">PDF</a>   DOI : <a href="https://doi.org/10.21817/ijet/2017/v9i4/170904412">10.21817/ijet/2017/v9i4/170904412</a> | 2814-2819 |
| 15. | TM-SGTD: Text Mining Based Semantic Graph for Text Document Approach for Text Representation<br>Ashish Pacharne, Pramod S Nair, D Srinivasa Rao<br> <a href="#">PDF</a>   DOI : <a href="https://doi.org/10.21817/ijet/2017/v9i4/170904007">10.21817/ijet/2017/v9i4/170904007</a>                               | 2820-2827 |
| 16. | An Inventory Model with Quantity Discount Offer Policy for Perishable Goods in the Two-Level Supply Chain<br>Sasan Torabzadeh Khorasani, Maryam Almasifard<br> <a href="#">PDF</a>   DOI : <a href="https://doi.org/10.21817/ijet/2017/v9i4/170904034">10.21817/ijet/2017/v9i4/170904034</a>                    | 2828-2834 |
| 17. | Implementation of Last Planner System for Improving the Construction Process<br>S M Abdul Mannan Hussain, Dr. Seshadri Sekhar T, Dr B.S.R.K Prasad<br> <a href="#">PDF</a>   DOI : <a href="https://doi.org/10.21817/ijet/2017/v9i4/170904054">10.21817/ijet/2017/v9i4/170904054</a>                            | 2835-2845 |
| 18. | Temperature and Anisotropy Induced Micromechanics for Negative Poisson's Ratio h-BN/5050 Al Alloy Composites<br>Chennakesava Reddy<br> <a href="#">PDF</a>   DOI : <a href="https://doi.org/10.21817/ijet/2017/v9i4/170904021">10.21817/ijet/2017/v9i4/170904021</a>  | 2846-2853 |
| 19. | Fuzzy based Stable Clustering Protocol for Heterogeneous Wireless Sensor Networks<br>Akshay Verma, Tarique Rashid, Prateek Raj Gautam, Sunil Kumar, Arvind Kumar<br> <a href="#">PDF</a>   DOI : <a href="https://doi.org/10.21817/ijet/2017/v9i4/170904046">10.21817/ijet/2017/v9i4/170904046</a>              | 2854-2860 |
| 20. | PHOTOVOLTAIC BASED HYSTERETIC CONTROLLED BUCK BOOST CONVERTER WITH COUPLED INDUCTOR<br>Vanitha.D, M.Rathinakumar<br> <a href="#">PDF</a>   DOI : <a href="https://doi.org/10.21817/ijet/2017/v9i4/170904060">10.21817/ijet/2017/v9i4/170904060</a>  | 2861-2870 |
| 21. | Design and Implementation of Wireless Sensor Network Based on MATLAB Interfaced with Arduino<br>Dr. Mahmood F. Mosleh, Dr. Rashid A. Fayadh, Shahad A. Hamid<br> <a href="#">PDF</a>   DOI : <a href="https://doi.org/10.21817/ijet/2017/v9i4/170904031">10.21817/ijet/2017/v9i4/170904031</a>                 | 2871-2884 |
| 22. | Mathematical Modelling & Pressure Drop Analysis of Fused Deposition Modelling Feed Wire<br>Abid Haleem, Vineet Kumar, Lalit Kumar<br> <a href="#">PDF</a>   DOI : <a href="https://doi.org/10.21817/ijet/2017/v9i4/170904066">10.21817/ijet/2017/v9i4/170904066</a>   | 2885-2894 |
| 23. | Location Based Optimal Package Selection in Multi-Cloud<br>K.S.Guruprakash, S.SivaSathya<br> <a href="#">PDF</a>   DOI : <a href="https://doi.org/10.21817/ijet/2017/v9i4/170904413">10.21817/ijet/2017/v9i4/170904413</a>  | 2895-2905 |
| 24. | Effects of Additional Oxygen Supply in Single Cylinder Diesel Fuel Using Variable Compression Ratio Engine<br>JitinYadav, Dhananjay Gupta, Manu Gupta<br> <a href="#">PDF</a>   DOI : <a href="https://doi.org/10.21817/ijet/2017/v9i4/170904095">10.21817/ijet/2017/v9i4/170904095</a>                       | 2906-2913 |
| 25. | AUTOMATIC LICENSE PLATE LOCALIZATION USING DIFFERENT WAVELET TRANSFORMS<br>X.Ascar Davix, C.Seldev Christopher, P.CAROLIN REEBA<br> <a href="#">PDF</a>   DOI : <a href="https://doi.org/10.21817/ijet/2017/v9i4/170904414">10.21817/ijet/2017/v9i4/170904414</a>   | 2914-2922 |
| 26. | Two Dimensional Dam Break Flow Study Using HEC-RAS for Ujjani Dam<br>Mrunal M. Joshi, S. S. Shahapure<br> <a href="#">PDF</a>   DOI : <a href="https://doi.org/10.21817/ijet/2017/v9i4/170904032">10.21817/ijet/2017/v9i4/170904032</a>   | 2923-2928 |
| 27. | Crypto Key Generation From Selected Portion On An Image With CRT<br>Kalyanapu Srinivas, Dr. V. Janaki<br> <a href="#">PDF</a>   DOI : <a href="https://doi.org/10.21817/ijet/2017/v9i4/170904051">10.21817/ijet/2017/v9i4/170904051</a>   | 2929-2940 |
| 28. | Storage and Retrieval of Software Component using Hadoop and MapReduce<br>Shekhar Singh, Dr. Vikram Bali<br> <a href="#">PDF</a>   DOI : <a href="https://doi.org/10.21817/ijet/2017/v9i4/170904061">10.21817/ijet/2017/v9i4/170904061</a>  | 2941-2944 |
| 29. | L-MRC Receiver with Estimation Error over Hoyt Fading Channels<br>Bhagarbjyoti Saikia, Rupaban Subadar<br> <a href="#">PDF</a>   DOI : <a href="https://doi.org/10.21817/ijet/2017/v9i4/170904075">10.21817/ijet/2017/v9i4/170904075</a>  | 2945-2952 |
| 30. | ACCURACY IMPROVEMENT OF INVERSE DISTANCE WIGHTING (IDW) METHOD USING PERPENDICULAR LINE<br>Soebagio, Nadjadji Anwar, Edijatno, Basuki Widodo<br> <a href="#">PDF</a>   DOI : <a href="https://doi.org/10.21817/ijet/2017/v9i4/170904065">10.21817/ijet/2017/v9i4/170904065</a>                                | 2953-2967 |

31.	Optimization of process parameters towards the manufacturing of twill woven Glass /Epoxy -nano clay composite through hand-layup technique Dr.B.Senthil Kumar  <a href="#">PDF</a>   DOI : <a href="https://doi.org/10.21817/ijet/2017/v9i4/170904012">10.21817/ijet/2017/v9i4/170904012</a>	2968-2976
32.	BCI based control of wheelchair for mobility Pallavi kohli, Krishna K. Warhade  <a href="#">PDF</a>   DOI : <a href="https://doi.org/10.21817/ijet/2017/v9i4/170904102">10.21817/ijet/2017/v9i4/170904102</a>	2977-2983
33.	Enhanced Reactive Location Service for Packet Delivery in Vehicular Ad-Hoc Networks Mrs. Sree Divya. Nadella, Mr. Ramesh. Vatambeti, Mr. Veeramallu. Bobba  <a href="#">PDF</a>   DOI : <a href="https://doi.org/10.21817/ijet/2017/v9i4/170904029">10.21817/ijet/2017/v9i4/170904029</a>	2984-2989
34.	Mathematical Driving Model Based Evaluation of Losses Components in the Control Systems with Induction Motor Drive AHMED IBRAHIM JABER ALZUBAYDY  <a href="#">PDF</a>   DOI : <a href="https://doi.org/10.21817/ijet/2017/v9i4/170904090">10.21817/ijet/2017/v9i4/170904090</a>	2990-3001
35.	CONJUNCTIVE USE OF GROUNDWATER AND SURFACE WATER IN A PART OF HIRAKUD COMMAND AREA Sandeep Samantaray, Ashutosh Rath, Prof. Prakash Chandra Swain  <a href="#">PDF</a>   DOI : <a href="https://doi.org/10.21817/ijet/2017/v9i4/170904039">10.21817/ijet/2017/v9i4/170904039</a>	3002-3010
36.	KEYWORD BASED AUTOCLASSIFICATION OF DATA IN CLOUD COMPUTING DAYANANDA LAL N, Dr. SENTHIL KUMAR K, GAUTHAM B S, NARASIMHA MURTHY.M. S  <a href="#">PDF</a>   DOI : <a href="https://doi.org/10.21817/ijet/2017/v9i4/170904043">10.21817/ijet/2017/v9i4/170904043</a>	3011-3019
37.	Spatial skill's development and line-work improvement in learning the Design process in a Technology Subject at a Johannesburg University Dr Samuel Dumazi Khoza  <a href="#">PDF</a>   DOI : <a href="https://doi.org/10.21817/ijet/2017/v9i4/170904106">10.21817/ijet/2017/v9i4/170904106</a>	3020-3027
38.	Review based Feature Matrix for Predicting ratings in Recommender System Prafulla Bafna, Shailaja Shirwaikar, Dhanya Pramod, Anagha Vaidya  <a href="#">PDF</a>   DOI : <a href="https://doi.org/10.21817/ijet/2017/v9i4/170904104">10.21817/ijet/2017/v9i4/170904104</a>	3028-3034
39.	Inspiration and Pre-Conception of an Intelligent and Dynamic System Supporting Learner Ontologies Mehdi TMIMI, Mohamed BENSLIMANE, Mohammed BERRADA, Kamar OUAZZANI  <a href="#">PDF</a>   DOI : <a href="https://doi.org/10.21817/ijet/2017/v9i4/170904092">10.21817/ijet/2017/v9i4/170904092</a>	3035-3040
40.	Detecting HTTP Based Mimicking Attacks at HTTP Server V Rama Krishna, Dr. R.Subhashini  <a href="#">PDF</a>   DOI : <a href="https://doi.org/10.21817/ijet/2017/v9i4/170904091">10.21817/ijet/2017/v9i4/170904091</a>	3041-3049
41.	Load Compensation Performance of DSTATCOM with Hysteresis and Adaptive Hysteresis Current Controllers in Distribution Systems Sura srinivasa rao, Dr.Sai Babu choppavarapu  <a href="#">PDF</a>   DOI : <a href="https://doi.org/10.21817/ijet/2017/v9i4/170904085">10.21817/ijet/2017/v9i4/170904085</a>	3050-3057
42.	Anomaly Detection in DNS Query Logs using Improved Binary Black Hole Optimization Algorithm S.S.Suganya, Dr.V.Kathiresan  <a href="#">PDF</a>   DOI : <a href="https://doi.org/10.21817/ijet/2017/v9i4/170904013">10.21817/ijet/2017/v9i4/170904013</a>	3058-3065
43.	Performance Analysis of MIMO-OFDM System with Relaying Techniques in Rayleigh Fading Channel Shivi Tikko, Shweta Pandit, Pradeep Kumar  <a href="#">PDF</a>   DOI : <a href="https://doi.org/10.21817/ijet/2017/v9i4/170904100">10.21817/ijet/2017/v9i4/170904100</a>	3066-3074
44.	Dorsal Hand Vein Analysis For Security Systems Humairah Hamid, V. K. Narang, Dr. Priti Singh  <a href="#">PDF</a>   DOI : <a href="https://doi.org/10.21817/ijet/2017/v9i4/170904044">10.21817/ijet/2017/v9i4/170904044</a>	3075-3080
45.	PREDICTION OF HEART DISEASE USING K-MEANS and ARTIFICIAL NEURAL NETWORK as HYBRID APPROACH to IMPROVE ACCURACY Amita Malav, Kalyani Kadam, Pooja Kamat  <a href="#">PDF</a>   DOI : <a href="https://doi.org/10.21817/ijet/2017/v9i4/170904101">10.21817/ijet/2017/v9i4/170904101</a>	3081-3085
46.	Scheduling Workflows with Data Host Reservation in Cloud Computing Vijayalakshmi A Lepakshi, Prashanth C S R  <a href="#">PDF</a>   DOI : <a href="https://doi.org/10.21817/ijet/2017/v9i4/170904080">10.21817/ijet/2017/v9i4/170904080</a>	3086-3099
47.	Assessment of Tidal Current Power Potency in Kelabat Bay, Indonesia Harman Ajiwibowo, Munawir B. Pratama, Andojo Wurjanto  <a href="#">PDF</a>   DOI : <a href="https://doi.org/10.21817/ijet/2017/v9i4/170904089">10.21817/ijet/2017/v9i4/170904089</a>	3100-3110

48.	A VARIANT OF EDM PROCESS (MICROHOLE DRILLING) P. Chaitanya Krishna Chowdary, A. Ashwini Shanthi, A. Neeraja, N. Nagabhushana Ramesh  <a href="#">PDF</a>   DOI : <a href="https://doi.org/10.21817/ijet/2017/v9i4/170904088">10.21817/ijet/2017/v9i4/170904088</a>	3111-3114
49.	Survey on cryptographic block cipher methods to solve the security issues DAYANANDA LAL N, Dr. SENTHIL KUMAR.K  <a href="#">PDF</a>   DOI : <a href="https://doi.org/10.21817/ijet/2017/v9i4/170904077">10.21817/ijet/2017/v9i4/170904077</a>	3115-3129
50.	A Plug and Play Module to identify type of Modulation Varadaraju H.R, Dr.Senthil Kumar.K, Dr. Ravi.S  <a href="#">PDF</a>   DOI : <a href="https://doi.org/10.21817/ijet/2017/v9i4/170904062">10.21817/ijet/2017/v9i4/170904062</a>	3130-3137
51.	Behaviour of Reinforced Soil under Unconfined Axial Compression Loading B. Ram Rathan Lal, Sonali S. Nawkhare, Vaishali N. Badwaik  <a href="#">PDF</a>   DOI : <a href="https://doi.org/10.21817/ijet/2017/v9i4/170904036">10.21817/ijet/2017/v9i4/170904036</a>	3138-3148
52.	An Adaptive Filter Approach for Development in Performance of Chaotic Sequences K Renu, P Rajesh Kumar  <a href="#">PDF</a>   DOI : <a href="https://doi.org/10.21817/ijet/2017/v9i4/170904083">10.21817/ijet/2017/v9i4/170904083</a>	3149-3157
53.	Study of Transients using Wavelet Transform P. Hariramakrishnan, S. Sendilkumar  <a href="#">PDF</a>   DOI : <a href="https://doi.org/10.21817/ijet/2017/v9i4/170904016">10.21817/ijet/2017/v9i4/170904016</a>	3158-3163
54.	High Step-up Converter -Inverter Based Induction Motor Drive System with Various Levels of Solar Irradiation R.Malathi, M.Rathinakumar  <a href="#">PDF</a>   DOI : <a href="https://doi.org/10.21817/ijet/2017/v9i4/170904099">10.21817/ijet/2017/v9i4/170904099</a>	3164-3171
55.	Package Based Cohesion Measurement in Component Based Software Development Dr Puneet Goswami, Ms Jyoti Sharma  <a href="#">PDF</a>   DOI : <a href="https://doi.org/10.21817/ijet/2017/v9i4/170904111">10.21817/ijet/2017/v9i4/170904111</a>	3172-3182
56.	Design and Simulation of an Electromagnetic Launcher for Ordnance Applications Tijin Dayi, Abhilash T Vijayan  <a href="#">PDF</a>   DOI : <a href="https://doi.org/10.21817/ijet/2017/v9i4/170904127">10.21817/ijet/2017/v9i4/170904127</a>	3183-3190
57.	Road Maintenance Priority Based On Multi-Criteria Approach (Case Study of Bali Province, Indonesia) Putu Alit Suthanaya  <a href="#">PDF</a>   DOI : <a href="https://doi.org/10.21817/ijet/2017/v9i4/170904116">10.21817/ijet/2017/v9i4/170904116</a>	3191-3196
58.	A Phase Modulation Scheme for Millimeter Wave Generation Based on Frequency Octupling using LiNbO3 Mach- Zehnder Modulator. Anand Prem P K, Arvind Chakrapani  <a href="#">PDF</a>   DOI : <a href="https://doi.org/10.21817/ijet/2017/v9i4/170904140">10.21817/ijet/2017/v9i4/170904140</a>	3197-3202
59.	Mechanical and Metallurgical Examinations of Stir Cast Aluminum Matrix Composites: A Review Study Narinder kaushik, Sandeep Singhaal  <a href="#">PDF</a>   DOI : <a href="https://doi.org/10.21817/ijet/2017/v9i4/170904135">10.21817/ijet/2017/v9i4/170904135</a>	3203-3217
60.	Early Days of Scrum in an Enterprise B. Reddaiah, K. Srinivasa Rao  <a href="#">PDF</a>   DOI : <a href="https://doi.org/10.21817/ijet/2017/v9i4/170904132">10.21817/ijet/2017/v9i4/170904132</a>	3218-3224
61.	Experimental Analysis of Resistive Lubricant Film Thickness with Circular Contact Area Ritesh Kumar Dewangan, Surendra Pal Singh Matharu  <a href="#">PDF</a>   DOI : <a href="https://doi.org/10.21817/ijet/2017/v9i4/170904144">10.21817/ijet/2017/v9i4/170904144</a>	3225-3232
62.	Feature Extraction of Bisindo Alphabets Using Chain Code Contour Dolly Indra, Sarifuddin Madenda, Eri Prasetyo Wibowo  <a href="#">PDF</a>   DOI : <a href="https://doi.org/10.21817/ijet/2017/v9i4/170904138">10.21817/ijet/2017/v9i4/170904138</a>	3233-3241
63.	A survey on depth based 3D image Modeling Dr. Dayanand G Savakar, Ravi Hosur  <a href="#">PDF</a>   DOI : <a href="https://doi.org/10.21817/ijet/2017/v9i4/170904117">10.21817/ijet/2017/v9i4/170904117</a>	3242-3247
64.	Beamforming of Smart Antenna Using a Combined Tchebyscheff Distribution and Constant Modulus Algorithm Subhashree Nibedita Baliarsingh, Anupama Senapati, Arindam Deb, Jibendu Sekhar Roy  <a href="#">PDF</a>   DOI : <a href="https://doi.org/10.21817/ijet/2017/v9i4/170904167">10.21817/ijet/2017/v9i4/170904167</a>	3248-3252
65.	Effect of Pressure and Preheating Temperature on Droplet Measure of Waste Cooking Oil I K.G. Wirawan, Ainul Ghurri, W. N. Septiadi  <a href="#">PDF</a>   DOI : <a href="https://doi.org/10.21817/ijet/2017/v9i4/170904250">10.21817/ijet/2017/v9i4/170904250</a>	3253-3258

66.	INTERPRETING TAMIL TEXT by USING MOBILE PHONE CAMERA Jayasakthi velmurugan K, Dorairangaswamy M.A  <a href="#">PDF</a>   DOI : <a href="https://doi.org/10.21817/ijet/2017/v9i4/170904159">10.21817/ijet/2017/v9i4/170904159</a>	3259-3263
67.	A Study on Computational Process in Gene Expression Data E.Monica Sushil Cynthia, Vairaprakash Gurusamy, S.Kannan  <a href="#">PDF</a>   DOI : <a href="https://doi.org/10.21817/ijet/2017/v9i4/170904018">10.21817/ijet/2017/v9i4/170904018</a>	3264-3273
68.	Side Lobe Level Reduction of Phased Array Using Tchebyscheff Distribution and Particle Swarm Optimization Pampa Nandi, Jibendu Sekhar Roy  <a href="#">PDF</a>   DOI : <a href="https://doi.org/10.21817/ijet/2017/v9i4/170904123">10.21817/ijet/2017/v9i4/170904123</a>	3274-3280
69.	Artificial Neural Network-Based Modelling and Optimization to Estimate the Fineness Modulus of the Drying Process of Sago Starch Using a Pneumatic Conveying Recirculated Dryer Abadi Jading, Nursigit Bintoro, Lilik Sutiarto, Joko Nugroho Wahyu Karyadi  <a href="#">PDF</a>   DOI : <a href="https://doi.org/10.21817/ijet/2017/v9i4/170904028">10.21817/ijet/2017/v9i4/170904028</a>	3281-3291
70.	Valorization and characterization of CCRs of the Jerada thermal power plant in the northeast of Morocco Youssef REGAD, Bachir ELKIHIL, Fabienne DELAUNOIS  <a href="#">PDF</a>   DOI : <a href="https://doi.org/10.21817/ijet/2017/v9i4/170904026">10.21817/ijet/2017/v9i4/170904026</a>	3292-3309
71.	Effect of Different Calcination Temperatures and Carbon Coating on the Characteristics of LiFePO <sub>4</sub> Prepared by Hydrothermal Route Nofrijon Sofyan, Guntur Tri Setiadanu, Anne Zulfia, Evvy Kartini  <a href="#">PDF</a>   DOI : <a href="https://doi.org/10.21817/ijet/2017/v9i4/170904064">10.21817/ijet/2017/v9i4/170904064</a>	3310-3317
72.	Suitability of Medium-K Basaltic Andesite Pumice and Scoria as Coarse Aggregates on Structural Lightweight Concrete Hendro Suseno, Agoes Soehardjono M D, I N G Wardana, Arief Rachmansyah  <a href="#">PDF</a>   DOI : <a href="https://doi.org/10.21817/ijet/2017/v9i4/170904103">10.21817/ijet/2017/v9i4/170904103</a>	3318-3329
73.	Extension-Type Pulling-and-Running Gear for Investigations of Subglacial Lake Vostok Nikolai I. Vasilev, Igor P. Timofeev, Alexey V. Bolshunov, Sergei A. Ignatiev, Andrei N. Dmitriev  <a href="#">PDF</a>   DOI : <a href="https://doi.org/10.21817/ijet/2017/v9i4/170904424">10.21817/ijet/2017/v9i4/170904424</a>	3330-3337
74.	Ricardo WAVE Simulation on the Effect of Exhaust Header Geometry to the Power and Torque of the UGM's FSAE Engine Fauzun, Arif Kurniawan  <a href="#">PDF</a>   DOI : <a href="https://doi.org/10.21817/ijet/2017/v9i4/170904139">10.21817/ijet/2017/v9i4/170904139</a>	3338-3348
75.	Dissimilar Welding by Friction Stir Welding of C3064 Brass with AA1100 Aluminum Alloy Yongyuth Donyakul, Chaiyoot Meengam, Dech Maunkhaw, Suhaidee Sani  <a href="#">PDF</a>   DOI : <a href="https://doi.org/10.21817/ijet/2017/v9i4/170904119">10.21817/ijet/2017/v9i4/170904119</a>	3349-3354
76.	Multivariate analysis on the influence of physicochemical parameters on the calorific value of oils used in the petrochemical industry Waldyr Fong-Silva, Luz Vargas-Ortiz, Carlos Severiche-Sierra, Eduardo Espinosa-Fuentes, Yesid Marrugo-Ligardo  <a href="#">PDF</a>   DOI : <a href="https://doi.org/10.21817/ijet/2017/v9i4/170904222">10.21817/ijet/2017/v9i4/170904222</a>	3355-3360
77.	A Novel Ontology Metric Approach for Code Clone Detection Using Fusion Technique Syed MohdFazalulHaque, Dr. V Srikanth, Dr. E. Sreenivasa Reddy  <a href="#">PDF</a>   DOI : <a href="https://doi.org/10.21817/ijet/2017/v9i4/170904114">10.21817/ijet/2017/v9i4/170904114</a>	3361-3367
78.	Tribological Properties of Micro and Nano TiO <sub>2</sub> Reinforced Aluminium Metal Matrix Composites Padmavathi.K.R, Ramakrishnan.R  <a href="#">PDF</a>   DOI : <a href="https://doi.org/10.21817/ijet/2017/v9i4/170904186">10.21817/ijet/2017/v9i4/170904186</a>	3368-3373
79.	Automated Real-time Gesture Recognition using Hand Motion Trajectory Sweta Swami, Yusuf Parvez, Nathi Ram Chauhan  <a href="#">PDF</a>   DOI : <a href="https://doi.org/10.21817/ijet/2017/v9i4/170904207">10.21817/ijet/2017/v9i4/170904207</a>	3374-3387
80.	Experimental Investigation of Energy Release Rate for In-plane Shear Mode in GFRP Composites Manjunath.B.T, Suneel Kumar N Kulkarni, Kirthan. L.J  <a href="#">PDF</a>   DOI : <a href="https://doi.org/10.21817/ijet/2017/v9i4/170904154">10.21817/ijet/2017/v9i4/170904154</a>	3388-3395
81.	Cloud forecaster: Gizmo for Evaluation of Bulky Cloud Computing Surroundings to Propagate ICT based Education Abhay Saxena, Chandrashekhar Patel, Puneet Chandra Verma, Parth Gautam  <a href="#">PDF</a>   DOI : <a href="https://doi.org/10.21817/ijet/2017/v9i4/170904177">10.21817/ijet/2017/v9i4/170904177</a>	3396-3401

- |     |  |           |
|-----|--|-----------|
| 82. | Effect of Oscillatory Motion of a Visco-Elastic Dusty Fluid Passes Through a Porous Medium Under the Presence of Magnetic Field<br>Ashok Kumar, M.Lal<br> <a href="#">PDF</a>   DOI : <a href="https://doi.org/10.21817/ijet/2017/v9i4/170904204">10.21817/ijet/2017/v9i4/170904204</a> | 3402-3407 |
| 83. | Partial Outage and Load Shifting Based Cost Optimization For Consumers In Developing Countries<br>Amit Suresh Closepet<br> <a href="#">PDF</a>   DOI : <a href="https://doi.org/10.21817/ijet/2017/v9i4/170904209">10.21817/ijet/2017/v9i4/170904209</a>                                | 3408-3414 |
| 84. | M-BANKING CONCEPT of DELEON and McLEAN'S MODEL THEORY<br>Nandita Sikari, Dr. K. Harikrishnan<br> <a href="#">PDF</a>   DOI : <a href="https://doi.org/10.21817/ijet/2017/v9i4/170904142">10.21817/ijet/2017/v9i4/170904142</a>  | 3415-3419 |
| 85. | Evaluation of Permanent Deformation and Fatigue using Lime Modified Binder<br>Engr.Haseeb Ali Khan, Dr. Arshad Hussain<br> <a href="#">PDF</a>   DOI : <a href="https://doi.org/10.21817/ijet/2017/v9i4/170904053">10.21817/ijet/2017/v9i4/170904053</a>                                | 3420-3426 |
| 86. | Room Arrangement of Vernacular Dwelling in Mandailing, Indonesia<br>Cut Nuraini, Husni Thamrin<br> <a href="#">PDF</a>   DOI : <a href="https://doi.org/10.21817/ijet/2017/v9i4/170904185">10.21817/ijet/2017/v9i4/170904185</a>  | 3427-3434 |

All Rights Reserved © 2009 - 2023 Engg Journals Publications



This work is licensed under a [Creative Commons Attribution 2.5 India License](https://creativecommons.org/licenses/by/2.5/in/).

## International Journal of Engineering and Technology

[Home](#)  
[IJET Topics](#)  
[Call for Papers 2021](#)  
[Author Guidelines](#)  
[Special Issue](#)  
[Current Issue](#)  
[Articles in Press](#)  
[Archives](#)  
[Editorial Board](#)  
[Reviewer List](#)  
[Publication Ethics and Malpractice statement](#)  
[Authors Publication Ethics](#)  
[Policy of screening for plagiarism](#)  
[Open Access Statement](#)  
[Terms and Conditions](#)  
[Contact Us](#)

### IJET Editorial Board

#### EDITOR IN CHIEF

**K.SivaKumar,**  
KEJA Technologies,  
Singapore

**Dr. S.S.RIAZ AHAMED AMIE.,MCA.,M.Phil.,M.Tech.,MIEEE.,MACM.,Ph.D.,FIETE.,C.Engg.**  
Principal, Sathak Institute Of Information Technology, Ramanathapuram, Tamilnadu, INDIA

#### ASSOCIATE EDITOR

**A.Selvi,**  
SIPS Technologies,  
India

#### Dr. Shuming Chen Ph.D.

Associate Professor of Vehicle Engineering  
College of Automotive Engineering  
Jilin University  
No. 5988 Renmin Street, Changchun, Jilin, 130022, China

#### EDITORIAL OFFICE

**M.Azath**  
Calicut university/Mets School of Engineering, Kerala, India.

#### Bilal Bahaa Zaidan

Al- Nahrain University, Baghdad, Iraq

#### Dr. S. Abdul Khader Jilani

College of Computers & Information Technology, University of Tabuk, Tabuk,  
Ministry of Higher Education, The Kingdom of Saudi Arabia.

#### Dr. Vipin Kakkur

Associate Professor, Q. No. 6, Chanakya Marg, Shri Mata Vaishno Devi Unvers Katra. J&K. 182 320. India.

#### Dr. DEBOJYOTI MITRA

Associate Professor & Head, Mechanical Engineering Department, Sir Padampat Singhania University,  
Hill Villa Annexe, Opp. Hotel Hilltop Palace, Ambavgarh, Udaipur 313001, Rajasthan, India.

#### Dr.S.Sasikumar

Professor and head, Department of ECE.,Hindustan college of Engg. and Tech.,Coimbatore.

#### Dr. GOVINDARAJ THANGAVEL

Professor, Muthayammal Engineering College , Rasipuram, India

#### Dr. Vijay Srivatsan

Digital Technology Lab. Corp. (Subsidiary of Mori Seiki), Davis, CA

#### Dr. Wang Yong-gang

School of Highway Chang'an University 901 Transportation Sci. & Tech. Building, Middle Section of Nanerhuan, Xi'an 710064, P. R. China

#### Dr. NAOUFAL RAISSOUNI

Professor of Remote Sensing and Physics at the National Engineering School for Applied Sciences,  
Abdelmalek Essaadi University, Tangier-Tetouan-Morocco

#### Dr. G. V. NAGESH KUMAR

Department of EEE Vignan's Institute of Information Technology Duvvada, Visakhapatnam, India

#### Dr. VELAYUTHAM .P

Adhiparasakthi Engineering College, Melmaruvathur, India

#### Dr DANWE RAIDANDI

Head of Mechanical Department, The College of Technology, University of DOUALA, Cameroon.

#### Dr. Bharat Raj Singh

Professor and Associate Director, School of Management Sciences, Technical Campus, India.

#### DR. SIVARAO SUBRAMONIAN

ASSOC. PROFESSOR, UNIVERSITI TEKNIKAL MALAYSIA MELAKA(UTeM), MELAKA, MALAYSIA.

#### Vijendra Singh

Assistant Professor, MITS, Lakshmarharh(sikar),Rajasthan-332311

#### Dr B.RUSHI KUMAR

Assistant Professor, VIT University, Vellore-632014, INDIA

#### Dr. Mueen Uddin

Senior Lecturer, Asia Pacific University of Technology and Innovation Kuala Lumpur Malaysia

#### Jian ian Liu

R&D Engineer in Alcon Laboratories

#### R.NAVANEETHAKRISHNAN

"Associate Professor, Bharathiyar College of Engineering & Technology, Karaikal"

#### Varun.G.Menon

Assistant Professor, SCMS School of Engineering and Technology, Karukutty, Kerala

#### T.R. Neelakantan

Associate Dean (Research), SASTRA Deemed University, Thanjavur, TN, India

#### Mr.Harikishore

Assistant Professor, KL University, Vijayawada, Andhra Pradesh, India.



**Dr. Mohammad Israr**  
Principal, Balaji Engineering College, Junagadh [Gujrat]

**B.T.P.MADHAV**  
Associate Professor, KLU

**Bensafi Abd-El-Hamid**  
Associate Professor, Abou Bekr Belkaid University of Tlemcen

**Dr. M.Chithirai Pon Selvan**  
Associate Professor,  
Amity University, Dubai.

**Dr. SREENTVASA RAO BASAVALA**  
Sr. Application Security Specialist, Yodlee InfoTech Pvt. Ltd, Bangalore.

**DR. BRIJENDER KAHANWAL**  
Associate Professor, Galaxy Global Imperial Technical Campus, Dinarpur, Ambala

**D . Asir Antony Gnana Singh**  
Assistant Professor, M.I.E.T Engineering College, Trichy-7, India.

**Ahmed Nabih Zaki Rashed**  
lecturer in Menoufia University

**SEYEZHAI RAMALINGAM**  
Associate Professor, SSN College of Engineering, Kalavakkam, Tamilnadu.

**Shahryar Sorooshian**  
Senior lecturer, University Malaysia Pahang (UMP), Malaysia

**GOVINDARAJ THANGAVEL**  
Professor, Muthayammal Engineering College , Rasipuram

**Wang Yong-gang**  
Chang'an University, Transportation Sci. & Tech. Building, Middle Section of Nanerhuan, Xi'an 710064, P. R. China

**Dr. S. Abdul Khader Jilani**  
Lecturer in College of Computers and Information Technology, University of Tabuk, Tabuk, The Kingdom of Saudi Arabia.

**Lai Khin Wee**  
Research Officer, Universiti Teknologi Malaysia

**Vijay Srivatsan**  
Vision Team Leader, Digital Technology Lab. Corp., Davis, CA

**Mr. Kodge Bheemashankar G.**  
lecturer/Head, Swami Vivekanand College, Udgir Dist. Latur (MH) INDIA.

**Dr.S.Sasikumar**  
Professor and Head, Hindustan College of Engineering and Technology, Coimbatore

**Dr. DEBOJYOTI MITRA**  
Associate Professor & Head, Sir Padampat Singhania University, Hill Villa Annexe, Opp. Hotel Hilltop Palace, Ambavgarh, Udaipur 313001, Rajasthan, India.

**Prof. T.Venkat Narayana Rao**  
Professor and Head, Hyderabad Institute of Technology and Management , Kompally, R.R Dist.

**Dr. NAOUFAL RAISSOUNI**  
Professor, Abdelmalek Essaadi University, Tangier-Tetouan-Morocco

**Rajesh Kumar Vishwakarma**  
Senior Lecturer, Jaypee University of Engineering & Technology A. B. Road Raghogarh, Dist.Guna 473226 (M.P) INDIA

**Dr. G. V. NAGESH KUMAR**  
Associate Professor, Vignan's Institute of Information Technology, Duvvada, Visakhapatnam - 530046

**Adis Medić**  
System and Network Engineer, Infosys ltd-Bosanska Krupa, Una-Sana Canton, Bosnia and Herzegovina

**Raj Gaurang Tiwari**  
Assistant Professor, Azad Institute of Engineering and Technology, Lucknow-226002, UP INDIA

**VELAYUTHAM .P**  
Associate Professor, Adhiparasakthi Engineering College, Melmaruvathur

**M. DANWE Raidandi**  
Head, The College of Technology, University of DOUALA, Cameroon.

**VIVEK S. DESHPANDE**  
Assistant Professor, MIT College of Engineering, Pune, India

**Umbarkar Anantkumar Janardan**  
Assistant Professor, Walchand College of Engineering, SANGLI.

**Jifeng Wang**  
University of Illinois at Urbana-Champaign

**ANUJ K. GUPTA**  
Associate Prof., RIMT - Institute of Engineering & Technology, Mandi Gobindgarh

**SUKUMAR SENTHILKUMAR**  
Post Doctoral Fellow, Universiti Sains Malaysia, Pulau Pinang-11800 [Penang], Malaysia.

**Maniya Kalpesh Dudabhai**  
Lecturer/ Asst. Professor, C.K.Pithawalla college of Engg.& Tech.,Surat

**Harish Kumar**  
Scientist in Force & Hardness Standard Group of National Physical Laboratory, New Delhi

**P.VELAYUTHAM**  
Assistant Professor, Adhiparasakthi Engineering College, Melmaruvathur

**Prasenjit Chatterjee**  
Assistant Professor, MCKV Institute of Engineering, a Co-ed P.G. Degree Engineering College, Liluah, Howrah, West Bengal

**Mariya Petrova Aleksandrova**

Assistant Professor and Department Researcher, Technical University of Sofia, Faculty of Electronic Engineering and Technologies, Sofia, Kliment Ohridski blv, 8

**Süleyman KORKUT**

Associate Professor, Duzce University, Duzce-Turkey.

**Sina Kazemian**

Senior Geotechnical Engineer, SCG Consultant Company, Selangor, Malaysia

**U C srivastava**

Asst.Professor, Amity University, Noida, U.P-201301-India

**Ch.V.Subbarao**

Assistant Professor, University of Petroleum and Energy studies-Rajahmundry.

**Antonella Petrillo**

Contract Researcher in Industrial Plant with specific skills in Multicriteria Decision Analysis and Decision Support System, University of Cassino

**Dr. Debasish Basak**

Senior Principal Scientist, Central Institute of Mining and Fuel Research, Barwa Road, Dhanbad – 826015.

**FAHIMUDDIN.SHAIK**

Assistant Professor, Annamacharya Institute of Technology & Sciences, Rajampet, A.P.

**DR. DEWAN MUHAMMAD NURUZZAMAN**

Professor, Dhaka University of Engineering and Technology (DUET), Gazipur, Gazipur-1700, Bangladesh.

**Dr V S GIRIDHAR AKULA**

Professor and Principal At Vemu Inst of Tech, P Kotha Kota Chittor dist

**Prasenjit Chatterjee**

Assistant Professor, MCKV Institute of Engineering, a Co-ed P.G. Degree Engineering College, Liluah, Howrah, West Bengal

**Amin Paykani**

Lecturer in Goldis English Institute, Tabriz.

**Dr. Sameer Mahadeorao Wagh**

Assistant Professor, Laxminarayan Institute of Technology, Rashtrasant Tukadoji Maharaj Nagpur University, Nagpur

**Dhahri Amel**

Research professor, Gafsa University-Faculty of Sciences

**Dr.Waleed Khalil Ahmed**

Instructor, United Arab Emirates University

**DR. RAJNEESH KUMAR GUJRAL**

Assoc. Professor, M.M. Engineering College, M.M university Mullana, Ambala-133 203, Haryana, India"

**Ing. Norbert Herencsar**

Contact person of the LLP Erasmus Bilateral Agreement, Czech Republic and Karadeniz Technical University, Trabzon, Turkey.

**Dr.R.SATHISHKUMAR**

Professor and Head, , Kodaikanal Institute of Technology, Dindigul Dist, India

**Dr.V.Vaithyanathan**

Associate Dean – Research, School of Computing, SASTRA University, Thanjavur 613 401

**SEDDIK BRI**

Professor – Researcher, Materials and Instrumentations (MIN), Electrical Engineering Department, High School of Technology, Meknes - Morocco

**Dr. Saurabh Pal**

Sr. Lecturer, VBS Purvanchal Univ. Jaunpur

**R.MANIKANDAN**

Senior Assistant Professor, SASTRA University, Thanjavur, India

**Professor.K.S.Zakiuddin**

Dean Academics (PG), Professor & Head, Dept of Mech Engg,Nagpur.

**K.V.L.N.ACHARYULU**

Associate Professor, Bapatla Engineering College,Bapatla.

**Dr. R. S. SHAJI**

Professor at Noorul Islam University, Kumaracoil.

**Dr. Roli Pradhan**

Assistant Professor, Maulana Azad National Institute of Technology

**Sunny Narayan**

Assistant professor & Departmental coordinator, Indus University, India.

**Dr. A. SENTHIL KUMAR**

Professor, Velammal Engineering College, Chennai

**Dr. C. LAKSHMI DEVASENA**

Assistant Professor, IBS, Hyderabad



# Potential Use of Fly Ash Base-Geopolymer as Aggregate Substitution in Asphalt Concrete Mixtures

I DewaMade Alit Karyawan<sup>#\*1</sup>, ErvinaAhyudanari<sup>#2</sup>, Januarti Jaya Ekaputri<sup>#3</sup>

<sup>#</sup>Department of Civil Engineering, Faculty of Civil, Environmental, and Earth Engineering,  
Institut Teknologi Sepuluh Nopember

Kampus ITS Sukolilo, Surabaya 60111, East Java-Indonesia

<sup>\*</sup>Department of Civil Engineering, Faculty of Engineering, Universitas Mataram  
Jalan Majapahit 62 Mataram 83125, Nusa Tenggara Barat-Indonesia

<sup>1</sup>dewa19.66@gmail.com

<sup>2</sup>ervina@ce.its.ac.id

<sup>3</sup>januarti@ce.its.ac.id

**Abstract**-Infrastructure industry is still dominant in developing countries. These activities requires a large number of aggregates. To make cement concrete and asphalt concrete, it requires 60% to 75% of aggregate in total volume of the mixture. This high volume of aggregates may cause reduction on availability of natural aggregate. Another problem is that not all area in Indonesia has the ability to provide adequate aggregates so that it can support the infrastructure development, especially in remote areas. The aggregate mobilization may face disruption. This research attempts to present an idea of creating an artificial aggregate. The artificial aggregate is made of power plant waste that is mixed with alkali silica, named as fly ash geopolymer. Previous study indicates that the use of fly ash geopolymer as filler replacement in asphalt concrete mixture, is able to double the stability of Marshall test. This experiment serves a role to design an artificial aggregate.

**Keywords** -artificial aggregate, fly ash geopolymer, asphalt mix materials

## I. INTRODUCTION

Increasing infrastructure development in most parts of the world, especially in developing countries, has resulted in reduced availability of raw materials. The use of natural resources to produce raw materials on an ongoing basis can threaten environmental conditions. Aggregates are one of the raw materials produced from rock exploration in nature. The aggregate is made of stone-crusher installation. The provision of aggregates to meet the natural aggregate needs of the infrastructure industry leads to depletion of natural resources [1][2]. This is understandable considering to make concrete cement and asphalt concrete, it requires 60% to 75% of aggregate of the total mixed volume [3]. The need for raw materials in the form of aggregate to support this infrastructure development cannot be fully met in every Indonesia area, especially in remote areas. There can be various obstacles in aggregate mobilization because all of Indonesian areas are not provided by adequate transportation facilities and infrastructures. Thus, it is necessary for sustainable efforts to develop alternative materials such as construction and dismantling waste and industrial waste to be used as replacements of natural aggregates [3]. There have been many studies using waste as artificial aggregates. A research using dismantling of buildings or debris caused by earthquake, for example brick, has been done to find new alternative material in the form of coarse aggregate of waste material. The use of brickle brick can reduce the problem and simultaneously help the conservation of natural resources [1]. There is also an artificial lightweight aggregate production using bottom ash from urban solid waste combustion. This is applied by stabilizing the bottom ash by adding cement, lime as a binder and made of using rotary granulator pan [4]. Another artificial aggregate research is conducted by recycling stone sludge and waste silt. Stone sludge is taken from stone slab processing and waste silt is taken from aggregate wash site. The analyzes include compressive strength, absorption, and artificial aggregate resistance to abrasion under vibration. As a result, water absorption depends on packing density, applied compaction vibration, filling the cavity between the aggregate sludge and the stone waste sludge. The results present denser structure, thus it can reduce the amount of using compacting agent, decrease the water cement ratio, and ultimately increase the compressive strength [5]. Production of light aggregate from fly ash geopolymer has been done by agglomeration technique, including: procurement of raw material, composition, mixing, agglomeration to form pellet. In agglomeration process, there is agitation or pressure provision. The agitation manner depends only on the strength of fall with addition of bonding agents such as water glass, kanji solution, and so on. The compaction manner is using a piston suppressor so that it can reduce pores, then it can produce very dense briquettes. Furthermore, the hardening process is by sintering, autoclaving and cold bonding, then there will be aggregated destruction. To form the aggregate, it is sieved to obtain appropriate size of the classification [6]. The above description creates an idea to use waste as an artificial

aggregate material. Waste to be used is fly ash. Fly ash is the result of coal use as a waste from power plants; while there is currently less than 50% of the fly ash utilization. The issue of industrial waste disposal has become an environmental issue, due to pollution caused primarily in big cities where there are limited landfills [1][2]. This research is conducted by an idea to make artificial aggregate from fly ash base-geopolymer.

The artificial aggregates are made of fly ash geopolymer paste. This paper discusses the results of a compressive strength test of fly ash geopolymer paste using a cylindrical sample. The resulting compressive strength is compared with other research results. The sample used is cylindrical with 5 cm-diameter and 10 cm-height. Further issue discusses the possibility of the fly ash utilization as an aggregate material based on the results of previous research.

## II. METHOD

### A. Experimental program

The geopolymer paste is made in 3 mixtures design based on  $\text{Na}_2\text{SiO}_3$  ratio with NaOH, namely 1.5, 2.0, and 2.5. The composition of fly ash and alkali is 75%: 25%. Each design mixture is used in 6 samples, therefore it requires total of 18 samples. The mixture design can be seen in Table 1 below.

TABLE 1. The Design of A Fly Ash Geopolymer Paste Mixture

No.	Code Samples	Fly ash (%)	Alkali (%)	Molarity NaOH (mol / liter)	$\text{Na}_2\text{SiO}_3 / \text{NaOH}$
1	1.5-1	75	25	8	1.5
2	1.5-2	75	25	8	1.5
3	1.5-3	75	25	8	1.5
4	1.5-4	75	25	8	1.5
5	1.5-5	75	25	8	1.5
6	1.5-6	75	25	8	1.5
7	2.0-1	75	25	8	2.0
8	2.0-2	75	25	8	2.0
9	2.0-3	75	25	8	2.0
10	2.0-4	75	25	8	2.0
11	2.0-5	75	25	8	2.0
12	2.0-6	75	25	8	2.0
13	2.5-1	75	25	8	2.5
14	2.5-2	75	25	8	2.5
15	2.5-3	75	25	8	2.5
16	2.5-4	75	25	8	2.5
17	2.5-5	75	25	8	2.5
18	2.5-6	75	25	8	2.5

### B. Materials

#### (1) Fly ash

Fly ash used is the remaining coal combustion from Paiton Steam Power Plant unit 5 and 6, Probolinggo Regency, East Java Province. The chemical element content testing is done at PT. Sucofindo Surabaya as shown in Table 2. Visual fly ash can be seen in Fig. 1. Based on their chemical content shown in Table 2, fly ash Paiton is categorized in class F. This indicates by the amount of  $\text{Al}_2\text{O}_3$ ,  $\text{SiO}_2$  and  $\text{Fe}_2\text{O}_3$  content by 74.39%, greater than 70% (ASTM C 618-96). According to the results obtained, generally coal is grouped in anthracite or bituminous coal types. Anthracite or bituminous coal is a type of coal having high carbon content, low moisture content, and slow speed in combustion.

TABLE 2. Chemical content of fly ash Paiton power plant

No	Chemical composition	Mass (%)	No	Chemical composition	Mass (%)
1	SiO <sub>2</sub>	36.50	10	SrO	0.17
2	CaO	19.65	11	CuO	0.04
3	Fe <sub>2</sub> O <sub>3</sub>	19.27	12	ZrO <sub>2</sub>	0.03
4	Al <sub>2</sub> O <sub>3</sub>	19.00	13	ZnO	0.02
5	SO <sub>3</sub>	3.45	14	HgO	0.02
6	K <sub>2</sub> O	0.90	15	V <sub>2</sub> O <sub>5</sub>	0.02
7	TiO <sub>2</sub>	0.71	16	Rb <sub>2</sub> O	0.01
8	BaO	0.31	17	Cr <sub>2</sub> O <sub>3</sub>	0.01
9	MnO	0.20	Jumlah		100.00



Fig. 1. Fly ash PLTU Paiton units 5 and 6

(2) Alkali Activator

The alkaline activator to the fly ash geopolymer mixture is a mixture of Sodium Hydroxide (NaOH) and Sodium Silicate (Na<sub>2</sub>SiO<sub>3</sub>). More detail description of the alkali activator used can be seen as follows:

(a) Sodium Hidroksida (NaOH)

It is used Sodium Hydroxide in the form of flake with a purity rate of 98%. It is also used Sodium Hydroxide in the form of flake as a solution that is dissolved by aquades. The concentration of Sodium Hydroxide used in this study is 8M. Fig. 2 (a and b) shows the flake and Sodium Hydroxide (NaOH) solutions.

(b) Sodium Silicate (Na<sub>2</sub>SiO<sub>3</sub>)

It is used Sodium Silicate in the form of viscous liquid (gel) with ready-made state. The liquid of Sodium Silicate (Na<sub>2</sub>SiO<sub>3</sub>) is shown in Fig. 2 (c).



a. NaOH flakeb. NaOH solution



c. Na<sub>2</sub>SiO<sub>3</sub> solution



Fig. 2. Alkali activator Sodium Hydroxide and Sodium Silicate

C. Mixing, casting, curing and testing

(1) Preparation of NaOH solution

Preparation of NaOH solution is done with molarity of 8 mol / l (8M) solution. The formula used to make a NaOH solution is:

$$n = V M \dots \dots \dots (1)$$

which:

n = number of solute moles (mole)

M = molarity of solution (mol / liter)

V = volume of solution (liter)

$$\text{Mass NaOH} = n Mr \dots \dots \dots (2)$$

Which:

$n$  = number of solute moles (mol)

$M_r$  = relative atomic mass (gram / mol)

The amount of flake NaOH required to prepare an 8M NaOH solution is using the formula (1) as follows:

$$n = VM = 1 \text{ liter} \times 8 \text{ mol / liter} = 8 \text{ mol}$$

$M_r \text{ NaOH} = 40,$

Which: Na = 23, O=16, H=1

Mass NaOH =  $n \text{ mol } M_r$

$$= 8 \text{ mol} \times 40 \text{ grams / mol}$$

$$= 320 \text{ grams}$$

So, to make 1 liter of 8M NaOH solution, it requires 320 grams of flakeNaOH. The following weight offlake NaOH is 320 grams. The flake NaOH is put into a measuring cup with a capacity of 1000 ml. Then, it adds aquades to the measuring cup filled with NaOH until the volume is 1000 ml. Then it is stirred and waited until it is cool. Once it is cool, the solution is stored in a container and ready for use.

## (2) Mixing and casting procedures

Before mixing the fly ash, firstly it is mixing  $\text{Na}_2\text{SiO}_3$  and NaOH with comparison based on the design. It is necessary to determine the amount of mixture. Then, it is to weigh the fly ash as required in the mixture, namely a gram. If the ratio of fly ash with alkali is 75%: 25%, then the amount of alkali is 25%: (75% .a) gram. After all of the mixture ingredients are available according to the composition, then the mixing is done. In the mixing process, it is preferable to use mixer to create possible mixture homogeneous. After the mixture is evenly mixed, it is done the casting. Compaction at the time of casting should be perfect so that there are no large pores in the sample. After the mold is fully loaded then it is flattened, then it is clamped with the mold. It is a 20 mm-diameter and 40 mm-height cylinder mold. After setting, the sample can be removed from the mold.

For example, to make a geopolymer mixture of 200 grams, it requires 75% of fly ash and 25% of alkali activator. Where the ratio of  $\text{Na}_2\text{SiO}_3$  with NaOH in alkali is 2, then it is prepared the materials as follow:

$$\text{Fly ash} = 75\% \times 200 \text{ grams} = 150 \text{ grams}$$

$$\text{Alkaline activator} = 25\% \times 200 \text{ grams} = 50 \text{ grams,}$$

then:

$$\text{NaOH} = 1/3 \times 50 \text{ grams} = 16,67 \text{ grams}$$

$$\text{Na}_2\text{SiO}_3 = 2/3 \times 50 \text{ grams} = 33,33 \text{ grams}$$

Mixing process:

Weigh 16,67 gram of NaOH solution and  $\text{Na}_2\text{SiO}_3$  33,33 grams. Then mix the sodium hydroxide solution and the sodium silicate that has been weighed and stirred until fused. Then weigh fly ash 140 grams. Put the fly ash into the vessel and then pour the alkaline activator. Stir until smooth using a spoon and mixer. Pour the paste into the sample mold while damaging to avoid exposure to the pores in the paste sample. Flatten the surface then clamp. Afterwards, dry the sample mold. The geopolymer sample is stored in a container. Other samples are conducted in the same manner according to the mixture composition. Fig. 3 is the process of mixing fly ash geopolymer paste.

### a. Treatment (Curing)

Samples removed from the mold are further wrapped with a damp cloth to keep it moist. This is important so there is no crack in the sample. The treatment is performed until the 28-day of tested sample.

### b. Testing

Testing of pasta samples is conducted at 28 days. The sample surface of the paste cylinder should be ascertained in a flat state before testing. It is also important to pay attention to the test object flatness because it greatly influences on the value of compressive strength. Then, weigh the specimen to get its density value. To know the density value, it is the weight of the specimen divided by the cylindrical specimen volume. The compressive strength test may be performed after the specimen complies with the requirements.




Fig.3. The process of mixing fly ash geopolymer paste

### III. Results and Discussion

#### A. Result

The results of the compressive strength test as well as the complete density of the geopolymer paste samples in various compositions are shown in Table 3 below.

TABLE 3. Test results of fly ash geopolymer samples

Mixed Number	Code Sample	Weight (gr)	Density (gr/cm <sup>3</sup> )	Compressive strength (MPa)	Mixed Number	Code Sample	Weight (gr)	Density (gr/cm <sup>3</sup> )	Compressive strength (MPa)
1	1.5-1	29,50	2,35	36,35	10	2.0-4	29,80	2,37	25,91
2	1.5-2	29,40	2,34	23,27	11	2.0-5	28,90	2,30	30,01
3	1.5-3	30,10	2,39	53,33	12	2.0-6	29,40	2,34	78,99
4	1.5-4	30,00	2,39	49,83	13	2.5-1	28,80	2,29	19,72
5	1.5-5	29,30	2,33	78,07	14	2.5-2	28,80	2,29	27,73
6	1.5-6	29,10	2,31	47,71	15	2.5-3	28,80	2,29	40,66
7	2.0-1	30,20	2,40	48,77	16	2.5-4	29,00	2,31	27,07
8	2.0-2	31,60	2,51	36,50	17	2.5-5	29,30	2,33	30,47
9	2.0-3	29,50	2,35	23,93	18	2.5-6	28,60	2,28	37,06

Based on Table 3 above, the calculation of average density and compressive strength of the fly ash geopolymer paste is used to determine the inter-variablerelationship. The average density of fly ash geopolymer for the ratios of Na<sub>2</sub>SiO<sub>3</sub> and NaOH by 1.5, 2.0 and 2.5 are 2.35, 2.38, and 2.30. While the average compressive strength of fly ash geopolymer paste for the ratios of Na<sub>2</sub>SiO<sub>3</sub> and NaOH by 1.5, 2.0 and 2, 5 are 48.09, 40.68 and 30.45. Fig. 4 shows the compressive strength relationship with density. Fig. 5 shows the compressive strength relationship with Na<sub>2</sub>SiO<sub>3</sub> with NaOH ratios.

#### B. Discussion

An artificial aggregate of fly ash geopolymer is made of fly ash based on geopolymer paste. Fly ash is a material having characteristics and as a source of aluminosilicate. The geopolymer characteristics of fly ash have been studied extensively in the last decade [7]. A number of fly ash geopolymer with alkali peractive utilization is done by various methods. The cost-effective method is by using low energy. One of the energy-saving methods used in the manufacture of fly ash geopolymer paste is cold bonding method[8]. The findings suggest that the fly ash is suitable for making geopolymers, and the resulting geopolymer indicates the mechanical properties and high durability[7]. This type of alkali activator plays an important role in the geopolymerization process and has a significant influence on the geopolymer mechanical strength. Currently, the most commonly used basic activation is the combination of Sodium Silicate (Na<sub>2</sub>SiO<sub>3</sub>) solution and Sodium Hydroxide (NaOH) solution with different Na<sub>2</sub>SiO<sub>3</sub> and NaOH mass ratio [9].

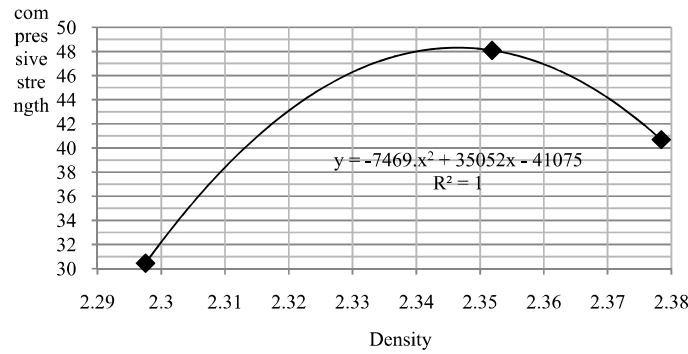


Fig. 4. Relation of compressive strength (y) with density (x)

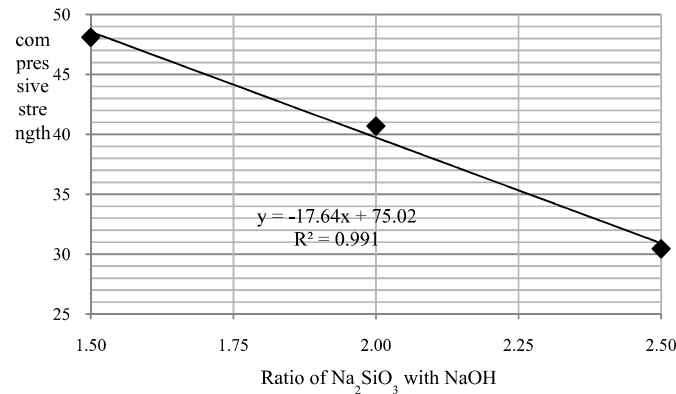


Fig.5. The compressive strength (y) relationship with the alkali activator ratio of Na<sub>2</sub>SiO<sub>3</sub> with NaOH (x)

Likewise in this study, in Fig. 5 it can be seen that the geopolymer compressive strength is influenced by the Na<sub>2</sub>SiO<sub>3</sub> and NaOH ratios. Lower Na<sub>2</sub>SiO<sub>3</sub> and NaOH ratios lead to higher paste compressive strength. The highest average compressive strength of 48.09 MPa can be obtained at ratio of Na<sub>2</sub>SiO<sub>3</sub> and NaOH by 1.5. The lowest average compressive strength is 30.45 MPa in Na<sub>2</sub>SiO<sub>3</sub> and NaOH ratio of 2.5. According to Shuaibu [10] in addition to the influence of Na<sub>2</sub>SiO<sub>3</sub> and NaOH ratios, the optimal strength of geopolymers is also influenced by the molarity of NaOH, fly ash ratio and alkali activator and temperature preservation [9]. The statement is supported by a study which states that the increase in molarity of NaOH from 8M to 14M with the same 2.5 Na<sub>2</sub>SiO<sub>3</sub> and NaOH ratios increases the compressive strength by 10 MPa, from 57 MPa to 67 MPa [10]. With the same molarity of 8 M NaOH and the variation in the ratio of Na<sub>2</sub>SiO<sub>3</sub> to NaOH, 0.5, 1.0, 1.5, 2.0, and 2.5, Risdanareni et al. found that there is an increase of the paste compressive strength from a ratio of 0.5 to 2.0, then it is decreased by 2.5. However, there are different results when using molarity of 10M NaOH, where the compressive strength increase is based on the increase of Na<sub>2</sub>SiO<sub>3</sub> to NaOH ratios. The highest compressive strength can be achieved in ratio of 2.5 by 30.97 MPa [11]. This means that the geopolymer compressive strength can be increased by modifying the mixture namely by changing Na<sub>2</sub>SiO<sub>3</sub> to NaOH ratio as well as the molarity of NaOH. So that, natural aggregate compressive strength of 33.0 MPa [11] can be achieved by fly ash geopolymer paste. Even fly ash geopolymer pastes is greatly possibly to have higher compressive strength. The activator ratio and the concentration of NaOH solution have an important role to the compressive strength value of the geopolymer paste. Changes in compressive strength are generally linear with changes in NaOH concentration as well as Na<sub>2</sub>SiO<sub>3</sub> and NaOH ratios [12]. The compressive strength of fly ash geopolymer can be increased by changing Na<sub>2</sub>SiO<sub>3</sub> and NaOH ratios, resulting in compressive strength up to 103 MPa [13]. However, in the study by Tajunnisa et al. (2016), it was found that the compressive strength was not only influenced by the ratio of Na<sub>2</sub>SiO<sub>3</sub> to NaOH, but also by the type of fly ash used. This research used the fly ash taken from Japan and Indonesia. The ratios of Na<sub>2</sub>SiO<sub>3</sub> to NaOH used were 1.5, 2.0 and 2.5. For the geopolymer made of Indonesian fly ash, it is obtained the highest compressive strength at a ratio of 1.5, of 57.5 MPa. As for the geopolymer made of Japan fly ash, the highest is 47.7 MPa, at a ratio of 2.5. The geopolymer made of Indonesian fly ash has a higher compressive strength than the Japanese fly ash. This is because the chemical content of Indonesian fly ash is rich in CaO and Fe<sub>2</sub>O<sub>3</sub>. Fly ash with high CaO levels causes a reciprocal reaction of polymerization and hydration [14].



Several studies have been conducted by making the relationship between the compressive strength of the fly ash base-geopolymer paste with the artificial aggregate properties. There is a research of making artificial aggregate from fly ash geopolymer with compressive strength of 22,8 Mpa; it results in aggregate with water absorption value by <13,01%[15].Srinivasan et al.[16], found out that the quality of artificial aggregate is lower than the natural one. This research, it is used natural aggregate and the artificial one for concrete mixture. The results indicates that in the age of 28 days, compressive strength of concrete with natural aggregate is 25.86 N/mm<sup>2</sup> meanwhile, those with artificial aggregate is 18.07 N/mm<sup>2</sup> [15]. However, the research studying on the quality of artificial aggregate is continuously performed out.The aggregate properties are: crushing and impact values, abrasion and water absorption. For crushing values, artificial aggregates obtain a value by 31.8% that is lower than the natural aggregates, but it has 26.4% higher impact values. The abrasion value is too low so that it is necessary for upgradingto be used as a road material. Another result is the percentage of aggregate water absorption which is 9 times higher than the natural aggregate, but it can be eliminated by various repair methods such as by using sodium silicate and other materials. Other studies result in specific gravity aggregates of 1.7, bulk densities of 1050 kg / m<sup>3</sup>, water absorption of 18%, abrasion values <40% and aggregate resistance <12%[17].

TABLE 4.Properties of artificial aggregates and natural aggregates

No.	Aggregate Properties	Artificial aggregates					Natural aggregates
		Could bonded [15]	Sintered pellets[17]	Aardelite Aggregate[17]	Pelletizationprocess[18]	Sintered fly ash aggregate[19]	Crushed stone [19][17]
1	Compressive strength (MPa)	22.81	-	-	13.72	26,7	33.0
2	Water absorption (%)	<13.01	14%-18%	18%	-	15%-16%.	-
3	Specific Gravity	-	1.30-1.60	1.7	2,12	1,66	2.75-2.95
4	Shape	-	Round	Round	Round	-	Angular
5	Bulk Density (kg/m3)	-	750-900	1050	942.68	-	1450-1750
6	Particle size (mm)	-	5-15	-	-	-	5-40 and greater

Table 4 shows the comparative properties of artificial aggregates and natural aggregates. Previous research has shown that the artificial aggregate has lower compressive strength than the natural aggregate. Looking at other properties such as water absorption, specific gravity and bulk density, these also show lower values. These values are linear with the compressive strength value. The results of the study review obtain primarily by reviewing the compressive strength of cylinders, reinforcing the hypothesis that the artificial aggregates with fly ash geopolymer materials can potentially replace natural aggregates. The compressive strength is correlated with other aggregate properties, so that it can obtain aggregates with better properties than the natural aggregate. These results simultaneously show that the artificial aggregates of fly ash geopolymers qualify as asphalt mixtures. This reasoning is supported by higher compressive strength test results than the compressive strength test for aggregates in some studies. Furthermore, compressive strength the geopolymer may be further added by varying the mixture with modification of the ratios of Na<sub>2</sub>SiO<sub>3</sub> and NaOH, NaOH molarity, fly ash ratio and alkaline activator and temperature preservation. This experiment can be improved by designing artificial aggregates. The quality of artificial aggregate of fly ash geopolymer is directly proportional to the compressive strength of the geopolymer paste used. There is a fact that the paste compressive strength can be increased, then it is possible to obtain a good quality of aggregate. Success will be enhanced by using a pelletization process as an effective way to produce artificial light aggregates [20]. The results show that the use of fly ash geopolymer is prospective for using an artificial aggregate material. Because, it can produce the fly ash geopolymer paste formula with high compressive strength. Since the artificial aggregates have properties such as natural aggregates, it can be used as a mixture of asphalt for roads and airports. Previous research has shown that the use of fly ash geopolymer as a filler on concrete asphalt mixture can lead to double increase of the stability of Marshall test [21].

The statement of Aodah, et al, supports the idea of successful use of artificial aggregates from fly ash. Which it is stated that the determinants of asphalt mixture performance are not only based on the properties, but rather by aggregate gradation. In this case, the parameter is the gradient ratio, which correlates with strength

parameters and mixed performance [22]. On the other hand, workability is one of the important parameters in designing asphalt mixtures [23]. This is more easily achieved with artificial aggregates, because the grain size can be planned to follow the desired gradation. Review of some papers by Vali and S, allows the use of lightweight aggregates as a modern structural element. The utilization of fly ash for artificial aggregates is a form of attention to the diminished natural aggregate resources. This success will reduce the use of natural aggregates, amid improvements in the infrastructure industry [24].

#### IV. CONCLUSION

The conclusions of this study based on Results and Discussion are as follows:

- 1) Fly ash-based geopolymer is potentially used as an artificial aggregate material for as a replacement aggregate in a concrete asphalt mixture.
- 2) The quality of artificial aggregate can be increased by increasing the compressive strength of the geopolymer paste.
- 3) The compressive strength of the fly ash base-geopolymer paste can be increased by modifying the alkali activator, ie the ratio of  $\text{Na}_2\text{SiO}_3$  to NaOH, and the molarity of NaOH.
- 4) Higher compressive strength leads to better result of artificial aggregate properties, therefore, it is necessary for well plan of the fly ash based-geopolymer paste mixture.
- 5) The successful utilization of aggregate made from fly ash based-geopolymer, will reduce the use of natural aggregate, so that it can be considered as a form of attention to the depletion of natural resources.

#### V. ACKNOWLEDGEMENT

The authors would like to thank to BUDI DN - LPDP scholarship for their support through Indonesian education scholarship program.

#### VI. REFERENCES

- [1] F. Debiec and S. Kenai, "The use of coarse and fine crushed bricks as aggregate in concrete," *Constr. Build. Mater.*, 2008.
- [2] P. Priyadarshini, G. S. Mohanganeshanda, and Santhi, "A Review on Artificial Aggregates," *Int. J. Earth Sci. Eng.*, vol. 5, no. 301, pp. 540–546, 2012.
- [3] P. B. Cachim, "Mechanical properties of brick aggregate concrete," *Constr. Build. Mater.*, 2009.
- [4] R. Cioffi, F. Colangelo, F. Montagnaro, and L. Santoro, "Manufacture of artificial aggregate using MSWI bottom ash," *Waste Manag.*, pp. 281–288, 2011.
- [5] F. C. Chang, M. Y. Lee, S. L. Lo, and J. D. Lin, "Artificial aggregate made from waste stone sludge and waste silt," *J. Environ. Manage.*, 2010.
- [6] J. Thomas, "Concrete made using cold bonded artificial aggregate," *Am. J. Eng. Res.*, no. 1, pp. 2320–847, 2013.
- [7] S. Pu, P. Duan, C. Yan, and D. Ren, "Influence of sepiolite addition on mechanical strength and microstructure of fly ash-metakaolingeopolymer paste," *Adv. Powder Technol.*, 2016.
- [8] J. M. J. M. Bijen, "Manufacturing processes of artificial lightweight aggregates from fly ash," *Int. J. Cem. Compos. Light. Concr.*, 1986.
- [9] A. M. M. Al Bakri, H. Kamarudin, M. Bnhussain, I. K. Nizar, A. R. Rafiza, and Y. Zarina, "The Processing , Characterization , and Properties of Fly Ash Based Geopolymer Concrete," pp. 90–97, 2012.
- [10] R. A. Shuaibu, "Compressive Strength of Low Calcium Fly Ash Geopolymer Concrete- A Review," *Int. J. Emerg. Technol. Adv. Eng.*, vol. 4, no. 4, pp. 463–470, 2014.
- [11] P. Risdanareni, J. J. Ekaputri, and M. M. A. B. Abdullah, "Effect of Alkaline Activator Ratio to Mechanical Properties of Geopolymer Concrete with Trass as Filler," *Appl. Mech. Mater.*, vol. 754–755, no. April, pp. 406–412, 2015.
- [12] P. Risdanareni and J. J. Ekaputri, "The Influence of Alkali Activator Concentration to Mechanical Properties of Geopolymer Concrete with Trass as a Filler," *Mater. Sci. Forum*, vol. 803, pp. 125–134, 2015.
- [13] M. Z. N. Khan, F. uddin A. Shaikh, Y. Hao, and H. Hao, "Synthesis of high strength ambient cured geopolymer composite by using low calcium fly ash," *Constr. Build. Mater.*, 2016.
- [14] Y. Tajunnisa, M. Sugimoto, T. Sato, J. J. Ekaputri, and M. Shigeishi, "Characterization of Low Calcium Fly Ash for Geopolymer Paste," in 16th International Conference and Exhibition on Structural Faults and Repair, 2016.
- [15] G. Perumal and S. Anandan, "Performance evaluation of alkali activated fly ash lightweight aggregates," *Eng. J.*, vol. 18, no. 1, pp. 77–85, 2014.
- [16] K. Srinivasan et al., "An Experimental Study on Manufacture of Artificial Aggregates Incorporating Flyash, Rice Husk Ash and Iron Ore Dust," *Int. J. Sci. Eng. Technol. Res.*, vol. 5, no. 1, 2016.
- [17] G. B. Singh, "Artificial Aggregate Production from Fly Ash," *Masterbuilder Bur.*, 2016.
- [18] P. Gomathi and A. Sivakumar, "Characterization on the strength properties of pelletized fly ash aggregate," *ARPN J. Eng. Appl. Sci.*, vol. 7, no. 11, pp. 1523–1532, 2012.
- [19] A. R. Rafiza, A. M. M. Al Bakri, H. Kamarudin, I. K. Nizar, D. Hardjito, and Y. Zarina, "Reviews on the Properties of Aggregates made with or without Geopolymerisation Method," vol. 626, pp. 892–895, 2013.
- [20] K. S. Vali and A. Rahim, "Mechanical Properties of Light Weight Engineered Cementitious Composites," *Int. J. Eng. Technol.*, vol. 8, no. 6, pp. 2937–2945, 2017.
- [21] E. Ahyudanari, J. J. Ekaputri, and M. Tardas, "Analysis of Coal Waste Solidification as an Alternative Filler Material in Asphalt Concrete Mixture," *Mater. Sci. Forum*, vol. 841, no. November 2015, pp. 65–71, 2016.
- [22] H. H. Aodah, Y. N. A. Kareem, and S. Chandra, "Performance of Bituminous Mixes with Different Aggregate Gradations and Binders," *Int. J. Eng. Technol.*, vol. 2, no. 11, pp. 1802–1812, 2012.
- [23] A. Setiawan, L. B. Suparma, and A. T. Mulyono, "The Effect of Aggregate Gradation on Workability of Asphalt Concrete(CFD)," *Int. J. Eng. Technol.*, vol. 8, no. 4, pp. 1750–1757, 2016.
- [24] K. S. Vali and B. M. S., "Overview of Artificial Aggregates Overview of Artificial Lightweight Aggregates-A Review," *Int. J. Civ. Eng. Technol.*, vol. 8, no. 6, 2017.

### **AUTHOR PROFILE**

I Dewa Made Alit Karyawan is an Doctoral student at Institut Teknologi Sepuluh Nopember, Indonesia and Associate Professor at Universitas Mataram, Indonesia. He obtained his Master degree in Magister of Civil Engineering from Universitas Brawijaya, Indonesia in 2001. His research interests is in road and airfield pavement.

Ervina Ahyudanari is an Associate Professor at the Institut Teknologi Sepuluh Nopember, Indonesia. She obtained her Ph.D. in Civil Engineering from Universiti Teknologi Petronas, Malaysia in 2014. She obtained her Master of Engineering degree in Civil Engineering at the University of New South Wales in 2003. Her research Interests in transportation, road and airfield pavement.

Januarti Jaya Ekaputri is an Associate Professor at the Institut Teknologi Sepuluh Nopember, Indonesia. She obtained her Ph.D. in Concrete Technologi from The University of Tokyo in Japan in 2010. She obtained her Magister of Structural Engineering degree in Civil Engineering at Institut Teknologi Bandung, Indonesia in 2000. Her research Interests is in concrete and material.