

2020_IJCRT_Tajidan_Tracer_Inter_nonscopus.pdf

by

Submission date: 29-May-2023 07:43PM (UTC-0500)

Submission ID: 2104871916

File name: 2020_IJCRT_Tajidan_Tracer_Inter_nonscopus.pdf (1.62M)

Word count: 8541

Character count: 46498



Tracer Study for Alumni and Graduated Users of Agricultural Faculty Mataram University

Tajidan Tajidan¹, Sutresna², Halil³, Meisir Syaputra⁴

¹Agricultural Faculty – Mataram University

Abstract: The important component in the Study Program Performance Report is the need for data on alumni waiting time up to getting a job, the suitability of the field of work with the field of science, and the classification of the workplace, as well as the satisfaction of graduate users. In connection with these needs, a study on tracking alumni and user satisfaction of graduates from 2016 to July 2020 was carried out with the aim of knowing the percentage of alumni who are working and not working, knowing the waiting time for graduates to get a job, grouping the field of work of graduates with areas of graduate expertise, classify the workplace of graduates, classify the level of satisfaction of graduate users, and analyze the relationship between outcomes and satisfaction of graduate users. The method used in this research is descriptive method and analysis of frequency and percentage, as well as Importance Performance Analysis (IPA). The results obtained from the study of tracking alumni and graduate users are: The number of alumni who were successfully tracked was 321 people or 14.42% of the total alumni who graduated from 2016 to July 2020. Of these, 237 people worked (73, 84%). The descriptions of each study program are as follows: 64% Agribusiness Study Program, 74% Agroecotechnology Study Program, 93% Aquaculture Study Program, and 79% Forestry Study Program, the rest are alumni who have not worked respectively 36%, 26%, 7%, and 21%. The waiting time required for alumni to get a job is less than 6 (six) months or 1 (one) semester. The percentage of waiting time less than 6 (six) months is 76% of graduates from Agribusiness Study Program, 79% Agroecotechnology Study Program, 95% Aquaculture Study Program, Forestry Study Program 92%. Graduates of study programs who work in accordance with their respective fields of expertise. The high level of suitability achieved by graduates of Agribusiness Study Program is 51%; Agroecotechnology Study Program 60%, Aquaculture Study Program 32%, and Forestry Study Program 38%. The workplace of graduates of all study programs is at the local / unlicensed entrepreneurship level. The details of per study program are 75% Agribusiness Study Program, 68% Agroecotechnology Study Program, 47% Aquaculture Study Program, and 76% Forestry Study Program. The satisfaction of graduate users varies from moderate, good to very good. Sufficient levels of satisfaction are found in indicators of mastery of English, use of information technology, teamwork, communication skills and self-development. The position of the study program is associated with the achievement of alumni outcomes with user satisfaction. Graduates can rank consecutively are graduates of the Aquaculture Study Program, Agroecotechnology Study Program, Forestry Study Program, and Agribusiness Study Program. The achievement of graduate rankings does not have a strong connection with the achievement of accreditation, because the tracking study is one point from a number of points of accreditation assessment.

Keywords: outcome, satisfaction, waiting, workplace.

Introduction

The success of holding the Tri Dharma of Higher Education can be measured by the ability of alumni to practice science and technology according to their fields. Measures of success is in line with learning outcome learning so that learners become a human being useful and beneficial to the community corresponding their respective areas of expertise (Prihatiningsih, 2015; Buto, 2018). In Law Number 12 of 2012 concerning Higher Education, it is stated that the goal of higher education is to produce graduates who master the branches of science and technology to fulfill national interests and increase the competitiveness of the nation. In line with the goals of higher education, the success of implementing higher education is measured by the extent to which alumni or graduates have contributed to national development and how much competitiveness is in the labor market (Rasiman, *et al.*, 2013).

On the basis of these higher education goals, the National Accreditation Board for Higher Education (BAN-PT) in organizing accreditation measures the extent to which alumni have taken part in society and contributed to national development, thus placing the contribution and position of alumni as a measure of progress achieved by higher education institutions in the implementation of dharma education (Buto, 2018). In the standard, students and graduates question the description of alumni in the world of work, and expect universities to track alumni periodically (BAN-PT, 2020a).

An important component in graduation standards is tracking alumni (Suheri, *et al.* 2016; Sukartono, *et al.* 2017). Alumni tracking is an activity to find information about the position and position of college alumni after completing their education, especially when entering the world of work and careers. The role of alumni will continue when communication is established between alumni and their alma mater, so that alumni can contribute to the progress of the campus (Fajaryanti, *et al.*, 2015). The role of alumni in advancing the campus is organized in the Alumni Family Association. In reality on many campuses, the Alumni Family Association contributes to the improvement of higher education governance, curriculum revision, and donations of facilities and infrastructure, as well as establishing cooperation in organizing the tri dharma of higher education (education, research, and community service).

The role of alumni association becomes more apparent if they are involved in tracking activities, because tracking alumni provides benefits, including: providing alumni absorption in the world of work, providing data outcome higher education, monitoring the distribution of alumni in various types of work, identifying the *hard skills* and *soft skills needs* of alumni in the world of work, as feedback for improving governance, curriculum, improving facilities and infrastructure, and achieving a *image* positive for the progress of higher education (Anonymous, ???; Anonymous, 2017). These benefits are increasingly recognized if alumni tracking is carried out periodically, at least once every 3 (three) years.

The Faculty of Agriculture, University of Mataram has conducted periodic alumni tracking. Tracking the first alumni was carried out from 2009 to 2013 in a limited scope by each study program or department in order to fill in form documents. After the establishment of the Education Quality Assurance Agency for the Faculty of Agriculture in 2014, a work program was compiled, among others, to carry out an alumni tracking or tracing study. In 2016, a study to trace alumni who graduated from 2012 to 2015 was conducted (Tajidan, *et al.*, 2016). The results of this tracing study have led the Agribusiness Study Program to achieve A Accreditation, the Agroecotechnology Study Program and the Soil Science Study Program each obtain B Accreditation

Based on the Regulation of the Minister of Education and Culture Number 5 of 2020 concerning Accreditation of Study Programs and Higher Education in Article 6 paragraph (1) stated that the validity period of the Accreditation for Study Programs or Higher Education conducted by BAN-PT is 5 (five) years. In accordance with the Permendikbud, the accreditation period for the Agribusiness Study Program will end in April 2020, while the Agroecotechnology Study Program will end in 2022, while the Soil Science Study Program will end in 2024.

Referring to BAN-PT Regulation Number 1 of 2020 concerning Accreditation Mechanisms Article 1 paragraph (5) states that the Study Program Accreditation Instrument 4.0, hereinafter referred to as IAPS 4.0, is an APS instrument in effect since April 1, 2019 which has been developed by BAN-PT in accordance with the provisions of the Legislation based on the National Higher Education Standards. Because IAPS 4.0 is aligned with the National Higher Education Standards, the standard component of graduates remains an important item in determining the accreditation ranking, namely Good, Excellent, and Excellent (BAN-PT, 2020b).

For Study Programs with a Good rating, it is a must for him to apply for accreditation to BAN-PT in order to achieve a higher rank, namely Excellent and Excellent, while for study programs currently holding a B or Very Good rating voluntarily apply for re-accreditation for improve the ranking to be Excellent. Every Study Program and Higher Education that carries out re-accreditation, it is imperative for him to conduct an alumni tracking

study, including tracking the agencies or companies where the alumni work or have careers. In other words, tracing studies are a must for study programs and / or colleges proposing re-accreditation (Anonymous, 2017).

The Faculty of Agriculture, University of Mataram, which currently houses 6 (six) study programs and acts as a study program management unit, is obliged to prepare a Study Program Performance Report (LKPS). The study programs are: Agroecotechnology, Agribusiness, Soil Science, Forestry, Aquaculture, and Marine Studies Program. In 2019 a tracking study for alumni of the Forestry Study Program and Aquaculture Study Program was conducted (Latifah *et al.*, 2019), while the Soil Science Study Program has only produced 1 (one) graduate, and the Marine Program has not yet produced graduates. In 2020, tracking studies are currently being carried out in the Agribusiness Study Program, Agroecotechnology Study Program, Aquaculture Study Program and Forestry Study Program

On the basis of the above thought and scope, the *Tracer Study of Alumni and Graduates* of the Faculty of Agriculture, Mataram University considered it important to be implemented.

Achievement of accreditation is a quality assurance for *stakeholders* on the qualifications of education in tertiary institutions. Therefore, each stakeholder hopes that the Study Program and Higher Education can achieve A or Excellent accreditation. Of the six study programs managed at the Faculty of Agriculture, Mataram University, most of them still have B accreditation status, only one Study Program has achieved A accreditation, namely the Agribusiness Study Program.

With the B accreditation that has been achieved is actually not a serious problem, but the problem is the demands of *stakeholders* who want to continuously improve the quality of higher education services as part of the implementation of a quality culture, so that all or most of the study programs can achieve accreditation A or Superior. In order to achieve A or Excellent accreditation, it is imperative that the best activities are always carried out to achieve the highest score in each assessment item by the *assessors* BAN-PT, when conducting *desk evaluations* and *site visits*.

In order to fulfill the desires and fulfill the interests of *stakeholders* these, the problem that is being faced is the implementation of regular alumni tracking studies and graduate users, so that the position of alumni can be identified in relation to the waiting period from graduation to getting a job, according to the field of work and science, classification of where graduates work, and the level of satisfaction of graduate users, as well as recommendations for improving curriculum and teaching and learning processes, suggestions for improvements to higher education governance, reconstructive recommendations for improving the quality of service to the community (Halil, et al, 2015; Riadi, 2013; Santuri, 2013; Team *Tracer Study*, 2016).

Objective To

- a. know the percentage of alumni who are working and who have not worked.
- b. Knowing the waiting time for graduates to get a job
- c. Grouping the field of work of graduates with areas of expertise of graduates
- d. Classifying the workplace of graduates
- e. Classifying the level of satisfaction of graduate users
- f. Analyzing the relationship between outcomes and satisfaction of graduate users.

Method

Implementation time was

Data collection carried out from April 1, 2020 to September 14, 2020.

Data collection period

Alumni data collected were alumni who graduated from 2016 to July 2020.

Unit of Analysis

As the unit of analysis are individual alumni (people) who grouped on the basis of the Study Program and year of graduation.

Data Collection Methods

Data is obtained by distributing questionnaires through the *Whatsapp Group* Alumni. The questionnaire is arranged in google.form format.

Data Collection Implementation Procedures

1. Prepare a questionnaire
2. Trial Questionnaire
3. Revision of the questionnaire
4. Form a Whatsapp (WA) Group Alumni per Study Program
5. Send a questionnaire to the WA Group and to the handphone number of Graduates

6. Alumni and Graduates Users to fill in and send questionnaire
 7. data Download data
 8. Edit and process data according to objectives and Needs
 9. Analyzing and interpreting
- Data Analysis

To achieve the research objectives, tabulation analysis of the number and percentage of the number of units of analysis was carried out, as well as descriptive statistical analysis using data displays in the form of tables, graphs, and / or *flowcharts* according to analysis needs, followed by *Importance Performance Analysis*.

Results and Discussion

1. Working and Not Working Alumni

in BAN-PT Regulation Number 2 of 2019 concerning Guidelines for Preparation of Self-Evaluation Reports and Preparation of Study Program Performance Reports in Annex 2 emphasizes filling in data related to outputs and outcomes. The intended outputs and outcomes are the number of graduates and the number or percentage of alumni who are already working, implicitly those who have not worked.

Table 1. Number of Alumni Who Work and Have Not Worked

the Study Program	Number of Graduates (people)	Number of Graduates who are tracked to be		working (people)		Not Yet Working (people)
		(people)	(%)	Employees	Business-man	
Agribusiness	1,101	107	9.72	52	16	39
Agroecotechnology	590	110	18.64	77	4	29
Aquaculture	174	41	23.56	35	3	3
Forestry	361	63	17.45	26	24	13
Total	2,226	321	14.42	190	47	84

Source: Primary Data

Alumni who work consist of employees and entrepreneurs. Those who work as employees are those who apply for jobs at agencies or companies as permanent employees or as contract or honorary staff who get wages or salaries without risk of profit or loss; while an entrepreneur is an alumni who carries out business activities to set aside a portion of his income as a reward from his own business in the form of wages or salaries and accepts the risk of profit or loss.

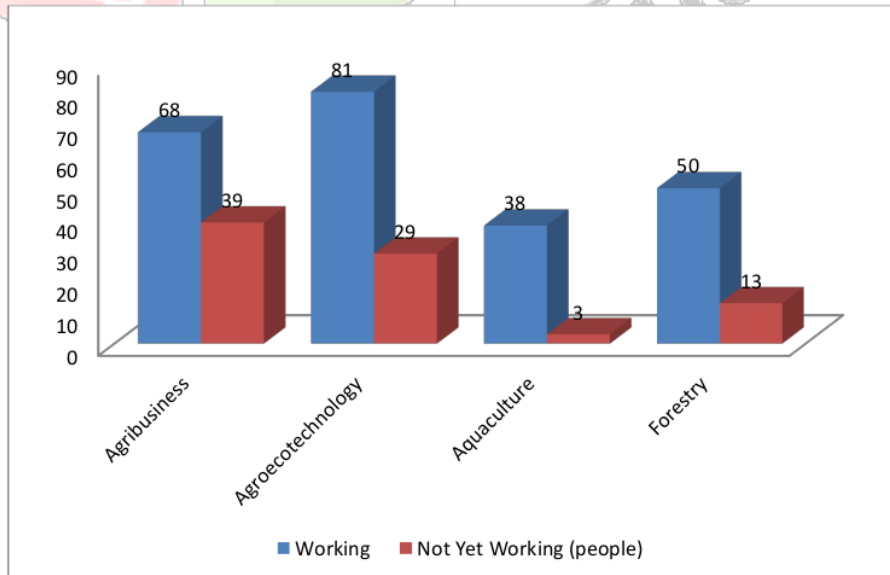


Image 1. The number of working and unemployed alumni who are tracked (people) from 2016 to 2020

In Table 1 and Figure 1 below that of the 4 (four) Study Programs in the Faculty of Agriculture that are most absorbed in quantitative employment are alumni of the Agroecotechnology Study Program, compiled by alumnus of the Agribusiness Study Program, Aquaculture Study Program and the lowest is the Forestry Study Program. Figure-2 shows that qualitatively, the alumni of the Aquaculture Study Program are in the first rank, followed by alumni of the Forestry Study Program, alumni of the Agroecotechnology Program, and the lowest are alumni of the Agribusiness Study Program. On the other hand, the most unemployed alumni are occupied by alumni of the Agribusiness Study Program, Agroecotechnology Study Program, Forestry Study Program, and finally the Aquaculture Study Program.

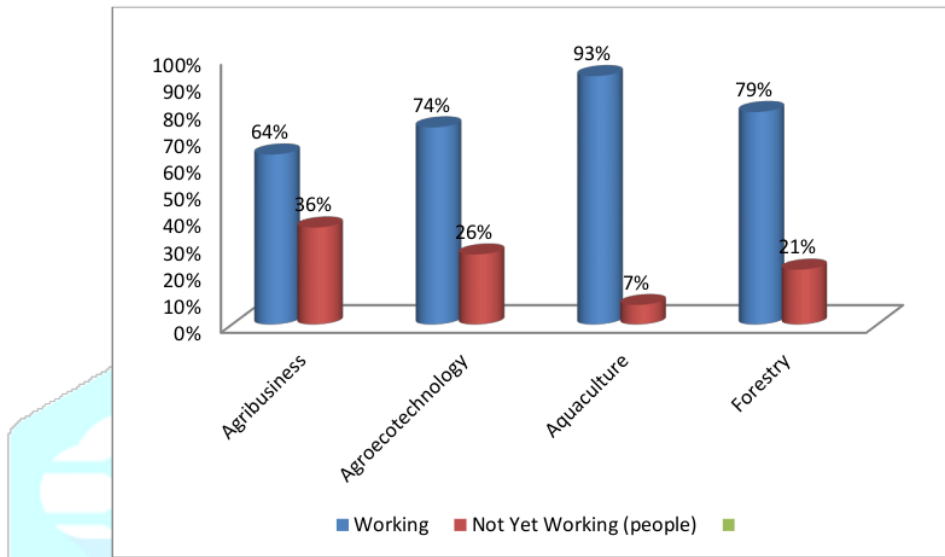


Figure 2. Traceable Percentage of Working and Unemployed Alumni from 2016 to 2020

The largest number of alumni tracked in the *tracer study* were alumni of the Agroecotechnology Study Program and alumni of the Agribusiness Study Program, respectively 110 people and 107 people, while alumni of the Forestry Study Program and alumni of the Aquaculture Study Program respectively were below 100, namely 63 people and 41 people. What is interesting is that there is a positive relationship between the number of employed and the number of tracked alumni, meaning that the more number of alumni who are tracked, there is an opportunity for the number who work as employees or as entrepreneurs.

It appears that the percentage of Agribusiness Study Program alumni who work is in the lowest rank of 4 (four) study programs within the Faculty of Agriculture; But quantitatively, the number ranks second after the alumni of the Agronomy Study Program, namely 68 people consisting of 52 employees and 16 entrepreneurs, far more than 38 alumni of the Aquaculture Study Program and 50 Forestry Study Program alumni. (Table 1). This phenomenon indicates that the number of alumni of the Agribusiness Study Program (1,101 people) is far more than the number of alumni of the Agroecotechnology Study Program (590 people). The number of alumni of the Agribusiness Study Program has experienced an *over supply*, so it is necessary to review the capacity quota of the Agribusiness Study Program, at least so that it is reduced by half of the current capacity. The capacity of the Agribusiness Study Program for 4 (four) consecutive years (2016, 2017, 2018, and 2019) is 400 seats, while in 2020 it is lowered to 275 seats. through SBMPTN 138 people, SNMPTN 55 people, and Independent Test 83 people (Agribusiness Study Program, 2020).

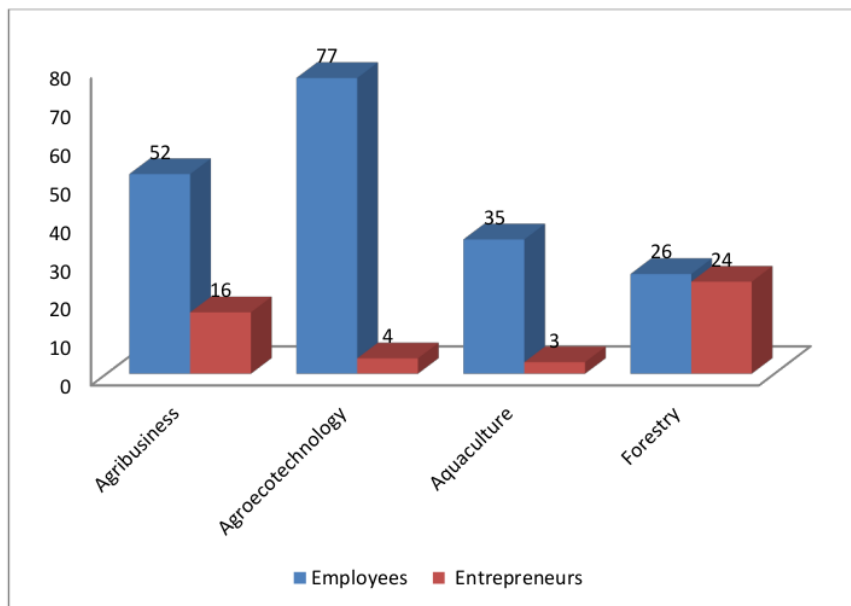


Figure-3. Number of Alumni Working as Employees and Entrepreneurs (people) 2016-2020

Among the study programs within the Faculty of Agriculture, it appears that the most entrepreneurial are alumni of the Forestry Study Program, compiled by alumni of the Agribusiness Study Program, Agroecotechnology Study Program, and the lowest is Aquaculture Study Program.

In reality, the alumni who start their career as entrepreneurs, but there are still some who have not acknowledged that they have worked. Working as an entrepreneur still hopes to get the opportunity to work for a company or agency, because working as an employee is less risky than an entrepreneur, because employees do not bear the risk of loss or risk of profit, and it feels more comfortable as an employee than as an entrepreneur.

This phenomenon is interesting to examine, as part of their efforts to obtain employment status. This phenomenon is inseparable from the stigma of society that what is meant by work is working in an office or in a factory, while working at home or in a business place is considered not yet working.

In Figure-4. still dominant as employees than entrepreneurs, as a natural thing because the same thing applies in other universities, for example The type of work occupied by the graduates of Pembangunan Jaya University in 2017 is mostly a worker, reaching 54 people or almost 90% as workers while not more than 10% of them are self-employed (Student and Alumni Team, 2016)

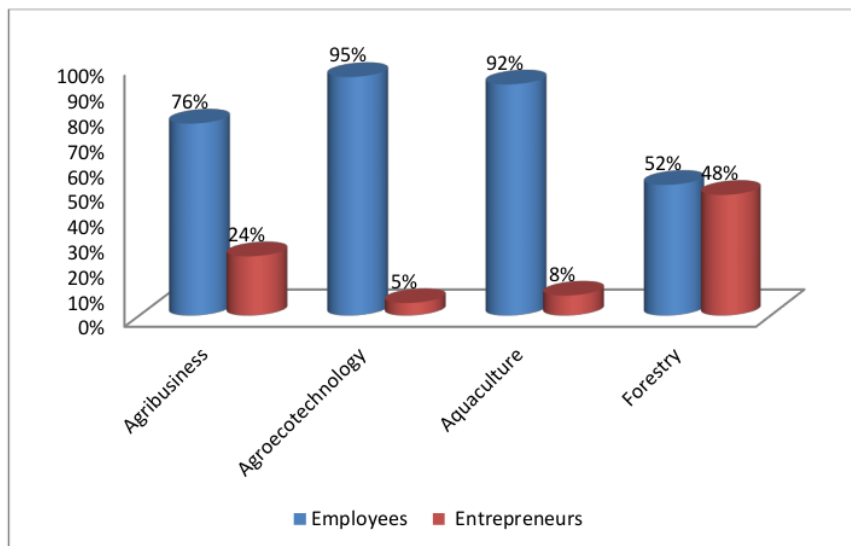


Figure-4. Number of Alumni Working as Employees and Entrepreneurs (%) 2016-2020

In the Corona-19 *Pandemic* in 2020 it is still possible for alumni to become entrepreneurs, because the business they are engaged in is Micro and Small Enterprises (MSEs), which is to create jobs for themselves and / or their close friends. Generally they have not been able to hire employees who are paid according to the Regional Minimum Wage (UMR) of IDR 2 million per month.

Inviting friends or family is a strategy so that their business can survive in a crisis situation of infectious diseases that have an impact on the economic crisis. Whether it is recognized or not, since April 2020 that Covid-19 has impacted all sectors and resulted in an economic recession. Indonesia's economic growth, which contracted by 5.32% in the April-June 2020 period, shows that the Indonesian economy is on the verge of recession if the July-September 2020 period shows negative growth (Saputri, 2020).

The reduction in job opportunities due to non-natural disasters as mentioned above is not certain when it will end, so the choice is to open an independent business or entrepreneurship, entrepreneurial opportunities are still wide open and unlimited.

2. Waiting Time for Graduates to Get a Job

Ideally, every graduate has a decent job for him. Decent work is the hope of every college graduate (Bachelor), but in reality not all graduates get this expectation. Some of the graduates voluntarily or are forced to be unemployed or wait for a suitable workplace.

The following illustrates that the waiting time for alumni or graduates is to get a job as an employee or as an entrepreneur.

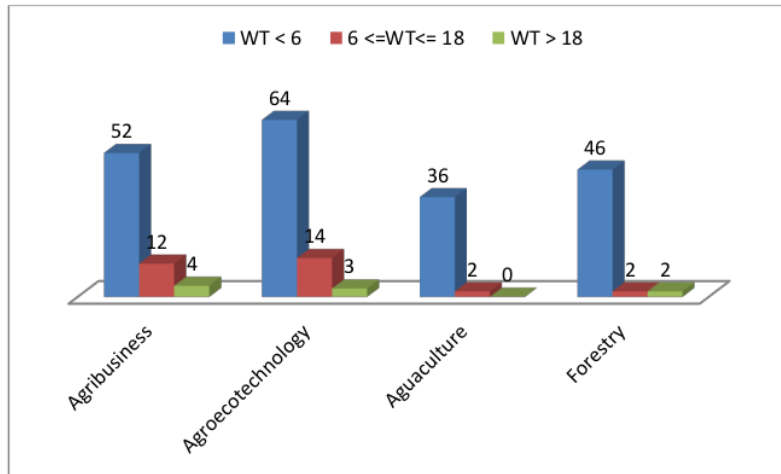


Figure-5. Waiting Time (WT) for Alumni of the Faculty of Agriculture Graduation Year 2016 to July 2020

WT = Waiting time until getting a job (month)

Most of the alumni in getting a job are less than 6 (six) months or only in 1 (one) semester, most of them have obtained a job. The sooner they get a job the more people work. This fact is a phenomenon that the existence of alumni is beneficial for many people, on the other hand, the smaller the number of alumni, the less it requires a waiting time of 6 (six) to 18 months, as well as those who wait for more than 18 months. The strategy that can be learned from this reality is controlling the quota for student admission, especially for Study Programs with a capacity of more than 100 people. The capacity of the Agribusiness Study Program in 2020 is 275 seats, limited to 100 to 150 seats with a view to improving the proportion of working and non-working people, as well as improving the waiting time of more than 6 (six) months.

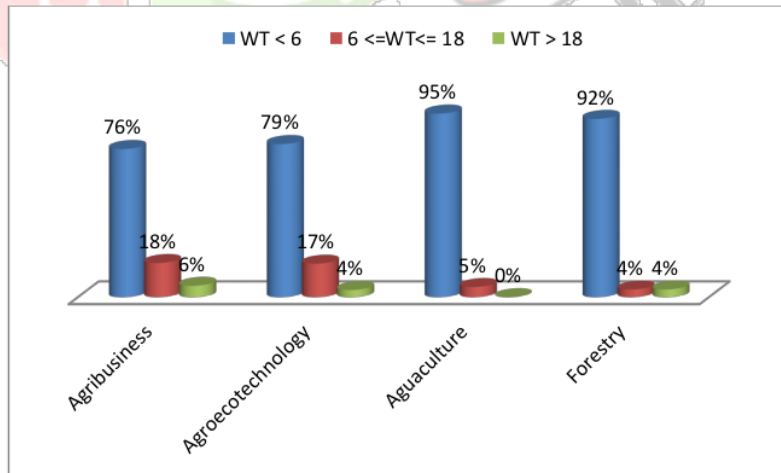


Figure-6. Waiting Time (WT) Alumni of the Faculty of Agriculture Graduation Year 2016 to July 2020 (%)

WT = Waiting time until getting a job (month)

3. Grouping Work Fields with Fields of Expertise Graduates Field

can work where there are job opportunities, both in the same with their respective expertise. not in one level, but it would be nice if the graduates work in their respective fields of expertise. In practice, not a few alumni who work outside their field of expertise are due to opportunities that exist outside their field of expertise.

In the Study Program Performance Report Guidelines (LKPS) published by the National Accreditation Board for Higher Education (BAN-PT) Number 2 of 2019 that the more appropriate the field of work of graduates is to their field of expertise, the greater the performance achievement of their study program.

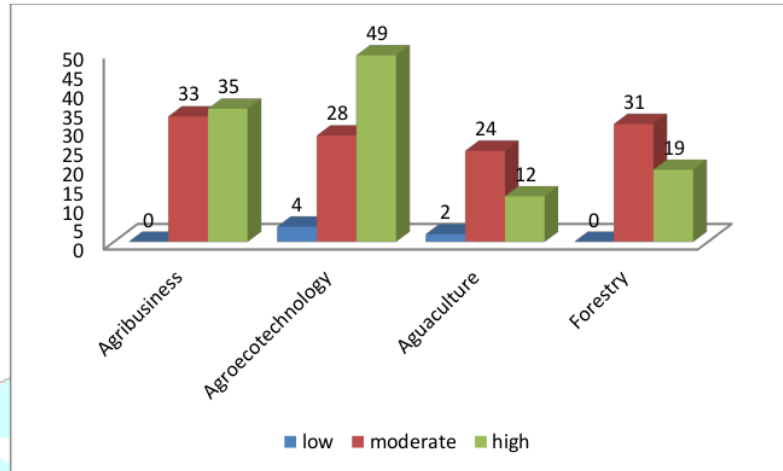


Figure-7. Suitability of Field of Work with Field of Expertise of Graduates (person) The

Suitability of work fields with areas of expertise of graduates is shown in Figure 7 and Figure 8. Figure-7 shows that most of the alumni have worked according to their respective fields of expertise, except for the alumni of the Agroecotechnology Study Program and alumni of the Aquaculture Study Program, among which there are alumni who work not in accordance with their respective fields of expertise. four) and 2 (two) people or 5% each.

From the results of interviews with alumni and graduate users, it shows that alumni actually need training or field experience in order to carry out their duties effectively and efficiently, because the theory obtained in college requires adaptation to a work environment that is completely different from the campus environment which is more likely academic nuances than in the world of work which tends to be practical. Therefore, it is desirable that field practice activities be reproduced to get closer to the world of work. The Free Learning and Free Campus Program (MBKM) seems relevant to the needs of graduate users.

As shown in Figure-8 that the suitability of the field of work with the field of expertise of graduates shows that the alumni of the Agroecotechnology Study Program and the Agribusiness Study Program are in accordance with their respective fields of expertise with their field of work, while alumni Aquaculture and Forestry Study Programs are dominated by almost according to their fields of expertise, because those who are entrepreneurs are engaged in agriculture or other fields outside the aquaculture sector or outside the forestry sector.

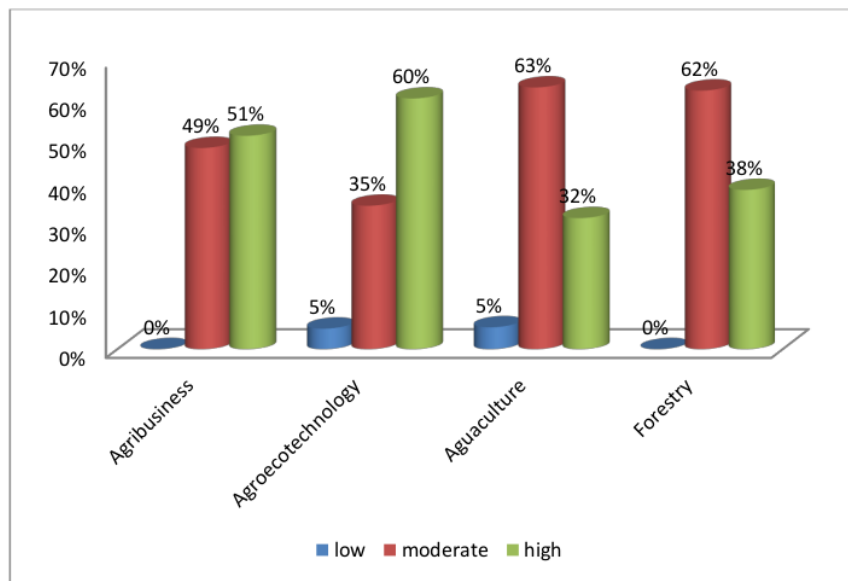


Figure-8. Suitability of the Work Field of Graduates with the Field of Expertise of Graduates (%)

It seems that personal connections or relationships with labor users are still dominant in recruiting workers, because labor recruitment is not entirely through open networking, but through oral information from alumni who have previously worked or through the process of introducing labor users. The closed labor recruitment system has an impact on the weakening of the relationship between the quality of graduates and job opportunities. The Cumulative Achievement Index (GPA), which is an indicator of performance during studies in tertiary institutions, has no significant effect on the opportunity to get a job, so that alumni with the title of graduation Cum Laude have no relevance to the opportunity to get a job. It is time for a closed recruitment system to be abandoned and replaced with an open recruitment system.

4. Classification of Workplaces Graduates of

BAN-PT classify workplace levels into three, namely:

- a. Local / regional / unlicensed entrepreneurship;
- b. National / licensed entrepreneurship;
- c. Multinational / International

The results of alumni tracking shows that alumni generally work at the local level, even though entrepreneurship does not have a permit or legality and is a micro and small business. Quantitative data and the transformation of data into a percentage or qualitative show the same tendency, namely that the dominant work in local areas, and a small proportion working on an international or multinational scale (Figure-9 and Figure-10).

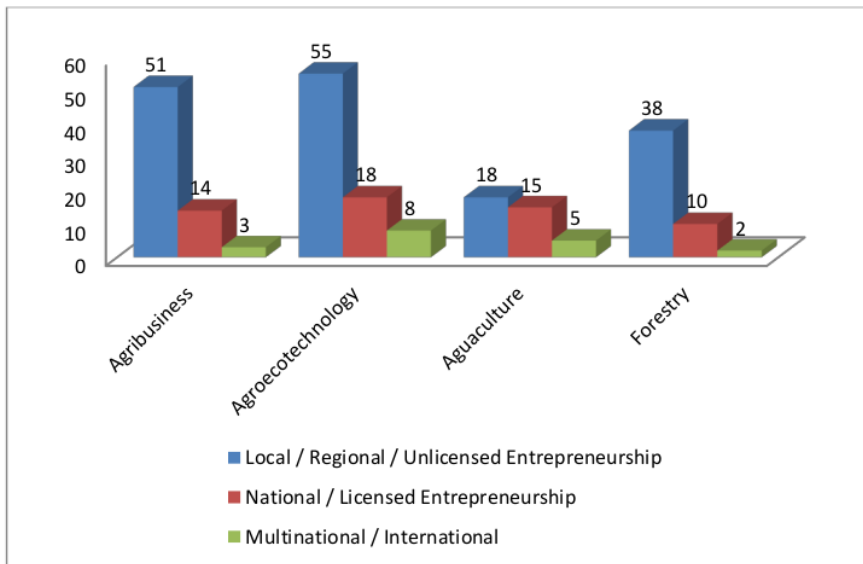


Figure-9 Classification of Service Reach Areas of Workplaces of Graduates (people)

The wider the service area of the alumni workplace, the higher the score for the Study Program performance. In the current era of globalization, working at the transnational or multinational level is more difficult for alumni to reach due to their limited ability to communicate internationally, especially mastery of English, German, French and Arabic. Mastery of a foreign language or international language is a prerequisite for being accepted to work for an international company or institution.

The range of service areas is limited at the national and local levels. As shown in Figure-9 and Figure-10, most of the alumni work in a range of local and national areas. The most dominant is in the local area or if they are entrepreneurs in companies that have not been licensed.

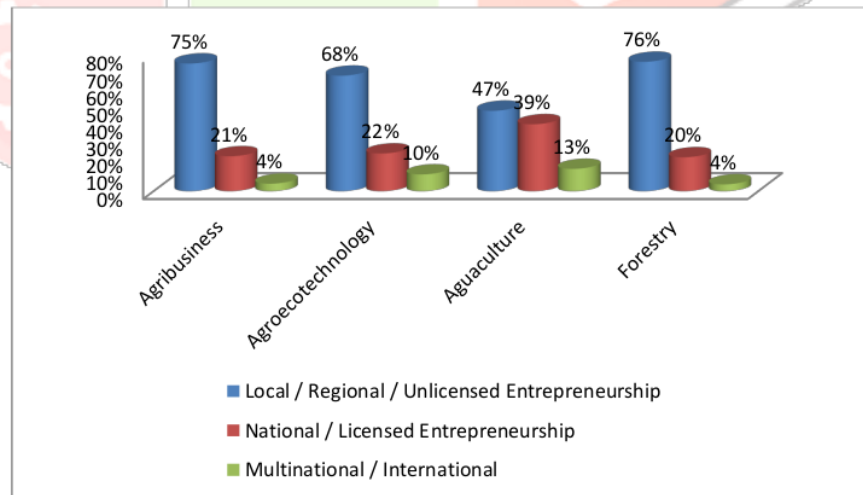


Figure-10 Classification of Service Reach Areas of Workplaces of Graduates (%)

From a qualitative aspect, Forestry Study Program alumni work mostly in local work areas, followed by alumni of the Agribusiness Study Program, Agroecotechnology Study Program, and Aquaculture Study Program, on the contrary the most working in the international area are alumni of the Aquaculture Study Program, then the Agroecotechnology Study Program (Figure-10). Meanwhile, those who work at the national or formal company level range from 20% to 40%.

Looking at the distribution of the work areas of the alumni, it appears that the work areas of the Agribusiness Study Program alumni are almost the same or not much different from the Forestry Study Program,

but from the aspect of numbers it appears that the alumni of the Agribusiness Study Program mostly work in local areas.

5. Graduate User Satisfaction Levels The

The ability of alumni in several aspects that are considered urgent in measuring the level of user satisfaction is essentially a measurement of general user perceptions, but the reality in the field shows that there are differences in the size used by users in assessing alumni performance (Mu'tadin, 2017) . Graduates use loyalty, productivity, and discipline as a measure of their level of satisfaction, while these criteria are not available in the Study Program Management Report Guidelines. Because of these differences, there is a concern that there will be bias in the report content with what actually happens to graduate users (Fikri, et al., 2016; Nurhadi, et al, 2014).

The analytical method, which originally used frequency, was adjusted by transforming the data from quantitative to relative or a percentage so that it could be compared between years and between study programs. The transformation of data from quantitative to qualitative has weaknesses, namely that it weakens the assessment of study programs with a large number of graduates, and provides advantages for assessing study programs with a small number of graduates. Therefore, what is presented in the study report tracking alumni and graduate users does not reflect the achievement of scores in the accreditation of study programs using 9 criteria (APS 4.0), the benefit is the relative comparison between study programs and between graduate years.

1. Agribusiness Study Program The

weaknesses of study program graduates are shown in Figure-11 where less than half of users do not give very good ratings or dominate giving good and sufficient assessments, including expertise in the field of science, foreign language skills, communication skills, teamwork, and self-development (leadership). The assessment items which are the weaknesses of this graduate are work points that must be followed up in the curriculum and teaching and learning process. The ability of technical knowledge in agriculture seems to be the highlight of the users. For students of the Agribusiness Study Program, additional technical knowledge of cultivation is needed, such as cultivation of rice, secondary crops, horticulture, pest control, fertilizers and fertilizers, as well as field work practices for plant maintenance.

Evaluation of user satisfaction as stated above is very useful for study program managers and study program administrators in determining policies and strategies for enhancing graduate competencies to match the required competencies.

User satisfaction of Agribusiness Study Program graduates is very good in the aspects of ethics and the use of Information Technology. Ethics or manners are aspects outside the curriculum, but are obtained from interactions between students and lecturers, students and employees, students and students.

The use of technology tends to be self-taught, because specific lessons about the use of information technology are not available in the curriculum, except in thesis guidance. Some lecturers require students to use information technology as a complement in writing their thesis, especially in using online literature or using online applications in analyzing data.

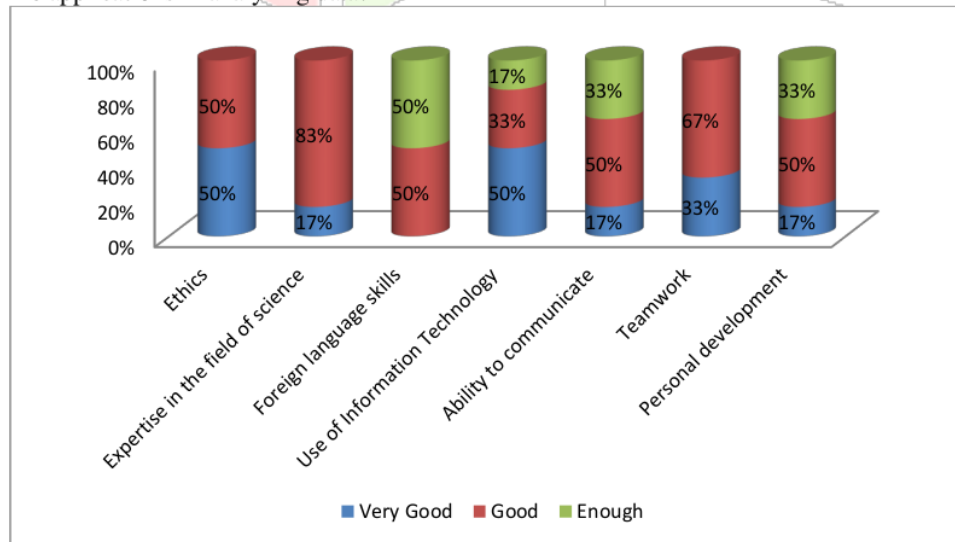


Figure-11 User Satisfaction Levels of Agribusiness Study Program Graduates (%)

The ability of graduates to use information technology, communication skills and self-development seems to vary from sufficient to very good, so that practical experience is needed through real practice in everyday life. Requiring students to be active in intra and extra-campus organizations will help students a lot in self-development, communication skills and also the use of information technology.

1. Agroecotechnology Study Program

User satisfaction of the graduates appears to be lower than the user satisfaction of Agribusiness Study Program graduates, because none of the assessment items are dominant in assessing very good. The dominant one is a combination of good and sufficient. All graduate user satisfaction assessment items fall into the good and sufficient category, so that all of them need to be improved in the teaching and learning process. Ethics, scientific skills, foreign language skills, communication skills, teamwork, and self-development. Ethical practices, agricultural cultivation practices, use of information technology and organizational experience are parts that should be improved during the education process in higher education.

With the existence of learning from home and prevention of gathering is an obstacle to the application of organizational management, and the loss of control of the intracurricular and extracurricular learning processes allows the quality of graduates to experience degradation or decline.

Examining the data in Figure-12 indicates that user satisfaction of Agroecotechnology Study Program graduates is at a good level, except for mastery of foreign languages or English. What needs to be improved is the ability to communicate or speak in a foreign language, so that conversation learning is improved, and students are encouraged to take English courses.

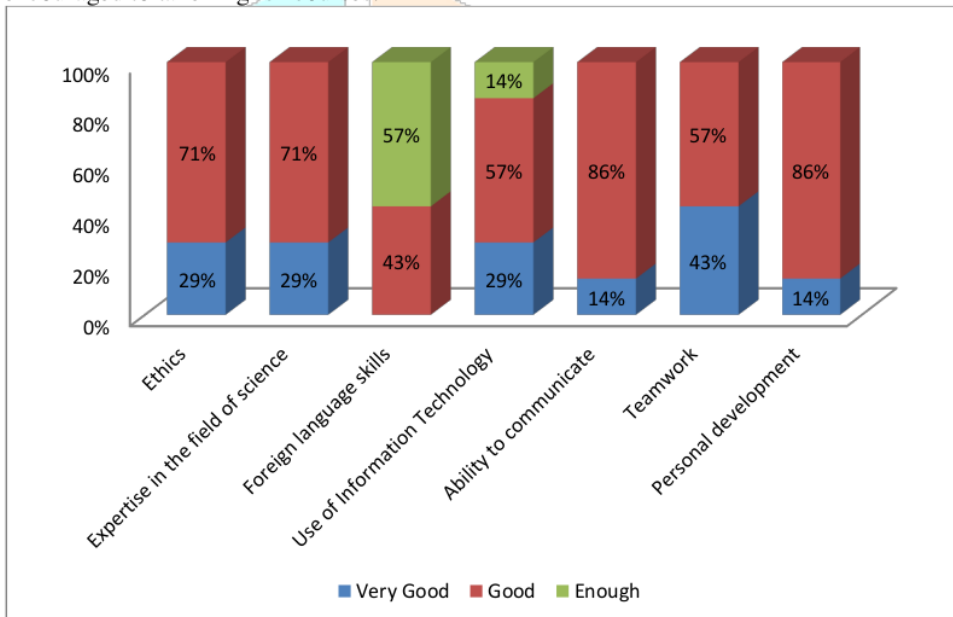


Figure-12 Achievement Levels of User Satisfaction Graduates of the Agroecotechnology Study Program (%)

Achievement of user satisfaction levels in the development aspect at a good to very good level, which is equivalent to the results of the tracer study at the Udayana University Tourism Studies Masters Program (Tracer Study Team, 2016), meaning that what has been achieved by the graduates of the Agroecotechnology Study Program is able to align themselves with other study programs outside the University of Mataram.

2. Aquaculture Study Program

The satisfaction of users of the Aquaculture Study Program graduates is very good to good in the items of ethics, scientific expertise, use of information technology, communication skills, teamwork, and self-development, while foreign language skills vary from very good, good to good. with enough. What needs improvement is the ability in the field of science, the ability of foreign languages in order to strengthen international competitiveness.

The weakness of all study programs is the ability of foreign languages, in general it is very dependent on the individual, namely active communication using foreign languages. They already have the potential for language, what is needed is the courage to practice the use of foreign languages in their daily interactions. Lack of confidence in using foreign languages is the cause of the development of foreign language skills.

The graduates of the Aquaculture Study Program are excellent in ethics and teamwork. The implementation of ethics and cooperation in the team is exemplary, because ethics and teamwork are actually the weaknesses of graduates of other study programs. It is necessary to conduct a comparative study as a step to improve the application of ethics and teamwork.

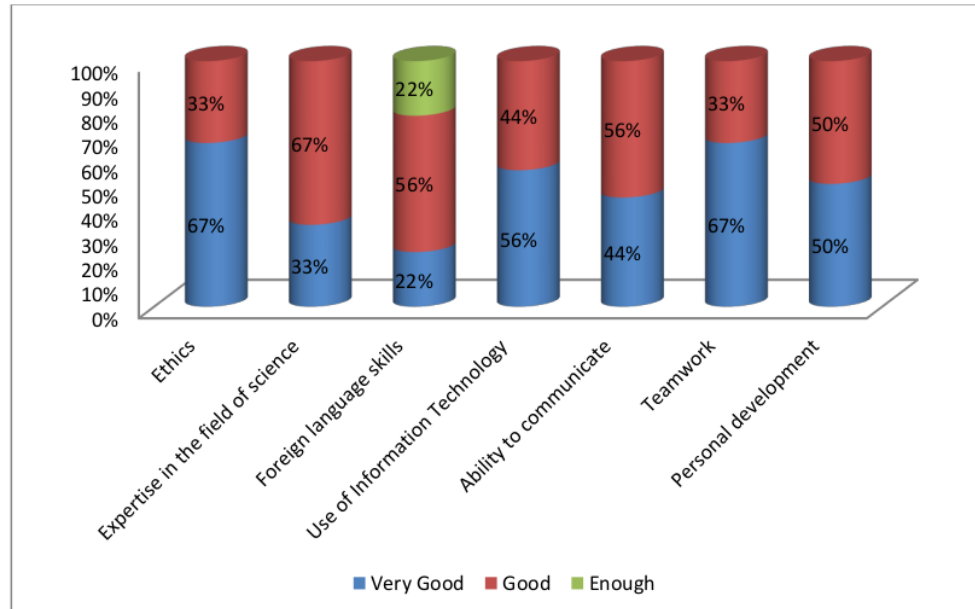


Figure-13 Achievement Levels of User Satisfaction of Aquaculture Study Program Graduates (%)

Self-development, the use of information technology, and ethics are the hallmarks of a graduate of the Aquaculture Study Program. Is there a link between curriculum implementation and graduate user satisfaction? As a provisional assumption, the answer is Yes, but it must be supported by data, because there is still an influence on the number of graduates, namely the fewer the number of graduates and the less the number of capacity, the higher the level of satisfaction of graduate users. Does the more students have the chance that the input will be lower and the learning quality will be lower? Questions that are not easy to answer, except through a special study to examine in depth and thoroughly.

3. Forestry Study Program

There are 4 (four) items of assessment that are very good to good, namely ethics, scientific expertise, teamwork, and self-development, while other items, namely foreign language skills, use of information technology and communication skills are more dominant with good satisfaction levels. than very good. Foreign language skills seem to vary from sufficient to very good.

The assessment of the use of Forestry Study Program graduates is almost the same as users of Aquaculture graduates, is this a coincidence or because both of them have a relatively small number of graduates and the number of graduates netted is relatively less than graduates of the Agribusiness Study Program and Agroecotechnology Study Program?

The number of respondents who graduated from the Forestry Study Program was selected by 6 (six) companies. This number is the smallest number compared to other study programs, while the forestry study program respondents were 9 (nine) people. Because the Forestry Study Program graduates work as entrepreneurs (24 people) more than the Aquaculture Study Program graduates (3 people), getting respondents who use Forestry graduates is relatively limited. The number of 6 (six) people is considered adequate to represent 26 people who work as employees.

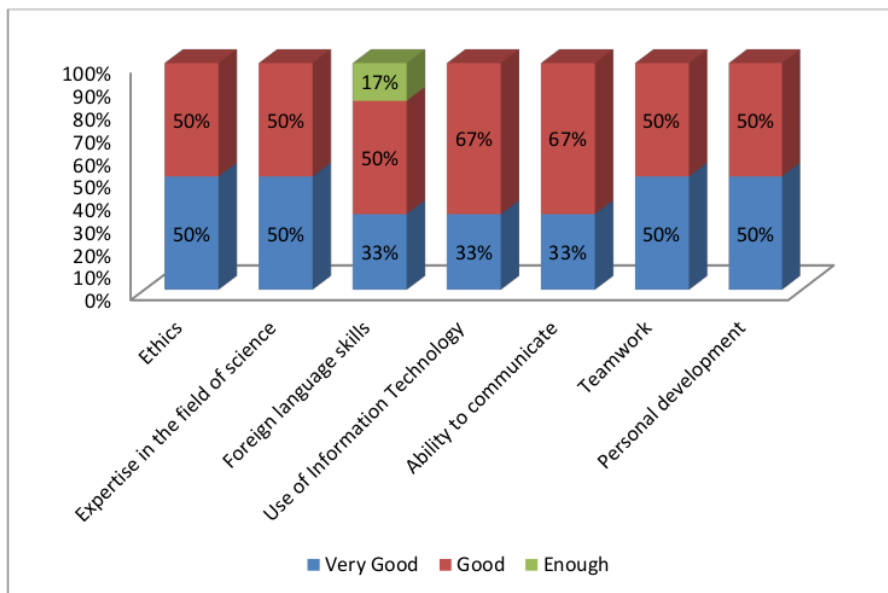


Figure-14 Level of Achievement of Forestry Study Program Graduates' User Satisfaction (%)

As with graduates of other study programs, both foreign language skills vary, giving the impression that foreign language skills are individual. In today's era of globalization, foreign language skills up to an advanced level are highly demanded, especially *conversation* skills and skills *writing and reading*. skills are *Conversation* needed in oral communication, while skills are *writing* needed to write scripts. skills are *Reading* required for reference literacy.

Positioning the level of satisfaction of graduate users will be meaningful if it is associated with the teaching and learning process, curriculum or learning outcomes. The learning outcomes that have been determined by BAN-PT are waiting time, suitability of alumni field of work, and the range of areas where graduates work. User satisfaction is a good feed for higher education in an effort to improve the education system and management which includes education and teaching, practicum, lpang work practices, real work lectures, research and community service (Anonymous, 2016).

1. The Relationship Between Outcome and Graduate User Satisfaction.

Formulating the outcome relationship with graduate user satisfaction is faced with the reality that quantitative data is not possible to compare between study programs due to differences in the unit of analysis and differences in the amount of data. Quantitative analysis such as regression or correlation cannot be applied because it is constrained by statistical inference rules, while it is necessary to determine the position of each variable against the other variables.

In order to meet these expectations, a qualitative relationship analysis was carried out between the outcome variable on the one hand and the user satisfaction variable on the other by using *Importance Performance Analysis* (IPA) analysis, which is a 2x2 matrix analysis that positions each variable into low and class classes. high. The results of crosses between classes and between variables obtained the position of each graduate of each study program.

The outcome classification was scored as 3 (three), 2 (two) and 1 (one). The score is multiplied by the outcome value of each indicator, then summed and averaged. Low class is below average, while high class is above average. The low class is colored yellow, while the high class is colored green. The analysis result as in Table 2.

Table 2. Total Cumulative Percentage and Outcome Classification Per Graduate Studies Program

No.	Study Program	Time Wait Graduates	Employment Sector Luusan	Workplace Graduates	Classification Outcome Graduates
1	Agribusiness	651%	251%	129%	1032%
2	Agroecotechnology	673%	256%	142%	1070%
3	Aquaculture	687%	226%	166%	1079%
4	Forestry	654%	238%	128%	1020%
	Average				1050%

Source: Transformed From Primary Data

Using the provisions of the decision criteria for the outcome variable, it is obtained The results are shown in Table 2, namely green for graduates of the Aquaculture Study Program and Agroecotechnology Study Program, yellow for the Agribusiness Study Program and Forestry Study Program.

Satisfaction of graduate users is given a score of 3 (three) at the very good level, 2 (two) at the good level, and 1 (one) at the sufficient level, then the product of the user satisfaction level is the total score and the average. Above average outcomes are highlighted in green, and below-average outcomes are highlighted in yellow. The results of the analysis as shown in Table 3.

Table 3. Total Cumulative Percentage Per User Satisfaction Study Program Graduate

No.	Study Program	Agribis-nis-tech	Agroeko	Aquaculture	Kehu-empire	average
1	Ethics	250%	229%	267%	250%	249%
2	Expertise in the field of science	217%	229%	233%	250%	232%
3	Foreign language proficiency	150%	143%	200%	217%	178%
4	Use of Information Technology	233%	214%	256%	233%	234%
5	Communication ability	183%	214%	244 %	233%	219%
6	Teamwork	233%	243%	267%	250%	248%
7	Personal development	183%	214%	250%	250%	224%
	Total	1450%	1486%	1717%	1683%	1584%

Source: Transformed From Primary Data

Turns to level user satisfaction of graduates of the Agroecotechnology Study Program and Forestry Study Program respectively is 2 (two) levels above the average, while the user satisfaction level of graduates of the Aquaculture Study Program and Forestry Study Program graduates gets green, no one gets blue.

The results of the IPA (Importance Performance Analysis) analysis in Figure-15 above show that the graduates of the Aquaculture Study Program occupy the outcome variable value and the graduate user satisfaction variable value is in the high category, while the Agribusiness Study Program graduate occupies a low position in the outcome variable and user satisfaction variable. graduates. Agroecotechnology Study Program graduates are in a position above the average outcome score, but are below the average value on the graduate user satisfaction variable. On the other hand, Forestry Study Program graduates occupy a position below the average outcome variable, but above the average user satisfaction variable.

Outcome Graduates			
High	Agroecotechnology	Aquaculture	
Low	Agribusiness	Forestry	
	Low	High	Satisfaction User

Figure-15 Position of study program within the Faculty of Agriculture, University of Mataram

How to explain this phenomenon, the Agribusiness Study Program which has achieved Accreditation A at accreditation in 2015 and extended to re-accreditation in 2020 actually occupies the lowest position among study programs in the scope of the Faculty of Agriculture, University of Mataram, because the tracer study is only one point of assessment from more than 400 other assessment items, so the results of the tracer study cannot be used as a measure to determine the accreditation ranking. The implementation of a *tracer study* provides benefits in dealing with internal quality audits and at the same time as a material to complement the Study Program Performance Report (LKPS) and Self-Evaluation Report data (Suyanto, 2012; Tjipto, 2016; UB, 2017).

Conclusions and Suggestions

Conclusions

1. The number of alumni who successfully tracked down was 321 people or 14.42% of the total alumni who graduated from 2016 to July 2020. Of these, 237 people (73.84%) worked. The descriptions of each study program are as follows: 64% Agribusiness Study Program, 74% Agroecotechnology Study Program, 93% Aquaculture Study Program, and 79% Forestry Study Program, the rest are alumni who have not worked respectively 36%, 26%, 7%, and 21%.
2. The waiting time required for alumni to get a job is less than 6 (six) months or 1 (one) semester. The percentage of waiting time less than 6 (six) months is 76% of graduates from Agribusiness Study Program, 79% Agroecotechnology Study Program, 95% Aquaculture Study Program, Forestry Study Program 92%.
3. Study program graduates work according to their respective areas of expertise. The high level of suitability achieved by graduates of Agribusiness Study Program is 51%, Agroecotechnology Study Program 60%, Aquaculture Study Program 32%, and Forestry Study Program 38%.
4. The workplace of graduates of all study programs is at the local / unlicensed entrepreneurship level. The details of each study program are 75% Agribusiness Study Program, 68% Agroecotechnology Study Program, 47% Aquaculture Study Program, and 76% Forestry Study Program.
5. The satisfaction of graduate users varies from moderate, good to very good. Sufficient levels of satisfaction are found in indicators of mastery of English, use of information technology, teamwork, communication skills and self-development.
6. The position of the study program is associated with the achievement of alumni outcomes with user satisfaction. Graduates can rank consecutively are graduates of the Aquaculture Study Program, Agroecotechnology Study Program, Forestry Study Program, and Agribusiness Study Program. The achievement of graduate rankings does not have a strong connection with the achievement of accreditation, because the tracking study is one point from a number of points of accreditation assessment.

Suggestions


1. Increase mastery of English through organizing courses or training outside of class hours, forming a community of English enthusiasts,
2. Increasing the use of online applications in completing theses and activating the use of information technology by students,
3. Cultivating teamwork through group work practices
4. Increase student participation meetings, seminars and meetings in an effort to improve communication skills.
5. Encourage active students to organize as a forum for self-development and leadership training
6. special for administrators and managers of the Agribusiness Study Program and the Agroecotechnology Study Program to improve field work practices directly related to cultivation techniques and the introduction of agricultural development programs.

7. Due to the fact that there are still many alumni of the Agribusiness Study Program who have not been absorbed by employment, it is advisable to reduce the capacity quota from 275 to 150 people, as well as improve the management of field work practices both in the workplace, as well as the duration of time to be extended and more technical practices of cultivation, fertilizer management. and fertilization, pest control, and post harvest handling.

References

- Anonymous, ???. Pengertian dan Manfaat Tracer Study. *Journal of Sport Education (JOPE)*. Pendidikan Jasmani dan Kesehatan. FKIP. Universitas Riau. (<https://www.pejangkes.fkip.unri.ac.id>)
- Anonymous, 2016. Layanan Kealumnian tentang *Tracer Study*. Politeknik Negeri Bandung. <https://penelusuranalumni.polban.ac.id/tentang>
- Anonymous, 2017. Pengertian dan Manfaat Sistem *Career Center & Tracer Study*. <https://sevima.com>
- Anonymous, 2020. Pengertian dan Manfaat Tracer Study Yang Perlu Kamu Ketahui, Ada 10 !. <https://www.renesia.com/pengertian-dan-manfaat-tracer-study/>
- BAN-PT, 2020a. Peraturan BAN-PT Nomor 3 Tahun 2020 tentang Instrumen Akreditasi Perguruan Tinggi. <https://www.banpt.or.id>
- BAN-PT, 2020b. Peraturan BAN-PT Nomor 4 Tahun 2020 tentang Pengajuan Permohonan Akreditasi Program Studi dan Perguruan Tinggi. <https://www.banpt.or.id>
- Biro Kemahasiswaan dan Alumni, 2017. Laporan Tracer Study Universitas Pembangunan Jaya. <http://www.lpmu.upj.ac.id/userfiles/files/Laporan%20Tracer%20Study%202017.pdf>
- Buto, ZA., 2018. Studi Pelacakan (*Tracer Study*) Alumni Prodi Pendidikan Agama Islam IAIN Lhokseumawe di Kota Lhokseumawe. ITQAN. Vol 9 No 2 Juli-Dec 2018.
- Fajaryanti, N., Priyanto, T.Sukardiyono, ADW Utami, S.Pambudi, dan B. Destiana, 2015. Studi Penelusuran (*Tracer Study*) Terhadap Alumni Program Studi Pendidikan Teknik Informatika Jurusan Teknik Elektronika. Fakultas Teknik Universitas Negeri Yogyakarta. *Jurnal Electronics, Informatics, and Vocational Education* Volume 1 Nomor 1 November 2015. <https://staffnew.uny.ac.id>
- Fikri, S., W.Wiyani, dan A.Suwandaru, 2016. Pengaruh Kualitas Pelayanan Terhadap Kepuasan dan Loyalitas Mahasiswa. *Jurnal Bisnis dan Manajemen*. Vol 3 No.1 Januari 2016. <https://media.neliti.com>
- Kementerian Ristek Dikti, 2018. Pedoman Sistem Penjaminan Mutu Internal. Direktorat Jenderal Pembelajaran dan Kemahasiswaan. Direktorat Penjaminan Mutu. <https://spmri.ristekdikti.go.id>
- Nurhadi, Hastuti, dan N.Khotimah, 2014. Analisis Evaluasi Kinerja Lulusan Program Studi S1 Pendidikan Geografi. Fakultas Sosial. Universitas Negeri Yogyakarta. <https://staffnew.uny.ac.id>
- Mu'tadin, Z., 2017. Laporan Evaluasi Kinerja Lulusan. Universitas Persada Indonesia YAI. Jakarta. <https://www.upi-yai.ac.id>
- Halil, Tajidan, Mulyati, Rosmilawati, 2015. Evaluasi Proses Belajar Mengajar di Fakultas Pertanian Universitas Mataram. Fakultas Pertanian Universitas Mataram. Mataram.
- Prihatiningsih, D. 2015. Laporan Studi Pelacakan Alumni (*Tracer Study*). Bagian Pengembangan Mahasiswa dan Pemberdayaan Alumni. Sekolah Tinggi Ilmu Kesehatan "Aisyiyah Yogyakarta. <https://unisayogya.ac.id>
- Program Studi Kimia FMIPA UII, 2020. Studi Pelacakan Alumni, <https://chemistry.uii.ac.id>
- Riadi, M. 2013. Kualitas Pelayanan Pelanggan. Kajian Pustaka. <https://www.kajianpustaka.com>.
- Rasiman, S.Widodo, RD Setiawati, 2013. Penelusuran Alumni (*Tracer Study*) Program Studi Pendidikan Matematika IKIP PGRI Semarang Sebagai Upaya Kajian Referensi. <https://media.neliti.com>
- Santuri, M., 2013. Apa itu Kinerja. Kompasiana, Widyaiswara P4TK Bidang Bangunan dan listrik Medan. <https://www.goole.com>
- Saputri, MNA, 2020. Cara Atur Keuangan Keluarga Agar Siap Hadapi Resesi Ekonomi. tirto.id.
- Suheri, H., Halil, M.Siddik, Rosmilawati, 2016. Evaluasi Penerapan Sistem Penjaminan Mutu Internal (SPMI) di Fakultas Pertanian Universitas Mataram. Fakultas Pertanian Universitas Mataram. Mataram.

- Sukartono, Tajidan, Lestari Ujjianto, Ahmad Zubaidi, dan Bustan, 2017. Kajian Audit Mutu Akademik Internal (AMAI): Suatu Pendekatan Analisis Risiko Penjaminan Mutu Berkelanjutan di Fakultas Pertanian Universitas Mataram. Lembaga Penelitian dan Pengabdian Universitas Mataram. Mataram
- Suyanto, R., 2012. Audit Internal Berbasis Risiko. Sencore Always Deliver Value. Jakarta.
- Tajidan, I Wayan Sutresna, Sukartono, Aris Budianto, Irwan Muthahanas, 2016. Studi Penelusuran (*Tracer Study*) Alumni Fakultas Pertanian Universitas Mataram Tahun Wisuda 2012-2015. Fakultas Pertanian Universitas Mataram. Mataram.
- Tim *Tracer Study*, 2016. Laporan *Tracer Study* Alumni dan Pengguna Lulusan Program Studi S2 Pariwisata Universitas Udayana. Denpasar. <https://simdos.unud.ac.id>
- Tjiptono, F., 2016. Kualitas Pelayanan: Dimensi dan Cara Mengukurnya. <https://www.ciputraoceo.net>.
- UB, 2007. Manual Prosedur Audit Mutu Akademik Internal (AIMA). Universitas Brawijaya. Malang.



ORIGINALITY REPORT

9%

SIMILARITY INDEX

%

INTERNET SOURCES

9%

PUBLICATIONS

%

STUDENT PAPERS

PRIMARY SOURCES

- | | | |
|---|--|----|
| 1 | Devita Satya Lestari. "EVALUASI KINERJA INSTALASI PENGOLAHAN AIR LIMBAH DOMESTIK (STUDI KASUS: IPAL DOMESTIK WADUK "X", JAKARTA)", JURNAL SUMBER DAYA AIR, 2020
Publication | 2% |
| 2 | M S Sruthi, K Shanjai. "Automatic Voting System Using Convolutional Neural Network", Journal of Physics: Conference Series, 2021
Publication | 2% |
| 3 | Uswatun Khasanah. "Tracer study as an effort to improve higher islamic education quality and relevance", ATTARBIYAH: Journal of Islamic Culture and Education, 2019
Publication | 1% |
| 4 | "The International Encyclopedia of Higher Education Systems and Institutions", Springer Science and Business Media LLC, 2020
Publication | 1% |
| 5 | M Afif Hasbullah. "Legal Policy of Independent Learning Independent Campus (MBKM) | 1% |

Program in Indonesia: Tracing the Literature", AL-ISHLAH: Jurnal Pendidikan, 2022

Publication

6

Radiant Victor Imbar, Suhono Harso Supangkat, Armein Z. R. Langi. "Development of Smart Campus Model", 2021 International Conference on ICT for Smart Society (ICISS), 2021

Publication

<1 %

7

La Ode Sumarlin, Nurhasni Nurhasni, Nur Ernita. "Monitoring and Evaluation of Student and Education Elements for Chemistry Undergraduate Program Based on National Accreditation (Monitoring dan Evaluasi Unsur Mahasiswa dan Pendidikan Program Studi Kimia Berbasis Akreditasi Nasional)", Shautut Tarbiyah, 2022

Publication

<1 %

8

Titus Kristanto, Walid Maulana Hadiansyah, Muhammad Nasrullah. "Analysis of Higher Education Performance Measurement Using Academic Scorecard and Analytical Hierarchy Process", 2020 Fifth International Conference on Informatics and Computing (ICIC), 2020

Publication

<1 %

9

Lande Sudianto, Petrus Simon. "Development application of a quality assurance management information system for Paulus

<1 %

Indonesia Christian University", IOP
Conference Series: Materials Science and
Engineering, 2021

Publication

10

Dian Dian, Aneu Nandya Indayanti, Asep Irfan Fanani, Elis Nurhayati. "Optimizing Islamic Religious Colleges In Facing The Era of Globalization", Tafkir: Interdisciplinary Journal of Islamic Education, 2023

Publication

<1 %

11

Teguh Rokhmani, Bedjo Sujanto, Muchlis Rantoni Luddin. "The Implementation of Academic Responsibility in Higher Education: A Case Study", Integration of Education, 2019

Publication

<1 %

12

Jennifer Maria Krah, Julian Reimann, Heike Molitor. "Sustainability in Brandenburg Study Programs. Perspectives for Anchoring Sustainability in Higher Education Curricula", Sustainability, 2021

Publication

<1 %

13

Jumaria Sirait, Suprpto Manurung, Harry Cristofel Simanjuntak. "Pengaruh Pelatihan Penyusunan Laporan Evaluasi Diri (LED) dan Laporan Kinerja Program Studi (LKPS) Terhadap Capaian Akreditasi Program Studi", CSR International Journal, 2022

Publication

<1 %

14

AAN HANDRIYANI. "THE TRACER STUDY OF KPI STUDY PROGRAM ALUMNI OF STID MOHAMMAD NATSIR", Jurnal Da'wah: Risalah Merintis, Da'wah Melanjutkan, 2022

Publication

<1 %

15

"The Palgrave Handbook of Asia Pacific Higher Education", Springer Science and Business Media LLC, 2016

Publication

<1 %

16

Ambigapathy Pandian, Shanthi Balraj Baboo, Omer Hassan Ali Mahfoodh. "Influence of multiculturalism on the study programs in Malaysian public universities: international students' perceptions", Studies in Higher Education, 2014

Publication

<1 %

17

Ikhwani Ratna, Nanda Suryadi. "Analisa Kebutuhan Industri bagi Alumni Jurusan Akuntansi Perguruan Tinggi", Journal of Economic, Bussines and Accounting (COSTING), 2020

Publication

<1 %

Exclude quotes On

Exclude matches Off

Exclude bibliography On